

ESS Laboratory

Division of Thielsch Engineering, Inc.

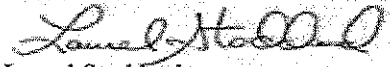
CERTIFICATE OF ANALYSIS

PROJECT NARRATIVE

Chris Ricardi
MACTEC Engineering & Consulting, Inc.
511 Congress Street
Portland, ME 04101

RE: Providence Gorham Site
ESS Laboratory Work Order Number: 0607173

This signed Certificate of Analysis is our approved release of your analytical results. Beginning with this Project Narrative, the entire report has been paginated. The ESS Laboratory Certifications sheet is the final report page. This report should not be copied except in full without the approval of the laboratory. Samples will be disposed of thirty days after the final report has been mailed. If you have any questions or concerns, please feel free to call our Customer Service Department.



Laurel Stoddard
Laboratory Director

Date: August 09, 2006

Sample Receipt

18 Soil samples were received on July 14, 2006 for the analyses specified on the enclosed Chain of Custody Record.

Analytical Summary

The project as described above has been analyzed in accordance with the ESS Quality Assurance Plan. This plan utilizes the following methodologies: US EPA SW-846, US EPA Methods for Chemical Analysis of Water and Wastes per 40 CFR Part 136, APHA Standard Methods for the Examination of Water and Wastewater, American Society for Testing and Materials (ASTM), and other recognized methodologies. The analyses with these noted observations are in conformance to the Quality Assurance Plan. In chromatographic analysis, manual integration may be used instead of automated integration because it produces more accurate results.

ESS Laboratory certifies that the test results meet the requirements of NELAC, except where noted within this project narrative.

Metals Analysis

ESS Laboratory utilized the established linear dynamic range to determine acceptable analytical results.

The batch duplicate was outside of the recommended range for Silver, Lead, Nickel, Zinc and Mercury due to matrix interferences.

The batch Matrix Spike was outside of the recommended range for Antimony, Barium, Nickel and Silver. These analytes were below the lower control limit.

The batch Matrix Spike was outside of the recommended range for Copper and Zinc due to matrix interferences.

Total Petroleum Hydrocarbon Analysis

The batch Matrix Spike/Matrix Spike Duplicate was outside of the recommended range due to matrix interferences.

The Relative Percent Difference for the Matrix Spike/Matrix Spike Duplicate was outside of the recommended range.

Semivolatile Organics Analysis

Surrogate recovery was outside of the recommended range for samples 0607173-06, 0607173-10 and 0607173-13 due to matrix interferences.

Internal standard recovery was outside of the recommended ranges for sample 0607173-05 due to matrix interferences.

SIMS

Internal standard recovery (not associated with any compounds) was outside of the recommended ranges for sample 0607173-02 due to matrix interferences.

No other observations noted.

End of Project Narrative.

mdp

Metals Data Package

Metals Sample Data

ESS Laboratory

Division of Thielsch Engineering, Inc.

CERTIFICATE OF ANALYSIS

Client Name: MACTEC Engineering & Consulting, Inc.
Client Project ID: Providence Gorham Site
Client Sample ID: SS-SI56 S100
Date Sampled: 07/14/06 10:00
Percent Solids: 95

ESS Laboratory Work Order: 0607173
ESS Laboratory Sample ID: 0607173-01
Sample Matrix: Soil

3050B/6000/7000 Total Metals

<u>Analyte</u>	<u>Results</u>	<u>Units</u>	<u>MRL</u>	<u>Method</u>	<u>DF</u>	<u>Analyst</u>	<u>Analyzed</u>	<u>I/V</u>	<u>F/V</u>
Antimony	ND	mg/kg dry	5.5	6010B	1	JP	07/14/06	1.92	100
Arsenic	4.6	mg/kg dry	1.4	7060A	5	JP	07/20/06	1.92	100
Barium	36.7	mg/kg dry	2.7	6010B	1	JP	07/14/06	1.92	100
Beryllium	0.15	mg/kg dry	0.06	6010B	1	JP	07/14/06	1.92	100
Cadmium	0.83	mg/kg dry	0.55	6010B	1	JP	07/14/06	1.92	100
Chromium	6.9	mg/kg dry	1.1	6010B	1	JP	07/14/06	1.92	100
Copper	352	mg/kg dry	1.1	6010B	1	JP	07/14/06	1.92	100
Lead	482	mg/kg dry	5.5	6010B	1	JP	07/14/06	1.92	100
Mercury	0.297	mg/kg dry	0.031	7471A	1	JP	07/15/06	0.68	40
Nickel	20.3	mg/kg dry	2.7	6010B	1	JP	07/14/06	1.92	100
Selenium	ND	mg/kg dry	5.5	6010B	1	JP	07/14/06	1.92	100
Silver	23.8	mg/kg dry	0.55	6010B	1	JP	07/14/06	1.92	100
Thallium	ND	mg/kg dry	1.4	7841	5	JP	07/19/06	1.92	100
Zinc	235	mg/kg dry	2.7	6010B	1	JP	07/14/06	1.92	100

ESS Laboratory

Division of Thielsch Engineering, Inc.

CERTIFICATE OF ANALYSIS

Client Name: MACTEC Engineering & Consulting, Inc.
Client Project ID: Providence Gorham Site
Client Sample ID: SS-SI56 S105
Date Sampled: 07/14/06 10:00
Percent Solids: 95

ESS Laboratory Work Order: 0607173
ESS Laboratory Sample ID: 0607173-02
Sample Matrix: Soil

3050B/6000/7000 Total Metals

<u>Analyte</u>	<u>Results</u>	<u>Units</u>	<u>MRL</u>	<u>Method</u>	<u>DF</u>	<u>Analyst</u>	<u>Analyzed</u>	<u>I/V</u>	<u>F/V</u>
Antimony	ND	mg/kg dry	5.6	6010B	1	JP	07/14/06	1.89	100
Arsenic	1.7	mg/kg dry	1.4	7060A	5	JP	07/20/06	1.89	100
Barium	17.3	mg/kg dry	2.8	6010B	1	JP	07/14/06	1.89	100
Beryllium	0.06	mg/kg dry	0.06	6010B	1	JP	07/14/06	1.89	100
Cadmium	ND	mg/kg dry	0.56	6010B	1	JP	07/14/06	1.89	100
Chromium	6.3	mg/kg dry	1.1	6010B	1	JP	07/14/06	1.89	100
Copper	15.1	mg/kg dry	1.1	6010B	1	JP	07/14/06	1.89	100
Lead	11.1	mg/kg dry	5.6	6010B	1	JP	07/14/06	1.89	100
Mercury	0.253	mg/kg dry	0.033	7471A	1	JP	07/15/06	0.63	40
Nickel	5.1	mg/kg dry	2.8	6010B	1	JP	07/14/06	1.89	100
Selenium	ND	mg/kg dry	5.6	6010B	1	JP	07/14/06	1.89	100
Silver	2.05	mg/kg dry	0.56	6010B	1	JP	07/14/06	1.89	100
Thallium	ND	mg/kg dry	1.4	7841	5	JP	07/19/06	1.89	100
Zinc	110	mg/kg dry	2.8	6010B	1	JP	07/14/06	1.89	100

ESS Laboratory

Division of Thielsch Engineering, Inc.

CERTIFICATE OF ANALYSIS

Client Name: MACTEC Engineering & Consulting, Inc.
Client Project ID: Providence Gorham Site
Client Sample ID: SS-SI57 B1
Date Sampled: 07/14/06 10:15
Percent Solids: 73

ESS Laboratory Work Order: 0607173
ESS Laboratory Sample ID: 0607173-03
Sample Matrix: Soil

3050B/6000/7000 Total Metals

<u>Analyte</u>	<u>Results</u>	<u>Units</u>	<u>MRL</u>	<u>Method</u>	<u>DF</u>	<u>Analyst</u>	<u>Analyzed</u>	<u>I/V</u>	<u>F/V</u>
Antimony	ND	mg/kg dry	7.8	6010B	1	JP	07/14/06	1.75	100
Arsenic	ND	mg/kg dry	2.0	7060A	5	JP	07/20/06	1.75	100
Barium	21.5	mg/kg dry	3.9	6010B	1	JP	07/14/06	1.75	100
Beryllium	0.08	mg/kg dry	0.08	6010B	1	JP	07/14/06	1.75	100
Cadmium	ND	mg/kg dry	0.78	6010B	1	JP	07/14/06	1.75	100
Chromium	4.9	mg/kg dry	1.6	6010B	1	JP	07/14/06	1.75	100
Copper	6.7	mg/kg dry	1.6	6010B	1	JP	07/14/06	1.75	100
Lead	ND	mg/kg dry	7.8	6010B	1	JP	07/14/06	1.75	100
Mercury	ND	mg/kg dry	0.045	7471A	1	JP	07/15/06	0.61	40
Nickel	ND	mg/kg dry	3.9	6010B	1	JP	07/14/06	1.75	100
Selenium	ND	mg/kg dry	7.8	6010B	1	JP	07/14/06	1.75	100
Silver	ND	mg/kg dry	0.78	6010B	1	JP	07/14/06	1.75	100
Thallium	ND	mg/kg dry	2.0	7841	5	JP	07/19/06	1.75	100
Zinc	18.3	mg/kg dry	3.9	6010B	1	JP	07/14/06	1.75	100

ESS Laboratory

Division of Thielsch Engineering, Inc.

CERTIFICATE OF ANALYSIS

Client Name: MACTEC Engineering & Consulting, Inc.
Client Project ID: Providence Gorham Site
Client Sample ID: SS-SI58
Date Sampled: 07/14/06 10:30
Percent Solids: 93

ESS Laboratory Work Order: 0607173
ESS Laboratory Sample ID: 0607173-04
Sample Matrix: Soil

3050B/6000/7000 Total Metals

<u>Analyte</u>	<u>Results</u>	<u>Units</u>	<u>MRL</u>	<u>Method</u>	<u>DF</u>	<u>Analyst</u>	<u>Analyzed</u>	<u>I/V</u>	<u>F/V</u>
Antimony	ND	mg/kg dry	6.1	6010B	1	JP	07/14/06	1.76	100
Arsenic	2.1	mg/kg dry	1.5	7060A	5	JP	07/20/06	1.76	100
Barium	19.6	mg/kg dry	3.1	6010B	1	JP	07/14/06	1.76	100
Beryllium	0.06	mg/kg dry	0.06	6010B	1	JP	07/14/06	1.76	100
Cadmium	ND	mg/kg dry	0.61	6010B	1	JP	07/14/06	1.76	100
Chromium	4.3	mg/kg dry	1.2	6010B	1	JP	07/14/06	1.76	100
Copper	68.4	mg/kg dry	1.2	6010B	1	JP	07/14/06	1.76	100
Lead	99.6	mg/kg dry	6.1	6010B	1	JP	07/14/06	1.76	100
Mercury	0.488	mg/kg dry	0.032	7471A	1	JP	07/15/06	0.67	40
Nickel	8.4	mg/kg dry	3.1	6010B	1	JP	07/14/06	1.76	100
Selenium	ND	mg/kg dry	6.1	6010B	1	JP	07/14/06	1.76	100
Silver	14.4	mg/kg dry	0.61	6010B	1	JP	07/14/06	1.76	100
Thallium	ND	mg/kg dry	1.5	7841	5	JP	07/19/06	1.76	100
Zinc	68.4	mg/kg dry	3.1	6010B	1	JP	07/14/06	1.76	100

ESS Laboratory

Division of Thielsch Engineering, Inc.

CERTIFICATE OF ANALYSIS

Client Name: MACTEC Engineering & Consulting, Inc.
Client Project ID: Providence Gorham Site
Client Sample ID: SS-SI59
Date Sampled: 07/14/06 10:45
Percent Solids: 95

ESS Laboratory Work Order: 0607173
ESS Laboratory Sample ID: 0607173-05
Sample Matrix: Soil

3050B/6000/7000 Total Metals

<u>Analyte</u>	<u>Results</u>	<u>Units</u>	<u>MRL</u>	<u>Method</u>	<u>DF</u>	<u>Analyst</u>	<u>Analyzed</u>	<u>I/V</u>	<u>F/V</u>
Antimony	ND	mg/kg dry	5.9	6010B	1	JP	07/14/06	1.78	100
Arsenic	3.5	mg/kg dry	1.5	7060A	5	JP	07/20/06	1.78	100
Barium	25.5	mg/kg dry	3.0	6010B	1	JP	07/14/06	1.78	100
Beryllium	0.14	mg/kg dry	0.06	6010B	1	JP	07/14/06	1.78	100
Cadmium	1.29	mg/kg dry	0.59	6010B	1	JP	07/14/06	1.78	100
Chromium	8.1	mg/kg dry	1.2	6010B	1	JP	07/14/06	1.78	100
Copper	190	mg/kg dry	1.2	6010B	1	JP	07/14/06	1.78	100
Lead	1240	mg/kg dry	5.9	6010B	1	JP	07/14/06	1.78	100
Mercury	0.400	mg/kg dry	0.033	7471A	1	JP	07/15/06	0.63	40
Nickel	27.0	mg/kg dry	3.0	6010B	1	JP	07/14/06	1.78	100
Selenium	ND	mg/kg dry	5.9	6010B	1	JP	07/14/06	1.78	100
Silver	E 200	mg/kg dry	0.59	6010B	1	JP	07/14/06	1.78	100
Thallium	ND	mg/kg dry	1.5	7841	5	JP	07/19/06	1.78	100
Zinc	161	mg/kg dry	3.0	6010B	1	JP	07/14/06	1.78	100

REVISED

AUG - 2006

ESS Laboratory

Division of Thielsch Engineering, Inc.

CERTIFICATE OF ANALYSIS

Client Name: MACTEC Engineering & Consulting, Inc.
Client Project ID: Providence Gorham Site
Client Sample ID: SS-SI59
Date Sampled: 07/14/06 10:45
Percent Solids: 95

ESS Laboratory Work Order: 0607173
ESS Laboratory Sample ID: 0607173-05RE1
Sample Matrix: Soil

3050B/6000/7000 Total Metals

<u>Analyte</u>	<u>Results</u>	<u>Units</u>	<u>MRL</u>	<u>Method</u>	<u>DF</u>	<u>Analyst</u>	<u>Analyzed</u>	<u>I/V</u>	<u>F/V</u>
Silver	212	mg/kg dry	2.96	6010B	5	SVD	07/16/06	1.78	100

REVISED

AUG - 3 2006

ESS Laboratory

Division of Thielsch Engineering, Inc.

CERTIFICATE OF ANALYSIS

Client Name: MACTEC Engineering & Consulting, Inc.
Client Project ID: Providence Gorham Site
Client Sample ID: SS-SI60
Date Sampled: 07/14/06 11:00
Percent Solids: 92

ESS Laboratory Work Order: 0607173
ESS Laboratory Sample ID: 0607173-06
Sample Matrix: Soil

3050B/6000/7000 Total Metals

<u>Analyte</u>	<u>Results</u>	<u>Units</u>	<u>MRL</u>	<u>Method</u>	<u>DF</u>	<u>Analyst</u>	<u>Analyzed</u>	<u>I/V</u>	<u>F/V</u>
Antimony	ND	mg/kg dry	5.9	6010B	1	JP	07/14/06	1.85	100
Arsenic	5.6	mg/kg dry	1.5	7060A	5	JP	07/20/06	1.85	100
Barium	48.8	mg/kg dry	2.9	6010B	1	JP	07/14/06	1.85	100
Beryllium	0.16	mg/kg dry	0.06	6010B	1	JP	07/14/06	1.85	100
Cadmium	1.21	mg/kg dry	0.59	6010B	1	JP	07/14/06	1.85	100
Chromium	8.7	mg/kg dry	1.2	6010B	1	JP	07/14/06	1.85	100
Copper	386	mg/kg dry	1.2	6010B	1	JP	07/14/06	1.85	100
Lead	808	mg/kg dry	5.9	6010B	1	JP	07/14/06	1.85	100
Mercury	E 1.19	mg/kg dry	0.036	7471A	1	JP	07/15/06	0.6	40
Nickel	44.1	mg/kg dry	2.9	6010B	1	JP	07/14/06	1.85	100
Selenium	ND	mg/kg dry	5.9	6010B	1	JP	07/14/06	1.85	100
Silver	79.6	mg/kg dry	0.59	6010B	1	JP	07/14/06	1.85	100
Thallium	ND	mg/kg dry	1.5	7841	5	JP	07/19/06	1.85	100
Zinc	183	mg/kg dry	2.9	6010B	1	JP	07/14/06	1.85	100

REVISED

AUG - 7 2006

ESS Laboratory

Division of Thielsch Engineering, Inc.

CERTIFICATE OF ANALYSIS

Client Name: MACTEC Engineering & Consulting, Inc.
Client Project ID: Providence Gorham Site
Client Sample ID: SS-SI60
Date Sampled: 07/14/06 11:00
Percent Solids: 92

ESS Laboratory Work Order: 0607173
ESS Laboratory Sample ID: 0607173-06RE1
Sample Matrix: Soil

3050B/6000/7000 Total Metals

<u>Analyte</u>	<u>Results</u>	<u>Units</u>	<u>MRL</u>	<u>Method</u>	<u>DF</u>	<u>Analyst</u>	<u>Analyzed</u>	<u>I/V</u>	<u>F/V</u>
Mercury	1.08	mg/kg dry	0.181	7471A	5	JP	07/15/06	0.6	40

REVISED

AUG - 3 2006

ESS Laboratory

Division of Thielsch Engineering, Inc.

CERTIFICATE OF ANALYSIS

Client Name: MACTEC Engineering & Consulting, Inc.
Client Project ID: Providence Gorham Site
Client Sample ID: SS-SI61 S100
Date Sampled: 07/14/06 11:15
Percent Solids: 90

ESS Laboratory Work Order: 0607173
ESS Laboratory Sample ID: 0607173-07
Sample Matrix: Soil

3050B/6000/7000 Total Metals

<u>Analyte</u>		<u>Results</u>	<u>Units</u>	<u>MRL</u>	<u>Method</u>	<u>DF</u>	<u>Analyst</u>	<u>Analyzed</u>	<u>I/V</u>	<u>F/V</u>
Antimony		ND	mg/kg dry	6.4	6010B	1	JP	07/14/06	1.75	100
Arsenic		5.8	mg/kg dry	1.6	7060A	5	JP	07/20/06	1.75	100
Barium		59.3	mg/kg dry	3.2	6010B	1	JP	07/14/06	1.75	100
Beryllium		0.57	mg/kg dry	0.06	6010B	1	JP	07/14/06	1.75	100
Cadmium		2.44	mg/kg dry	0.64	6010B	1	JP	07/14/06	1.75	100
Chromium		73.3	mg/kg dry	1.3	6010B	1	JP	07/14/06	1.75	100
Copper		909	mg/kg dry	1.3	6010B	1	JP	07/14/06	1.75	100
Lead	E	1510	mg/kg dry	6.4	6010B	1	JP	07/14/06	1.75	100
Mercury		0.473	mg/kg dry	0.035	7471A	1	JP	07/15/06	0.64	40
Nickel		57.3	mg/kg dry	3.2	6010B	1	JP	07/14/06	1.75	100
Selenium		ND	mg/kg dry	6.4	6010B	1	JP	07/14/06	1.75	100
Silver	E	170	mg/kg dry	0.64	6010B	1	JP	07/14/06	1.75	100
Thallium		ND	mg/kg dry	1.6	7841	5	JP	07/19/06	1.75	100
Zinc		425	mg/kg dry	3.2	6010B	1	JP	07/14/06	1.75	100

REVISED

AUG - 0 2006

ESS Laboratory

Division of Thielsch Engineering, Inc.

CERTIFICATE OF ANALYSIS

Client Name: MACTEC Engineering & Consulting, Inc.
Client Project ID: Providence Gorham Site
Client Sample ID: SS-SI61 S100
Date Sampled: 07/14/06 11:15
Percent Solids: 90

ESS Laboratory Work Order: 0607173
ESS Laboratory Sample ID: 0607173-07RE1
Sample Matrix: Soil

3050B/6000/7000 Total Metals

<u>Analyte</u>	<u>Results</u>	<u>Units</u>	<u>MRL</u>	<u>Method</u>	<u>DF</u>	<u>Analyst</u>	<u>Analyzed</u>	<u>I/V</u>	<u>F/V</u>
Lead	1720	mg/kg dry	31.8	6010B	5	SVD	07/16/06	1.75	100
Silver	214	mg/kg dry	3.18	6010B	5	SVD	07/16/06	1.75	100

REVISED

07/16/06

ESS Laboratory

Division of Thielsch Engineering, Inc.

CERTIFICATE OF ANALYSIS

Client Name: MACTEC Engineering & Consulting, Inc.
Client Project ID: Providence Gorham Site
Client Sample ID: SS-SI61 S105
Date Sampled: 07/14/06 11:15
Percent Solids: 89

ESS Laboratory Work Order: 0607173
ESS Laboratory Sample ID: 0607173-08
Sample Matrix: Soil

3050B/6000/7000 Total Metals

<u>Analyte</u>	<u>Results</u>	<u>Units</u>	<u>MRL</u>	<u>Method</u>	<u>DF</u>	<u>Analyst</u>	<u>Analyzed</u>	<u>I/V</u>	<u>F/V</u>
Antimony	ND	mg/kg dry	6.4	6010B	1	JP	07/14/06	1.77	100
Arsenic	4.6	mg/kg dry	1.6	7060A	5	JP	07/20/06	1.77	100
Barium	66.4	mg/kg dry	3.2	6010B	1	JP	07/14/06	1.77	100
Beryllium	0.26	mg/kg dry	0.06	6010B	1	JP	07/14/06	1.77	100
Cadmium	ND	mg/kg dry	0.64	6010B	1	JP	07/14/06	1.77	100
Chromium	10.2	mg/kg dry	1.3	6010B	1	JP	07/14/06	1.77	100
Copper	359	mg/kg dry	1.3	6010B	1	JP	07/14/06	1.77	100
Lead	65.2	mg/kg dry	6.4	6010B	1	JP	07/14/06	1.77	100
Mercury	0.345	mg/kg dry	0.032	7471A	1	JP	07/15/06	0.7	40
Nickel	26.5	mg/kg dry	3.2	6010B	1	JP	07/14/06	1.77	100
Selenium	ND	mg/kg dry	6.4	6010B	1	JP	07/14/06	1.77	100
Silver	18.5	mg/kg dry	0.64	6010B	1	JP	07/14/06	1.77	100
Thallium	ND	mg/kg dry	1.6	7841	5	JP	07/19/06	1.77	100
Zinc	173	mg/kg dry	3.2	6010B	1	JP	07/14/06	1.77	100

ESS Laboratory

Division of Thielsch Engineering, Inc.

CERTIFICATE OF ANALYSIS

Client Name: MACTEC Engineering & Consulting, Inc.
Client Project ID: Providence Gorham Site
Client Sample ID: SS-SI62 S100
Date Sampled: 07/14/06 11:30
Percent Solids: 91

ESS Laboratory Work Order: 0607173
ESS Laboratory Sample ID: 0607173-09
Sample Matrix: Soil

3050B/6000/7000 Total Metals

<u>Analyte</u>		<u>Results</u>	<u>Units</u>	<u>MRL</u>	<u>Method</u>	<u>DF</u>	<u>Analyst</u>	<u>Analyzed</u>	<u>I/V</u>	<u>F/V</u>
Antimony		ND	mg/kg dry	5.9	6010B	1	JP	07/14/06	1.86	100
Arsenic		2.6	mg/kg dry	1.5	7060A	5	JP	07/20/06	1.86	100
Barium		20.2	mg/kg dry	3.0	6010B	1	JP	07/14/06	1.86	100
Beryllium		0.28	mg/kg dry	0.06	6010B	1	JP	07/14/06	1.86	100
Cadmium		1.37	mg/kg dry	0.59	6010B	1	JP	07/14/06	1.86	100
Chromium		44.2	mg/kg dry	1.2	6010B	1	JP	07/14/06	1.86	100
Copper	E	2330	mg/kg dry	1.2	6010B	1	JP	07/14/06	1.86	100
Lead		441	mg/kg dry	5.9	6010B	1	JP	07/14/06	1.86	100
Mercury		0.250	mg/kg dry	0.035	7471A	1	JP	07/15/06	0.62	40
Nickel		39.6	mg/kg dry	3.0	6010B	1	JP	07/14/06	1.86	100
Selenium		ND	mg/kg dry	5.9	6010B	1	JP	07/14/06	1.86	100
Silver	E	174	mg/kg dry	0.59	6010B	1	JP	07/14/06	1.86	100
Thallium		ND	mg/kg dry	1.5	7841	5	JP	07/19/06	1.86	100
Zinc		716	mg/kg dry	3.0	6010B	1	JP	07/14/06	1.86	100

REVISED

AUB -- 3 2006

ESS Laboratory

Division of Thielsch Engineering, Inc.

CERTIFICATE OF ANALYSIS

Client Name: MACTEC Engineering & Consulting, Inc.
Client Project ID: Providence Gorham Site
Client Sample ID: SS-SI62 S100
Date Sampled: 07/14/06 11:30
Percent Solids: 91

ESS Laboratory Work Order: 0607173
ESS Laboratory Sample ID: 0607173-09RE1
Sample Matrix: Soil

3050B/6000/7000 Total Metals

<u>Analyte</u>	<u>Results</u>	<u>Units</u>	<u>MRL</u>	<u>Method</u>	<u>DF</u>	<u>Analyst</u>	<u>Analyzed</u>	<u>I/V</u>	<u>F/V</u>
Copper	2570	mg/kg dry	11.8	6010B	10	SVD	07/16/06	1.86	100
Silver	223	mg/kg dry	5.91	6010B	10	SVD	07/16/06	1.86	100

REVISED

AUG - 3 2006

ESS Laboratory

Division of Thielsch Engineering, Inc.

CERTIFICATE OF ANALYSIS

Client Name: MACTEC Engineering & Consulting, Inc.
Client Project ID: Providence Gorham Site
Client Sample ID: SS-SI62 S105
Date Sampled: 07/14/06 11:30
Percent Solids: 85

ESS Laboratory Work Order: 0607173
ESS Laboratory Sample ID: 0607173-10
Sample Matrix: Soil

3050B/6000/7000 Total Metals

<u>Analyte</u>	<u>Results</u>	<u>Units</u>	<u>MRL</u>	<u>Method</u>	<u>DF</u>	<u>Analyst</u>	<u>Analyzed</u>	<u>I/V</u>	<u>F/V</u>
Antimony	ND	mg/kg dry	6.0	6010B	1	JP	07/14/06	1.97	100
Arsenic	1.5	mg/kg dry	1.5	7060A	5	JP	07/20/06	1.97	100
Barium	11.0	mg/kg dry	3.0	6010B	1	JP	07/14/06	1.97	100
Beryllium	0.07	mg/kg dry	0.06	6010B	1	JP	07/14/06	1.97	100
Cadmium	ND	mg/kg dry	0.60	6010B	1	JP	07/14/06	1.97	100
Chromium	8.4	mg/kg dry	1.2	6010B	1	JP	07/14/06	1.97	100
Copper	57.1	mg/kg dry	1.2	6010B	1	JP	07/14/06	1.97	100
Lead	17.6	mg/kg dry	6.0	6010B	1	JP	07/14/06	1.97	100
Mercury	0.060	mg/kg dry	0.039	7471A	1	JP	07/15/06	0.6	40
Nickel	4.0	mg/kg dry	3.0	6010B	1	JP	07/14/06	1.97	100
Selenium	ND	mg/kg dry	6.0	6010B	1	JP	07/14/06	1.97	100
Silver	2.02	mg/kg dry	0.60	6010B	1	JP	07/14/06	1.97	100
Thallium	ND	mg/kg dry	1.5	7841	5	JP	07/19/06	1.97	100
Zinc	89.4	mg/kg dry	3.0	6010B	1	JP	07/14/06	1.97	100

ESS Laboratory

Division of Thielsch Engineering, Inc.

CERTIFICATE OF ANALYSIS

Client Name: MACTEC Engineering & Consulting, Inc.
Client Project ID: Providence Gorham Site
Client Sample ID: SS-SI63 B1
Date Sampled: 07/14/06 11:45
Percent Solids: 84

ESS Laboratory Work Order: 0607173
ESS Laboratory Sample ID: 0607173-11
Sample Matrix: Soil

3050B/6000/7000 Total Metals

<u>Analyte</u>	<u>Results</u>	<u>Units</u>	<u>MRL</u>	<u>Method</u>	<u>DF</u>	<u>Analyst</u>	<u>Analyzed</u>	<u>I/V</u>	<u>F/V</u>
Antimony	ND	mg/kg dry	6.2	6010B	1	JP	07/14/06	1.93	100
Arsenic	2.3	mg/kg dry	1.5	7060A	5	JP	07/20/06	1.93	100
Barium	14.7	mg/kg dry	3.1	6010B	1	JP	07/14/06	1.93	100
Beryllium	0.09	mg/kg dry	0.06	6010B	1	JP	07/14/06	1.93	100
Cadmium	ND	mg/kg dry	0.62	6010B	1	JP	07/14/06	1.93	100
Chromium	5.6	mg/kg dry	1.2	6010B	1	JP	07/14/06	1.93	100
Copper	38.4	mg/kg dry	1.2	6010B	1	JP	07/14/06	1.93	100
Lead	15.2	mg/kg dry	6.2	6010B	1	JP	07/14/06	1.93	100
Mercury	ND	mg/kg dry	0.038	7471A	1	JP	07/15/06	0.63	40
Nickel	7.8	mg/kg dry	3.1	6010B	1	JP	07/14/06	1.93	100
Selenium	ND	mg/kg dry	6.2	6010B	1	JP	07/14/06	1.93	100
Silver	5.65	mg/kg dry	0.62	6010B	1	JP	07/14/06	1.93	100
Thallium	ND	mg/kg dry	1.5	7841	5	JP	07/19/06	1.93	100
Zinc	85.7	mg/kg dry	3.1	6010B	1	JP	07/14/06	1.93	100

ESS Laboratory

Division of Thielsch Engineering, Inc.

CERTIFICATE OF ANALYSIS

Client Name: MACTEC Engineering & Consulting, Inc.
Client Project ID: Providence Gorham Site
Client Sample ID: SS-SI52 S100
Date Sampled: 07/14/06 09:00
Percent Solids: 95

ESS Laboratory Work Order: 0607173
ESS Laboratory Sample ID: 0607173-12
Sample Matrix: Soil

3050B/6000/7000 Total Metals

<u>Analyte</u>		<u>Results</u>	<u>Units</u>	<u>MRL</u>	<u>Method</u>	<u>DF</u>	<u>Analyst</u>	<u>Analyzed</u>	<u>I/V</u>	<u>F/V</u>
Antimony		ND	mg/kg dry	5.8	6010B	1	JP	07/14/06	1.81	100
Arsenic		6.4	mg/kg dry	1.5	7060A	5	JP	07/20/06	1.81	100
Barium		53.0	mg/kg dry	2.9	6010B	1	JP	07/14/06	1.81	100
Beryllium		0.17	mg/kg dry	0.06	6010B	1	JP	07/14/06	1.81	100
Cadmium		1.68	mg/kg dry	0.58	6010B	1	JP	07/14/06	1.81	100
Chromium		12.6	mg/kg dry	1.2	6010B	1	JP	07/14/06	1.81	100
Copper	E	4160	mg/kg dry	1.2	6010B	1	JP	07/14/06	1.81	100
Lead		573	mg/kg dry	5.8	6010B	1	JP	07/14/06	1.81	100
Mercury		0.418	mg/kg dry	0.030	7471A	1	JP	07/15/06	0.69	40
Nickel		357	mg/kg dry	2.9	6010B	1	JP	07/14/06	1.81	100
Selenium		ND	mg/kg dry	5.8	6010B	1	JP	07/14/06	1.81	100
Silver		38.8	mg/kg dry	0.58	6010B	1	JP	07/14/06	1.81	100
Thallium		ND	mg/kg dry	1.5	7841	5	JP	07/19/06	1.81	100
Zinc		982	mg/kg dry	2.9	6010B	1	JP	07/14/06	1.81	100

REVISED

AUG - 3 2006

ESS Laboratory

Division of Thielsch Engineering, Inc.

CERTIFICATE OF ANALYSIS

Client Name: MACTEC Engineering & Consulting, Inc.
Client Project ID: Providence Gorham Site
Client Sample ID: SS-SI52 S100
Date Sampled: 07/14/06 09:00
Percent Solids: 95

ESS Laboratory Work Order: 0607173
ESS Laboratory Sample ID: 0607173-12RE1
Sample Matrix: Soil

3050B/6000/7000 Total Metals

<u>Analyte</u>	<u>Results</u>	<u>Units</u>	<u>MRL</u>	<u>Method</u>	<u>DF</u>	<u>Analyst</u>	<u>Analyzed</u>	<u>I/V</u>	<u>F/V</u>
Copper	4680	mg/kg dry	11.6	6010B	10	SVD	07/16/06	1.81	100

REVISED

AUG - 2006

ESS Laboratory

Division of Thielsch Engineering, Inc.

CERTIFICATE OF ANALYSIS

Client Name: MACTEC Engineering & Consulting, Inc.
Client Project ID: Providence Gorham Site
Client Sample ID: SS-SI52 105
Date Sampled: 07/14/06 09:00
Percent Solids: 92

ESS Laboratory Work Order: 0607173
ESS Laboratory Sample ID: 0607173-13
Sample Matrix: Soil

3050B/6000/7000 Total Metals

<u>Analyte</u>	<u>Results</u>	<u>Units</u>	<u>MRL</u>	<u>Method</u>	<u>DF</u>	<u>Analyst</u>	<u>Analyzed</u>	<u>I/V</u>	<u>F/V</u>
Antimony	ND	mg/kg dry	6.1	6010B	1	JP	07/14/06	1.79	100
Arsenic	4.4	mg/kg dry	1.5	7060A	5	JP	07/20/06	1.79	100
Barium	43.6	mg/kg dry	3.0	6010B	1	JP	07/14/06	1.79	100
Beryllium	0.17	mg/kg dry	0.06	6010B	1	JP	07/14/06	1.79	100
Cadmium	1.63	mg/kg dry	0.61	6010B	1	JP	07/14/06	1.79	100
Chromium	7.2	mg/kg dry	1.2	6010B	1	JP	07/14/06	1.79	100
Copper	636	mg/kg dry	1.2	6010B	1	JP	07/14/06	1.79	100
Lead	436	mg/kg dry	6.1	6010B	1	JP	07/14/06	1.79	100
Mercury	0.489	mg/kg dry	0.036	7471A	1	JP	07/15/06	0.6	40
Nickel	27.6	mg/kg dry	3.0	6010B	1	JP	07/14/06	1.79	100
Selenium	ND	mg/kg dry	6.1	6010B	1	JP	07/14/06	1.79	100
Silver	38.7	mg/kg dry	0.61	6010B	1	JP	07/14/06	1.79	100
Thallium	ND	mg/kg dry	1.5	7841	5	JP	07/19/06	1.79	100
Zinc	387	mg/kg dry	3.0	6010B	1	JP	07/14/06	1.79	100

ESS Laboratory

Division of Thielsch Engineering, Inc.

CERTIFICATE OF ANALYSIS

Client Name: MACTEC Engineering & Consulting, Inc.
Client Project ID: Providence Gorham Site
Client Sample ID: SS-S153 100
Date Sampled: 07/14/06 09:15
Percent Solids: 93

ESS Laboratory Work Order: 0607173
ESS Laboratory Sample ID: 0607173-14
Sample Matrix: Soil

3050B/6000/7000 Total Metals

<u>Analyte</u>	<u>Results</u>	<u>Units</u>	<u>MRL</u>	<u>Method</u>	<u>DF</u>	<u>Analyst</u>	<u>Analyzed</u>	<u>I/V</u>	<u>F/V</u>
Antimony	ND	mg/kg dry	6.0	6010B	1	JP	07/14/06	1.79	100
Arsenic	5.6	mg/kg dry	1.5	7060A	5	JP	07/20/06	1.79	100
Barium	42.2	mg/kg dry	3.0	6010B	1	JP	07/14/06	1.79	100
Beryllium	0.20	mg/kg dry	0.06	6010B	1	JP	07/14/06	1.79	100
Cadmium	1.15	mg/kg dry	0.60	6010B	1	JP	07/14/06	1.79	100
Chromium	8.6	mg/kg dry	1.2	6010B	1	JP	07/14/06	1.79	100
Copper	219	mg/kg dry	1.2	6010B	1	JP	07/14/06	1.79	100
Lead	399	mg/kg dry	6.0	6010B	1	JP	07/14/06	1.79	100
Mercury	0.453	mg/kg dry	0.030	7471A	1	JP	07/15/06	0.71	40
Nickel	32.2	mg/kg dry	3.0	6010B	1	JP	07/14/06	1.79	100
Selenium	ND	mg/kg dry	6.0	6010B	1	JP	07/14/06	1.79	100
Silver	32.8	mg/kg dry	0.60	6010B	1	JP	07/14/06	1.79	100
Thallium	ND	mg/kg dry	1.5	7841	5	JP	07/19/06	1.79	100
Zinc	208	mg/kg dry	3.0	6010B	1	JP	07/14/06	1.79	100

ESS Laboratory

Division of Thielsch Engineering, Inc.

CERTIFICATE OF ANALYSIS

Client Name: MACTEC Engineering & Consulting, Inc.
Client Project ID: Providence Gorham Site
Client Sample ID: SS-SI53 105
Date Sampled: 07/14/06 09:15
Percent Solids: 92

ESS Laboratory Work Order: 0607173
ESS Laboratory Sample ID: 0607173-15
Sample Matrix: Soil

3050B/6000/7000 Total Metals

<u>Analyte</u>	<u>Results</u>	<u>Units</u>	<u>MRL</u>	<u>Method</u>	<u>DF</u>	<u>Analyst</u>	<u>Analyzed</u>	<u>I/V</u>	<u>F/V</u>
Antimony	ND	mg/kg dry	6.2	6010B	1	JP	07/14/06	1.76	100
Arsenic	1.8	mg/kg dry	1.5	7060A	5	JP	07/20/06	1.76	100
Barium	27.9	mg/kg dry	3.1	6010B	1	JP	07/14/06	1.76	100
Beryllium	0.09	mg/kg dry	0.06	6010B	1	JP	07/14/06	1.76	100
Cadmium	ND	mg/kg dry	0.62	6010B	1	JP	07/14/06	1.76	100
Chromium	4.2	mg/kg dry	1.2	6010B	1	JP	07/14/06	1.76	100
Copper	251	mg/kg dry	1.2	6010B	1	JP	07/14/06	1.76	100
Lead	85.7	mg/kg dry	6.2	6010B	1	JP	07/14/06	1.76	100
Mercury	0.101	mg/kg dry	0.035	7471A	1	JP	07/15/06	0.62	40
Nickel	19.7	mg/kg dry	3.1	6010B	1	JP	07/14/06	1.76	100
Selenium	ND	mg/kg dry	6.2	6010B	1	JP	07/14/06	1.76	100
Silver	5.31	mg/kg dry	0.62	6010B	1	JP	07/14/06	1.76	100
Thallium	ND	mg/kg dry	1.5	7841	5	JP	07/19/06	1.76	100
Zinc	178	mg/kg dry	3.1	6010B	1	JP	07/14/06	1.76	100

ESS Laboratory

Division of Thielsch Engineering, Inc.

CERTIFICATE OF ANALYSIS

Client Name: MACTEC Engineering & Consulting, Inc.
Client Project ID: Providence Gorham Site
Client Sample ID: SS-SI54 S100
Date Sampled: 07/14/06 09:30
Percent Solids: 90

ESS Laboratory Work Order: 0607173
ESS Laboratory Sample ID: 0607173-16
Sample Matrix: Soil

3050B/6000/7000 Total Metals

<u>Analyte</u>	<u>Results</u>	<u>Units</u>	<u>MRL</u>	<u>Method</u>	<u>DF</u>	<u>Analyst</u>	<u>Analyzed</u>	<u>I/V</u>	<u>F/V</u>
Antimony	ND	mg/kg dry	6.2	6010B	1	JP	07/14/06	1.78	100
Arsenic	2.9	mg/kg dry	1.6	7060A	5	JP	07/20/06	1.78	100
Barium	26.0	mg/kg dry	3.1	6010B	1	JP	07/14/06	1.78	100
Beryllium	0.10	mg/kg dry	0.06	6010B	1	JP	07/14/06	1.78	100
Cadmium	ND	mg/kg dry	0.62	6010B	1	JP	07/14/06	1.78	100
Chromium	8.6	mg/kg dry	1.2	6010B	1	JP	07/14/06	1.78	100
Copper	805	mg/kg dry	1.2	6010B	1	JP	07/14/06	1.78	100
Lead	160	mg/kg dry	6.2	6010B	1	JP	07/14/06	1.78	100
Mercury	0.159	mg/kg dry	0.035	7471A	1	JP	07/15/06	0.63	40
Nickel	12.7	mg/kg dry	3.1	6010B	1	JP	07/14/06	1.78	100
Selenium	ND	mg/kg dry	6.2	6010B	1	JP	07/14/06	1.78	100
Silver	17.7	mg/kg dry	0.62	6010B	1	JP	07/14/06	1.78	100
Thallium	ND	mg/kg dry	1.6	7841	5	JP	07/19/06	1.78	100
Zinc	389	mg/kg dry	3.1	6010B	1	JP	07/14/06	1.78	100

ESS Laboratory

Division of Thielsch Engineering, Inc.

CERTIFICATE OF ANALYSIS

Client Name: MACTEC Engineering & Consulting, Inc.
Client Project ID: Providence Gorham Site
Client Sample ID: SS-SI54 S105
Date Sampled: 07/14/06 09:30
Percent Solids: 81

ESS Laboratory Work Order: 0607173
ESS Laboratory Sample ID: 0607173-17
Sample Matrix: Soil

3050B/6000/7000 Total Metals

<u>Analyte</u>	<u>Results</u>	<u>Units</u>	<u>MRL</u>	<u>Method</u>	<u>DF</u>	<u>Analyst</u>	<u>Analyzed</u>	<u>I/V</u>	<u>F/V</u>
Antimony	ND	mg/kg dry	6.9	6010B	1	JP	07/14/06	1.78	100
Arsenic	13.3	mg/kg dry	1.7	7060A	5	JP	07/20/06	1.78	100
Barium	130	mg/kg dry	3.5	6010B	1	JP	07/14/06	1.78	100
Beryllium	0.36	mg/kg dry	0.07	6010B	1	JP	07/14/06	1.78	100
Cadmium	2.11	mg/kg dry	0.69	6010B	1	JP	07/14/06	1.78	100
Chromium	6.7	mg/kg dry	1.4	6010B	1	JP	07/14/06	1.78	100
Copper	367	mg/kg dry	1.4	6010B	1	JP	07/14/06	1.78	100
Lead	372	mg/kg dry	6.9	6010B	1	JP	07/14/06	1.78	100
Mercury	0.428	mg/kg dry	0.040	7471A	1	JP	07/15/06	0.61	40
Nickel	103	mg/kg dry	3.5	6010B	1	JP	07/14/06	1.78	100
Selenium	ND	mg/kg dry	6.9	6010B	1	JP	07/14/06	1.78	100
Silver	37.9	mg/kg dry	0.69	6010B	1	JP	07/14/06	1.78	100
Thallium	ND	mg/kg dry	1.7	7841	5	JP	07/19/06	1.78	100
Zinc	476	mg/kg dry	3.5	6010B	1	JP	07/14/06	1.78	100

ESS Laboratory

Division of Thielsch Engineering, Inc.

CERTIFICATE OF ANALYSIS

Client Name: MACTEC Engineering & Consulting, Inc.
Client Project ID: Providence Gorham Site
Client Sample ID: SS-SIS5 B1
Date Sampled: 07/14/06 09:45
Percent Solids: 97

ESS Laboratory Work Order: 0607173
ESS Laboratory Sample ID: 0607173-18
Sample Matrix: Soil

3050B/6000/7000 Total Metals

<u>Analyte</u>	<u>Results</u>	<u>Units</u>	<u>MRL</u>	<u>Method</u>	<u>DF</u>	<u>Analyst</u>	<u>Analyzed</u>	<u>I/V</u>	<u>F/V</u>
Antimony	ND	mg/kg dry	5.9	6010B	1	JP	07/14/06	1.76	100
Arsenic	3.8	mg/kg dry	1.5	7060A	5	JP	07/20/06	1.76	100
Barium	18.2	mg/kg dry	2.9	6010B	1	JP	07/14/06	1.76	100
Beryllium	0.15	mg/kg dry	0.06	6010B	1	JP	07/14/06	1.76	100
Cadmium	1.38	mg/kg dry	0.59	6010B	1	JP	07/14/06	1.76	100
Chromium	5.4	mg/kg dry	1.2	6010B	1	JP	07/14/06	1.76	100
Copper	729	mg/kg dry	1.2	6010B	1	JP	07/14/06	1.76	100
Lead	393	mg/kg dry	5.9	6010B	1	JP	07/14/06	1.76	100
Mercury	0.121	mg/kg dry	0.034	7471A	1	JP	07/15/06	0.6	40
Nickel	47.1	mg/kg dry	2.9	6010B	1	JP	07/14/06	1.76	100
Selenium	ND	mg/kg dry	5.9	6010B	1	JP	07/14/06	1.76	100
Silver	51.3	mg/kg dry	0.59	6010B	1	JP	07/14/06	1.76	100
Thallium	ND	mg/kg dry	1.5	7841	5	JP	07/19/06	1.76	100
Zinc	394	mg/kg dry	2.9	6010B	1	JP	07/14/06	1.76	100

Metals Quality Control Data

ESS Laboratory

Division of Thielsch Engineering, Inc.

CERTIFICATE OF ANALYSIS

Client Name: MACTEC Engineering & Consulting, Inc.
Client Project ID: Providence Gorham Site

ESS Laboratory Work Order: 0607173

Quality Control Data

Analyte	Result	MRL	Units	Spike Level	Source Result	%REC	%REC Limits	RPD	RPD Limit	Qualifier
---------	--------	-----	-------	-------------	---------------	------	-------------	-----	-----------	-----------

3050B/6000/7000 Total Metals

Batch BG61408 - 3050B

Blank

Antimony	ND	6.7	mg/kg wet							
Arsenic	ND	0.3	mg/kg wet							
Barium	ND	3.3	mg/kg wet							
Beryllium	ND	0.07	mg/kg wet							
Cadmium	ND	0.67	mg/kg wet							
Chromium	ND	1.3	mg/kg wet							
Copper	ND	1.3	mg/kg wet							
Lead	ND	6.7	mg/kg wet							
Nickel	ND	3.3	mg/kg wet							
Selenium	ND	6.7	mg/kg wet							
Silver	ND	0.67	mg/kg wet							
Thallium	ND	0.3	mg/kg wet							
Zinc	ND	3.3	mg/kg wet							

LCS

Antimony	29.3	6.7	mg/kg wet	33.3		88	80-120			
Arsenic	32.7	6.7	mg/kg wet	33.3		98	80-120			
Barium	30.4	3.3	mg/kg wet	33.3		91	80-120			
Beryllium	3.01	0.07	mg/kg wet	3.33		90	80-120			
Cadmium	15.1	0.67	mg/kg wet	16.7		90	80-120			
Chromium	30.8	1.3	mg/kg wet	33.3		92	80-120			
Copper	30.6	1.3	mg/kg wet	33.3		92	80-120			
Lead	30.7	6.7	mg/kg wet	33.3		92	80-120			
Nickel	29.0	3.3	mg/kg wet	33.3		87	80-120			
Selenium	55.8	6.7	mg/kg wet	66.7		84	80-120			
Silver	15.1	0.67	mg/kg wet	16.7		90	80-120			
Thallium	32.1	6.7	mg/kg wet	33.3		96	80-120			
Zinc	29.7	3.3	mg/kg wet	33.3		89	80-120			

LCS Dup

Antimony	29.2	6.7	mg/kg wet	33.3		88	80-120	0.3	20	
Arsenic	33.2	6.7	mg/kg wet	33.3		100	80-120	2	20	
Barium	30.2	3.3	mg/kg wet	33.3		91	80-120	0.7	20	
Beryllium	2.98	0.07	mg/kg wet	3.33		89	80-120	1	20	
Cadmium	15.0	0.67	mg/kg wet	16.7		90	80-120	0.7	20	
Chromium	30.6	1.3	mg/kg wet	33.3		92	80-120	0.7	20	
Copper	29.9	1.3	mg/kg wet	33.3		90	80-120	2	20	
Lead	30.4	6.7	mg/kg wet	33.3		91	80-120	1	20	
Nickel	27.9	3.3	mg/kg wet	33.3		84	80-120	4	20	
Selenium	54.0	6.7	mg/kg wet	66.7		81	80-120	3	20	
Silver	15.0	0.67	mg/kg wet	16.7		90	80-120	0.7	20	
Thallium	32.8	6.7	mg/kg wet	33.3		98	80-120	2	20	
Zinc	29.4	3.3	mg/kg wet	33.3		88	80-120	1	20	

Duplicate Source: 0607173-10

Antimony	0.365	6.4	mg/kg dry		ND					35
Arsenic	0.3	0.3	mg/kg dry		0.3			0		35
Barium	12.7	3.2	mg/kg dry		11.0			14		35

ESS Laboratory

Division of Thielsch Engineering, Inc.

CERTIFICATE OF ANALYSIS

Client Name: MACTEC Engineering & Consulting, Inc.

Client Project ID: Providence Gorham Site

ESS Laboratory Work Order: 0607173

Quality Control Data

Analyte	Result	MRL	Units	Spike Level	Source Result	%REC	%REC Limits	RPD	RPD Limit	Qualifier
3050B/6000/7000 Total Metals										
Batch BG61408 - 3050B										
Beryllium	0.066	0.06	mg/kg dry		0.07			6	35	
Cadmium	0.150	0.64	mg/kg dry		0.13			14	35	
Chromium	8.74	1.3	mg/kg dry		8.4			4	35	
Copper	67.9	1.3	mg/kg dry		57.1			17	35	
Lead	22.6	6.4	mg/kg dry		17.6			25	35	
Nickel	4.31	3.2	mg/kg dry		4.0			7	35	
Selenium	ND	6.4	mg/kg dry		ND				35	
Silver	12.5	0.64	mg/kg dry		2.02			144	35	+
Thallium	ND	0.3	mg/kg dry		ND				35	
Zinc	102	3.2	mg/kg dry		89.4			13	35	
Duplicate Source: 0607173-18										
Antimony	0.728	5.8	mg/kg dry		0.4			58	35	
Arsenic	0.7	0.3	mg/kg dry		0.8			13	35	
Barium	21.7	2.9	mg/kg dry		18.2			18	35	
Beryllium	0.129	0.06	mg/kg dry		0.15			15	35	
Cadmium	1.12	0.58	mg/kg dry		1.38			21	35	
Chromium	5.01	1.2	mg/kg dry		5.4			7	35	
Copper	563	1.2	mg/kg dry		729			26	35	
Lead	705	5.8	mg/kg dry		393			57	35	+
Nickel	30.8	2.9	mg/kg dry		47.1			42	35	+
Selenium	ND	5.8	mg/kg dry		ND				35	
Silver	93.3	0.58	mg/kg dry		51.3			58	35	+
Thallium	ND	0.3	mg/kg dry		ND				35	
Zinc	217	2.9	mg/kg dry		394			58	35	+
Matrix Spike Source: 0607173-10										
Antimony	23.5	6.6	mg/kg dry	32.9	ND	71	75-125			+
Arsenic	30.8	6.6	mg/kg dry	32.9	0.3	93	75-125			
Barium	39.2	3.3	mg/kg dry	32.9	11.0	86	75-125			
Beryllium	2.79	0.07	mg/kg dry	3.29	0.07	83	75-125			
Cadmium	13.7	0.66	mg/kg dry	16.4	0.13	83	75-125			
Chromium	35.1	1.3	mg/kg dry	32.9	8.4	81	75-125			
Copper	89.2	1.3	mg/kg dry	32.9	57.1	98	75-125			
Lead	46.2	6.6	mg/kg dry	32.9	17.6	87	75-125			
Nickel	29.9	3.3	mg/kg dry	32.9	4.0	79	75-125			
Selenium	49.2	6.6	mg/kg dry	65.7	ND	75	75-125			
Silver	15.7	0.66	mg/kg dry	16.4	2.02	83	75-125			
Thallium	30.5	6.6	mg/kg dry	32.9	ND	93	75-125			
Zinc	117	3.3	mg/kg dry	32.9	89.4	84	75-125			
Matrix Spike Source: 0607173-18										
Antimony	18.4	5.8	mg/kg dry	28.8	0.4	62	75-125			+
Arsenic	28.6	5.8	mg/kg dry	28.8	0.8	97	75-125			
Barium	37.2	2.9	mg/kg dry	28.8	18.2	66	75-125			+
Beryllium	2.41	0.06	mg/kg dry	2.88	0.15	78	75-125			
Cadmium	12.8	0.58	mg/kg dry	14.4	1.38	79	75-125			
Chromium	28.1	1.1	mg/kg dry	28.8	5.4	79	75-125			
Copper	166	1.1	mg/kg dry	28.8	729	NR	75-125			+

ESS Laboratory

Division of Thielsch Engineering, Inc.

CERTIFICATE OF ANALYSIS

Client Name: MACTEC Engineering & Consulting, Inc.

Client Project ID: Providence Gorham Site

ESS Laboratory Work Order: 0607173

Quality Control Data

Analyte	Result	MRL	Units	Spike Level	Source Result	%REC	%REC Limits	RPD	RPD Limit	Qualifier
---------	--------	-----	-------	-------------	---------------	------	-------------	-----	-----------	-----------

3050B/6000/7000 Total Metals

Batch BG61408 - 3050B

Lead	428	5.8	mg/kg dry	28.8	393	122	75-125			
Nickel	37.3	2.9	mg/kg dry	28.8	47.1	NR	75-125			+
Selenium	43.3	5.8	mg/kg dry	57.6	ND	75	75-125			
Silver	61.9	0.58	mg/kg dry	14.4	51.3	74	75-125			+
Thallium	25.6	5.8	mg/kg dry	28.8	ND	89	75-125			
Zinc	123	2.9	mg/kg dry	28.8	394	NR	75-125			+

Reference

Antimony	53.1	10.0	mg/kg wet	77.5		69	0-223.23			
Arsenic	82.0	25.0	mg/kg wet	80.9		101	79.73-120.27			
Barium	130	5.0	mg/kg wet	156		83	82.05-117.95			
Beryllium	126	0.10	mg/kg wet	143		88	81.82-118.18			
Cadmium	193	1.00	mg/kg wet	233		83	80.69-118.88			
Chromium	49.6	2.0	mg/kg wet	60.8		82	78.45-121.38			
Copper	114	2.0	mg/kg wet	131		87	82.44-117.56			
Lead	67.7	10.0	mg/kg wet	76.8		88	80.6-119.53			
Nickel	41.2	5.0	mg/kg wet	49.6		83	81.45-118.55			
Selenium	69.6	10.0	mg/kg wet	82.9		84	75.51-124.25			
Silver	72.1	1.00	mg/kg wet	80.0		90	61.25-138.75			
Thallium	164	25.0	mg/kg wet	158		104	75.32-124.68			
Zinc	92.1	5.0	mg/kg wet	116		79	78.02-121.55			

Batch BG61410 - 7471A

Blank

Mercury	ND	0.033	mg/kg wet							
---------	----	-------	-----------	--	--	--	--	--	--	--

LCS

Mercury	0.196	0.033	mg/kg wet	0.200		98	80-120			
---------	-------	-------	-----------	-------	--	----	--------	--	--	--

LCS Dup

Mercury	0.203	0.033	mg/kg wet	0.200		102	80-120	4	20	
---------	-------	-------	-----------	-------	--	-----	--------	---	----	--

Duplicate Source: 0607173-10

Mercury	0.0562	0.038	mg/kg dry		0.060			7	35	
---------	--------	-------	-----------	--	-------	--	--	---	----	--

Duplicate Source: 0607173-18

Mercury	0.194	0.033	mg/kg dry		0.121			46	35	+
---------	-------	-------	-----------	--	-------	--	--	----	----	---

Matrix Spike Source: 0607173-10

Mercury	0.271	0.037	mg/kg dry	0.221	0.060	95	75-125			
---------	-------	-------	-----------	-------	-------	----	--------	--	--	--

Matrix Spike Source: 0607173-18

Mercury	0.317	0.033	mg/kg dry	0.196	0.121	100	75-125			
---------	-------	-------	-----------	-------	-------	-----	--------	--	--	--

Matrix Spike Dup Source: 0607173-10

Mercury	0.328	0.038	mg/kg dry	0.228	0.060	118	75-125	19	35	
---------	-------	-------	-----------	-------	-------	-----	--------	----	----	--

Matrix Spike Dup Source: 0607173-18

Mercury	0.291	0.031	mg/kg dry	0.187	0.121	91	75-125	9	35	
---------	-------	-------	-----------	-------	-------	----	--------	---	----	--

8100M Total Petroleum Hydrocarbons

Batch BG61427 - 3541

Blank

Total Petroleum Hydrocarbons	ND	37.5	mg/kg wet							
------------------------------	----	------	-----------	--	--	--	--	--	--	--

Metals Calibration Data

ANALYSIS SEQUENCE

BPG0345

Instrument: ICP2

Calibration ID: UNASSIGNED

Lab Number	Analysis	Container	Order	Position	STD ID	ISTD ID	Client
0607164-24RE1	As: ppm Arsenic 7060	A	1				MACTEC Engineering & Consulting, Inc
0607164-20RE1	As: ppm Arsenic 7060	A	2				MACTEC Engineering & Consulting, Inc
BPG0345-CAL1	QC		3		6G18061		
BPG0345-CAL2	QC		4		6G19010		
BPG0345-CAL3	QC		5		6G19011		
BPG0345-CAL4	QC		6		6G19012		
BPG0345-CAL5	QC		7		6G19013		
BPG0345-ICV1	QC		8		6G19012		
BPG0345-SCV1	QC		9		6G19014		
BPG0345-ICB1	QC		10				
BG61341-DUP7	QC		11				
BG61341-MS7	QC		12				
BG61341-PS7	QC		13				
BPG0345-CCB1	QC		14				
BPG0345-CCV1	QC		15		6G19012		
BG61341-PS5	QC		16				
BG61341-MS5	QC		17				
BG61341-DUP5	QC		18				
0607164-20	Tl: ppm Thallium 7841	A	19				MACTEC Engineering & Consulting, Inc
0607164-21	Tl: ppm Thallium 7841	A	20				MACTEC Engineering & Consulting, Inc
0607164-22	Tl: ppm Thallium 7841	A	21				MACTEC Engineering & Consulting, Inc
0607164-23	Tl: ppm Thallium 7841	A	22				MACTEC Engineering & Consulting, Inc
0607164-24	Tl: ppm Thallium 7841	A	23				MACTEC Engineering & Consulting, Inc
BPG0345-SRD1	QC		24				
BPG0345-SRD2	QC		25				
BPG0345-CCB2	QC		26				
BPG0345-CCV2	QC		27		6G19012		
BG61408-BLK2	QC		28				
BG61408-BS2	QC		29				
BG61408-BSD2	QC		30				
BG61408-SRM2	QC		31				
BG61408-DUP3	QC		32				
BG61408-MS3	QC		33				

Samples Loaded By

Date

Data Processed By

Date

ANALYSIS SEQUENCE

BPG0345

Instrument: ICP2

Calibration ID: UNASSIGNED

Lab Number	Analysis	Container	Order	Position	STD ID	ISTD ID	Client
BG61408-PS3	QC		34				
BG61408-DUP4	QC		35				
BG61408-MS4	QC		36				
BG61408-PS4	QC		37				
BPG0345-CCB3	QC		38				
BPG0345-CCV3	QC		39		6G19012		
0607173-01	As: ppm Arsenic 7060	A	40				MACTEC Engineering & Consulting, Inc
0607173-02	As: ppm Arsenic 7060	A	41				MACTEC Engineering & Consulting, Inc
0607173-03	As: ppm Arsenic 7060	A	42				MACTEC Engineering & Consulting, Inc
0607173-04	As: ppm Arsenic 7060	A	43				MACTEC Engineering & Consulting, Inc
0607173-05	As: ppm Arsenic 7060	A	44				MACTEC Engineering & Consulting, Inc
0607173-06	As: ppm Arsenic 7060	A	45				MACTEC Engineering & Consulting, Inc
0607173-07	As: ppm Arsenic 7060	A	46				MACTEC Engineering & Consulting, Inc
0607173-08	As: ppm Arsenic 7060	A	47				MACTEC Engineering & Consulting, Inc
0607173-09	As: ppm Arsenic 7060	A	48				MACTEC Engineering & Consulting, Inc
0607173-10	As: ppm Arsenic 7060	A	49				MACTEC Engineering & Consulting, Inc
BPG0345-CCB4	QC		50				
BPG0345-CCV4	QC		51		6G19012		
0607173-11	As: ppm Arsenic 7060	A	52				MACTEC Engineering & Consulting, Inc
0607173-12	As: ppm Arsenic 7060	A	53				MACTEC Engineering & Consulting, Inc
0607173-13	As: ppm Arsenic 7060	A	54				MACTEC Engineering & Consulting, Inc
0607173-14	As: ppm Arsenic 7060	A	55				MACTEC Engineering & Consulting, Inc
0607173-15	As: ppm Arsenic 7060	A	56				MACTEC Engineering & Consulting, Inc
0607173-16	As: ppm Arsenic 7060	A	57				MACTEC Engineering & Consulting, Inc
0607173-17	As: ppm Arsenic 7060	A	58				MACTEC Engineering & Consulting, Inc
0607173-18	As: ppm Arsenic 7060	A	59				MACTEC Engineering & Consulting, Inc
0607173-01	Tl: ppm Thallium 7841	A	60				MACTEC Engineering & Consulting, Inc
0607173-02	Tl: ppm Thallium 7841	A	61				MACTEC Engineering & Consulting, Inc
BPG0345-CCB5	QC		62				
BPG0345-CCV5	QC		63		6G19012		
0607173-03	Tl: ppm Thallium 7841	A	64				MACTEC Engineering & Consulting, Inc
0607173-04	Tl: ppm Thallium 7841	A	65				MACTEC Engineering & Consulting, Inc
0607173-05	Tl: ppm Thallium 7841	A	66				MACTEC Engineering & Consulting, Inc

Samples Loaded By

Date

Data Processed By

Date

ANALYSIS SEQUENCE

BPG0345

Instrument: ICP2

Calibration ID: UNASSIGNED

Lab Number	Analysis	Container	Order	Position	STD ID	ISTD ID	Client
0607173-06	Tl: ppm Thallium 7841	A	67				MACTEC Engineering & Consulting, Inc
0607173-07	Tl: ppm Thallium 7841	A	68				MACTEC Engineering & Consulting, Inc
0607173-08	Tl: ppm Thallium 7841	A	69				MACTEC Engineering & Consulting, Inc
0607173-09	Tl: ppm Thallium 7841	A	70				MACTEC Engineering & Consulting, Inc
0607173-10	Tl: ppm Thallium 7841	A	71				MACTEC Engineering & Consulting, Inc
0607173-11	Tl: ppm Thallium 7841	A	72				MACTEC Engineering & Consulting, Inc
0607173-12	Tl: ppm Thallium 7841	A	73				MACTEC Engineering & Consulting, Inc
0607173-13	Tl: ppm Thallium 7841	A	74				MACTEC Engineering & Consulting, Inc
0607173-14	Tl: ppm Thallium 7841	A	75				MACTEC Engineering & Consulting, Inc
0607173-15	Tl: ppm Thallium 7841	A	76				MACTEC Engineering & Consulting, Inc
0607173-16	Tl: ppm Thallium 7841	A	77				MACTEC Engineering & Consulting, Inc
0607173-17	Tl: ppm Thallium 7841	A	78				MACTEC Engineering & Consulting, Inc
0607173-18	Tl: ppm Thallium 7841	A	79				MACTEC Engineering & Consulting, Inc
BPG0345-SRD3	QC		80				
BPG0345-SRD4	QC		81				

Samples Loaded By _____ Date _____

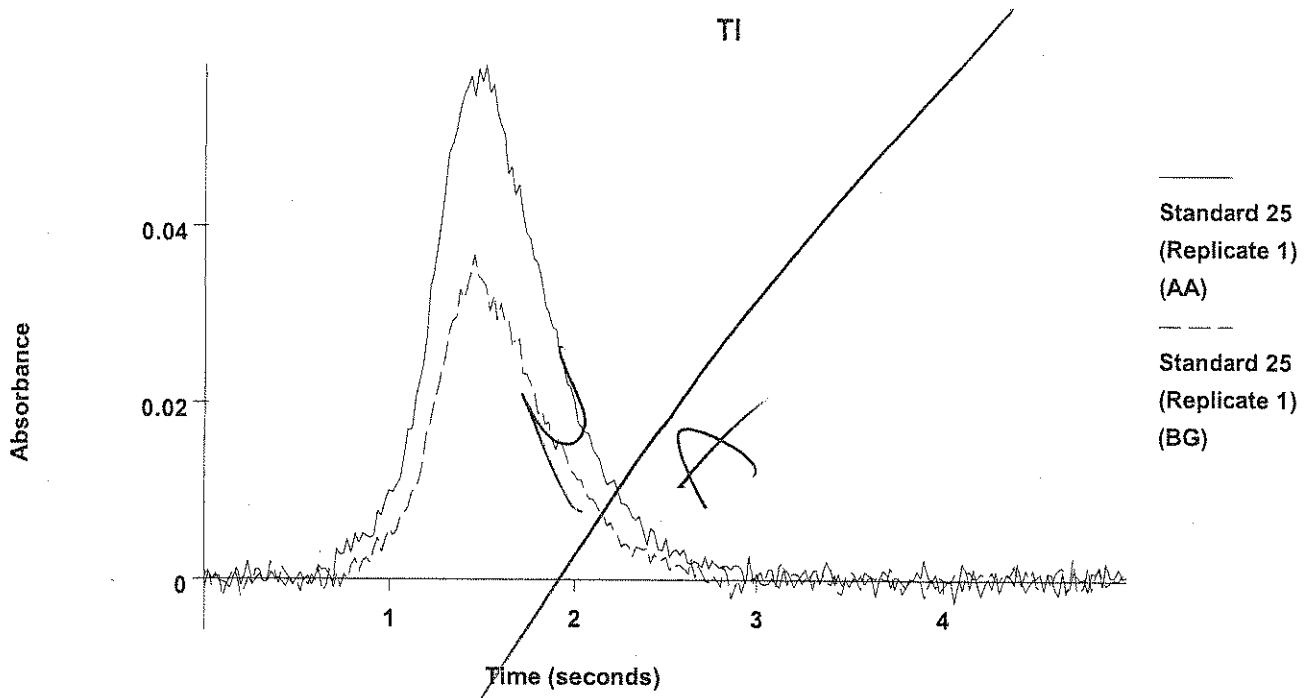
Data Processed By _____ Date _____

Autosampler Loading List

Sample Information File: 071906YA.SIF
 Methods: Tl 2 Pb 2 Sb 5 As 5

Location	Elements	Solution
1	Tl	Sample: 0607164-20 x5
2	Tl	Sample: BG61341-dup1
3	Tl	Sample: BG61341-ms1 x20
4	Tl	Sample: BG61341-sd1 x25
5	Tl	Sample: 0607164-21 x5
6	Tl	Sample: 0607164-22 x5
7	Tl	Sample: 0607164-23 x5
8	Tl	Sample: 0607164-24 x5
9	Tl	Sample: BG61341-dup2 x5
10	Tl	Sample: BG61341-ms2 x20
11	Tl	Sample: BG61341-sd2 x25
12	Tl, Pb, Sb, As	Sample: BG61504-blk1
13	Tl, Pb, Sb, As	Sample: BG61504-bs2
14	Tl, Pb, Sb, As	Sample: BG61504-bsd2
15	Tl, Pb, Sb, As	Sample: 0607162-07
16	Pb, As	Sample: 0607163-01
17	Pb , As	Sample: 0607163-02
18	Pb, As	Sample: 0607163-03
19	Tl, As	Sample: BG61408-blk1
20	Tl, As	Sample: BG61408-bs1 x20
21	Tl, As	Sample: BG61408-bsd1 x20
22	Tl, As	Sample: BG61408-srm1 x50
23	Tl, As	Sample: 0607173-01 x5
24	Tl, As	Sample: 0607173-02 x5
25	Tl, As	Sample: 0607173-03 x5
26	Tl, As	Sample: 0607173-04 x5
27	Tl, As	Sample: 0607173-05 x5
28	Tl, As	Sample: 0607173-06 x5
29	Tl, As	Sample: 0607173-07 x5
30	Tl, As	Sample: 0607173-08 x5
31	Tl, As	Sample: 0607173-09 x5
32	Tl, As	Sample: 0607173-10 x5
33	Tl, As	Sample: BG61408-dup1 x5
34	Tl, As	Sample: BG61408-ms1 x20
35	Tl, As	Sample: BG61408-sd1 x25
36	Tl, As	Sample: 0607173-11 x5
37	Tl, As	Sample: 0607173-12 x5
38	Tl, As	Sample: 0607173-13 x5
39	Tl, As	Sample: 0607173-14 x5
40	Tl, As	Sample: 0607173-15 x5
41	Tl, As	Sample: 0607173-16 x5
42	Tl, As	Sample: 0607173-17 x5
43	Tl, As	Sample: 0607173-18 x5
44	Tl, As	Sample: BG61408-dup2 x5
45	Tl, As	Sample: BG61408-ms2 x20
46	Tl, As	Sample: BG61408-sd2 x25
47	Pb	Sample: BG61506-blk1
48	Pb	Sample: BG61506-bs1 x20
49	Pb	Sample: BG61506-bsd1 x20
50	Pb	Sample: 0607178-01splp
51	Pb	Sample: 0607178-02splp
52	Pb	Sample: 0607178-03splp
53	Pb	Sample: 0607179-01spip
54	Pb	Sample: 0607179-02splp
55	Pb	Sample: 0607179-03splp
56	Pb	Sample: 0607180-01splp
57	Pb	Sample: 0607180-02splp
58	Pb	Sample: 0607180-03splp
59	Pb	Sample: 0607180-04splp
60	Pb	Sample: BG61506-dup1
61	Pb	Sample: BG61506-ms1 x20

62	Pb	Sample: BG61506-sd1 x5
63	Tl	Sample: BG61713-blk1
64	Tl	Sample: BG61713-bs1 x20 (X60)
65	Tl	Sample: BG61713-bsd1 x20 (X60)
66	Tl	Sample: BG61713-srml x50
67	Tl	Sample: 0607201-02 x5
68	Tl	Sample: 0607201-03 x5
69	Tl	Sample: 0607201-06 x5
70	Tl	Sample: BG61713-dup1 x5
71	Tl	Sample: BG61713-ms1 x20
72	Tl	Sample: BG61713-sd1 x25
121	Tl, Pb, Sb, As	Stock Standard: 5.0 µg/L
124	Tl, Pb, Sb, As	Stock Standard: 10.0 µg/L
	Tl	STD 3: 10.0000 µg/L
	Tl	CCV: 10.0000 µg/L
126	Tl, Pb, Sb, As	Stock Standard: 25.0 µg/L
	Pb, Sb, As	STD 3: 25.0000 µg/L
	Pb, Sb, As	CCV: 25.0000 µg/L
129	Pb, Sb, As	Stock Standard: 50.0 µg/L
131	Tl, Pb, Sb, As	Recovery Stock: 50.0 µg/L
134	Pb, Sb, As	ICV: 25.0000 µg/L
136	Tl	Stock Standard: 2.0 µg/L
	Pb, Sb, As	CRA 2: 2.0000 µg/L
139	Tl	ICV: 10.0000 µg/L
141	Pb	Standard 0
	Pb	ICB/CCB: 0.0000 µg/L
	Pb	Diluent
146	Pb	Modifier 2
147	Tl, Sb, As	Modifier 1
148	Tl, Sb, As	Standard 0
	Tl, Sb, As	ICB/CCB: 0.0000 µg/L
	Tl, Sb, As	Diluent

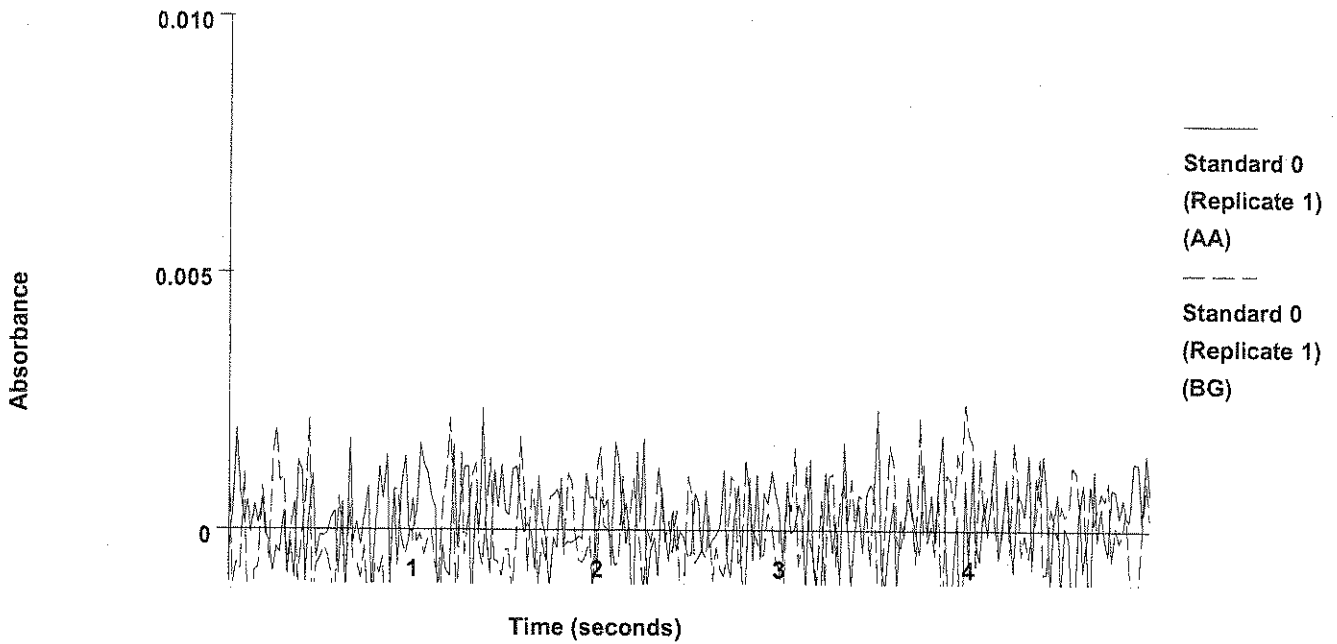


2 0.0185 0.0426 0.0571 0.0252 0.0353 12:43:26 Yes
 Mean: 0.0198
 SD : 0.0018
 %RSD: 9.02

=====
 Element: Tl Seq. No.: 32 AS Loc.: 148 Date: 07/19/2006
 Sample ID: Standard 0
 µL dispensed: 10 from 148, 5 from 147, 15 from 148
 =====

Repl #	SampleConc	StndConc	BlkCorr Signal	Peak Area	Peak Height	Bkgnd Area	Bkgnd Height	Time	Peak Stored
1		1	0.0008	0.0008	0.0024	0.0003	0.0025	12:47:07	Yes

TI



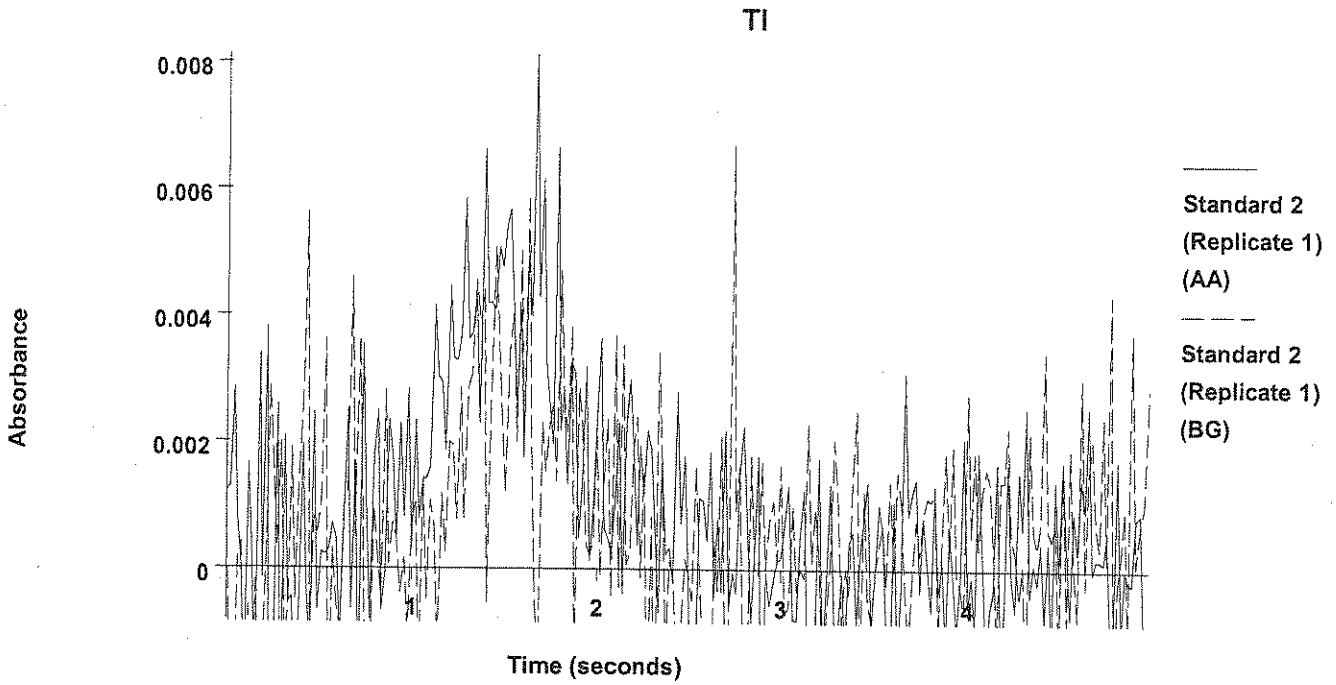
 Standard 0
 (Replicate 1)
 (AA)

 Standard 0
 (Replicate 1)
 (BG)

2 0.0005 0.0005 0.0026 -0.0007 0.0026 12:49:57 Yes
 Mean: 0.0006
 SD : 0.0002
 %RSD: 36.91
 Auto-zero performed.

=====
 Element: Tl Seq. No.: 33 AS Loc.: 136 Date: 07/19/2006
 Sample ID: Standard 2
 µL dispensed: 10 from 148, 5 from 147, 15 from 136
 =====

Repl #	SampleConc	StndConc	BlnkCorr Signal	Peak Area	Peak Height	Bkgnd Area	Bkgnd Height	Time	Peak Stored
1			0.0042	0.0048	0.0081	0.0038	0.0067	12:53:12	Yes

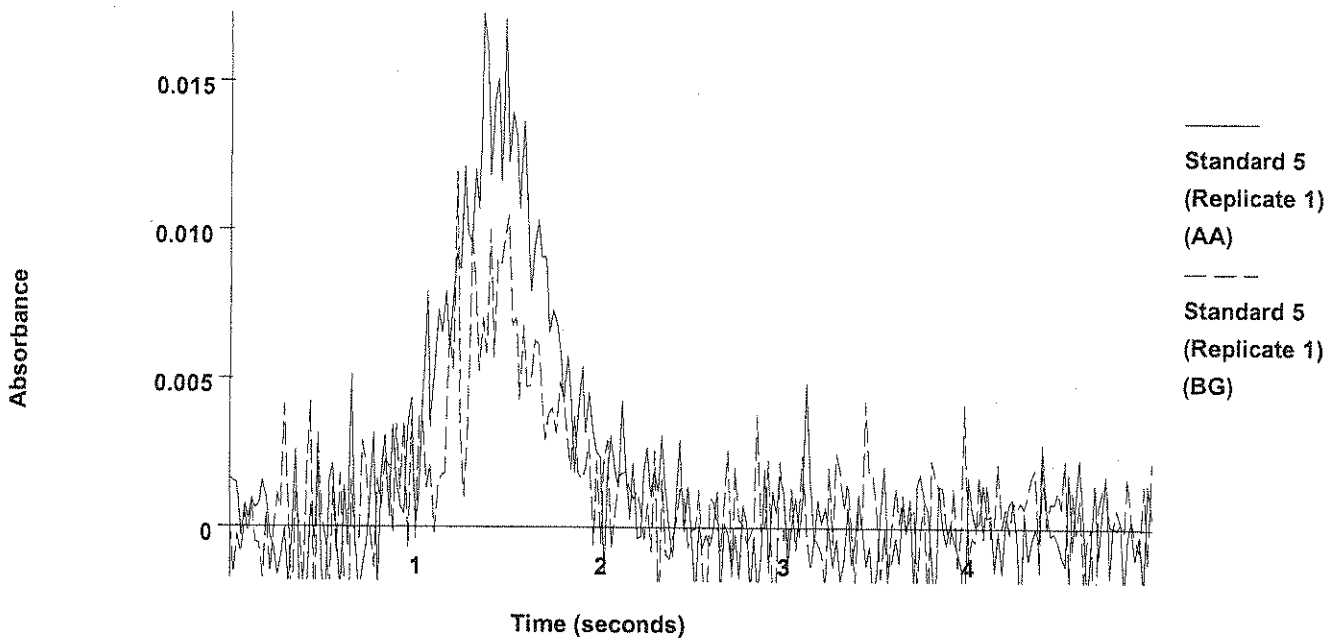


2 0.0041 0.0047 0.0070 0.0015 0.0053 12:56:00 Yes
 Mean: 0.0042
 SD : 0.0001
 %RSD: 1.60
 [T1] Standard number 1 applied. [2.0]
 Correlation Coefficient: 1.00000 Slope: 0.00208
 Intercept : 0.00000

=====
 Element: T1 Seq. No.: 34 AS Loc.: 121 Date: 07/19/2006
 Sample ID: Standard 5
 µL dispensed: 10 from 148, 5 from 147, 15 from 121

Repl #	SampleConc µg/L	StndConc µg/L	Blncorr Signal	Peak Area	Peak Height	Bkgnd Area	Bkgnd Height	Time	Peak Stored
1			0.0086	0.0092	0.0173	0.0062	0.0120	12:59:15	Yes

Tl



```

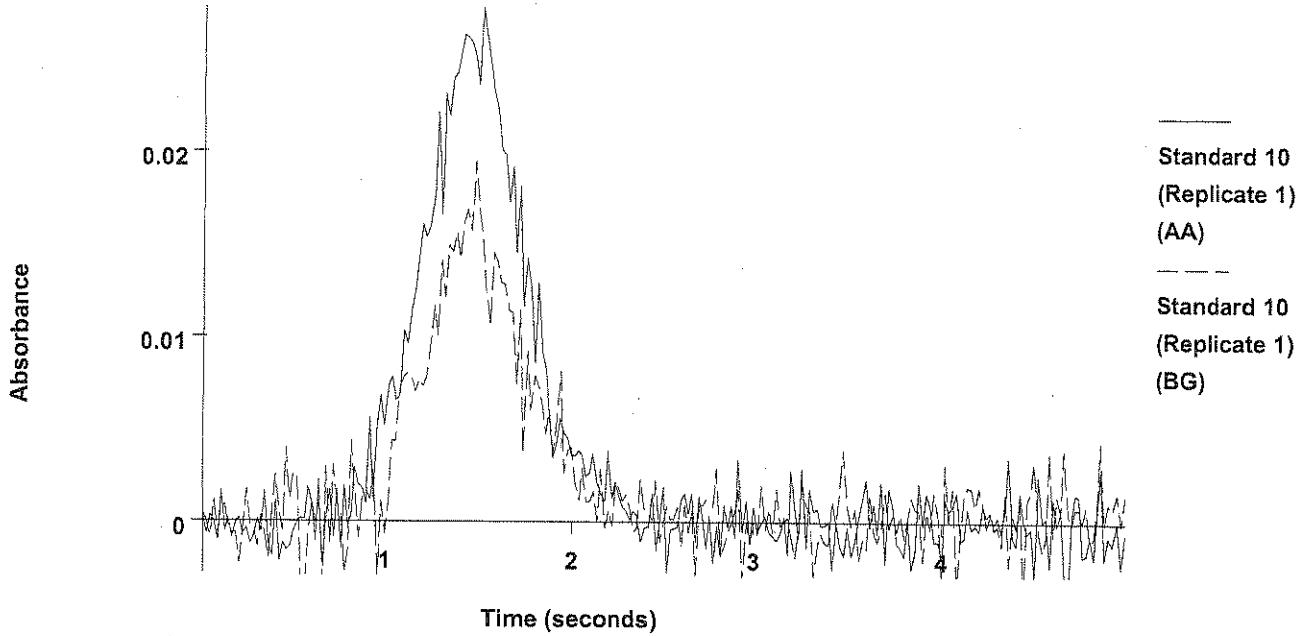
2                0.0096  0.0102  0.0156  0.0063  0.0109  01:02:05  Yes
Mean:            0.0091
SD :             0.0007
%RSD:           7.67
[Tl] Standard number 2 applied. [5.0]
Correlation Coefficient: 0.99780           Slope: 0.00180
Intercept : 0.00021
    
```

```

=====
Element: Tl      Seq. No.: 35          AS Loc.: 124   Date: 07/19/2006
Sample ID: Standard 10
μL dispensed: 10 from 148, 5 from 147, 15 from 124
    
```

Repl #	SampleConc μg/L	StndConc μg/L	BlkCorr Signal	Peak Area	Peak Height	Bkgnd Area	Bkgnd Height	Time	Peak Stored
1			0.0159	0.0165	0.0278	0.0111	0.0195	01:05:23	Yes

TI

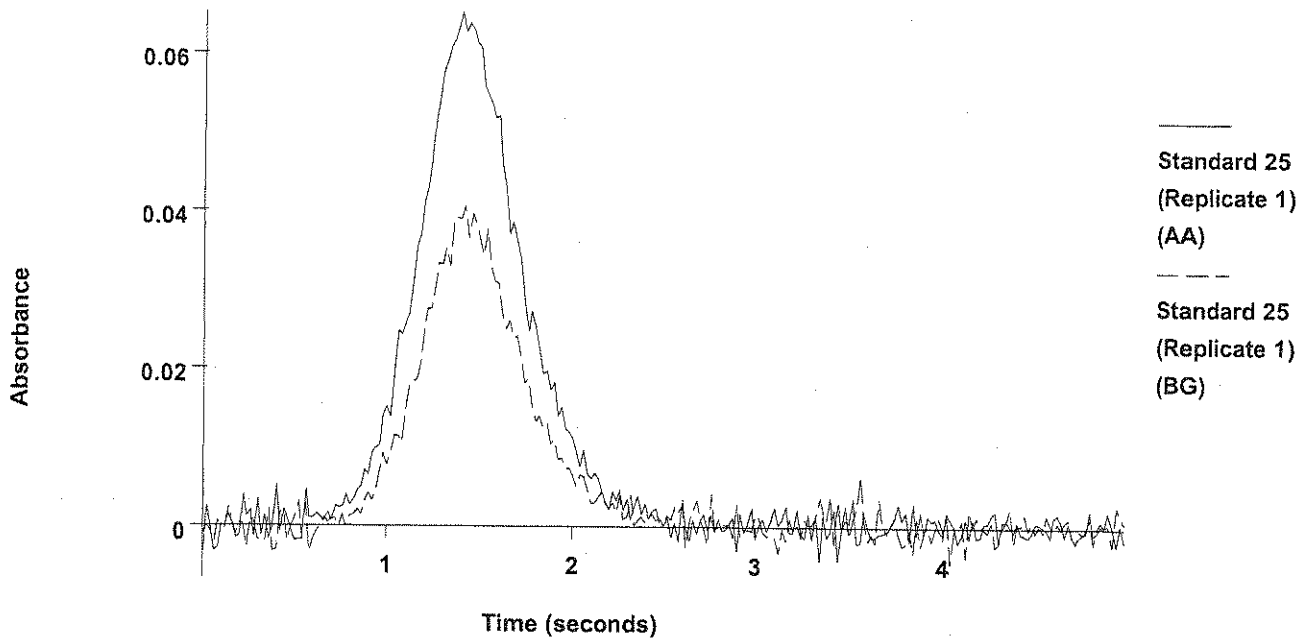


2 0.0179 0.0185 0.0268 0.0101 0.0174 01:08:15 Yes
 Mean: 0.0169
 SD : 0.0014
 %RSD: 8.30
 [TI] Standard number 3 applied. [10.0]
 Correlation Coefficient: 0.99853 Slope: 0.00167
 Intercept : 0.00044

=====
 Element: Tl Seq. No.: 36 AS Loc.: 126 Date: 07/19/2006
 Sample ID: Standard 25
 µL dispensed: 10 from 148, 5 from 147, 15 from 126
 =====

Repl #	SampleConc µg/L	StndConc µg/L	BlkCorr Signal	Peak Area	Peak Height	Bkgnd Area	Bkgnd Height	Time	Peak Stored
1			0.0423	0.0429	0.0651	0.0259	0.0405	01:11:34	Yes

TI

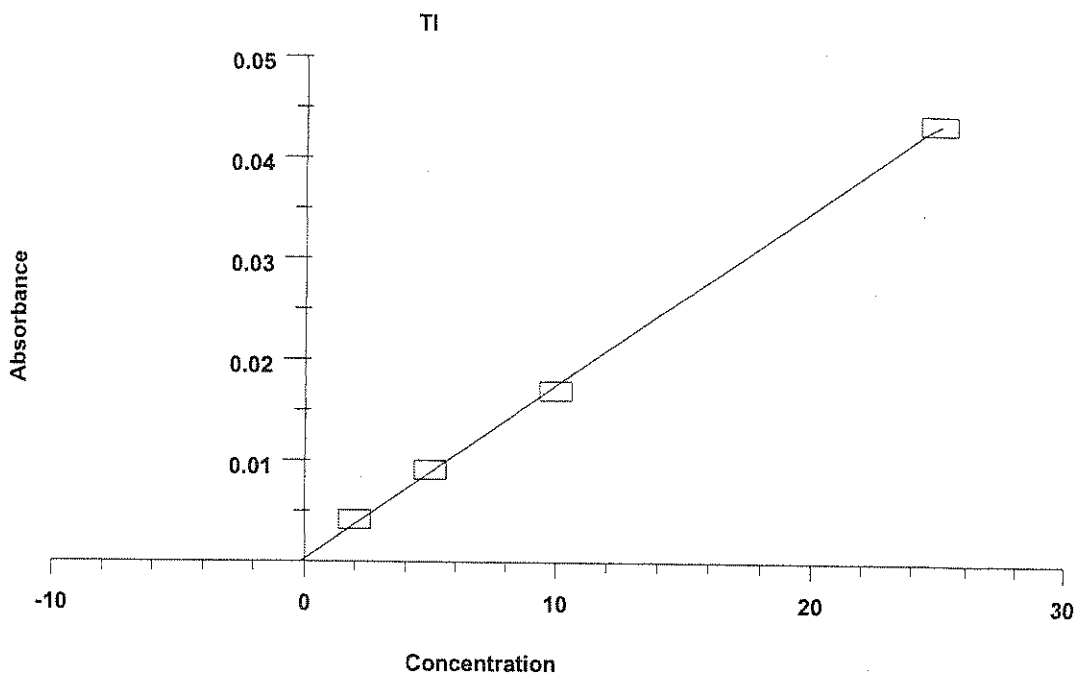


2 0.0447 0.0453 0.0587 0.0250 0.0358 01:14:27 Yes
 Mean: 0.0435
 SD : 0.0017
 %RSD: 3.92
 [TI] Standard number 4 applied. [25.0]
 Correlation Coefficient: 0.99973 Slope: 0.00172
 Intercept : 0.00026

 Calibration data for TI

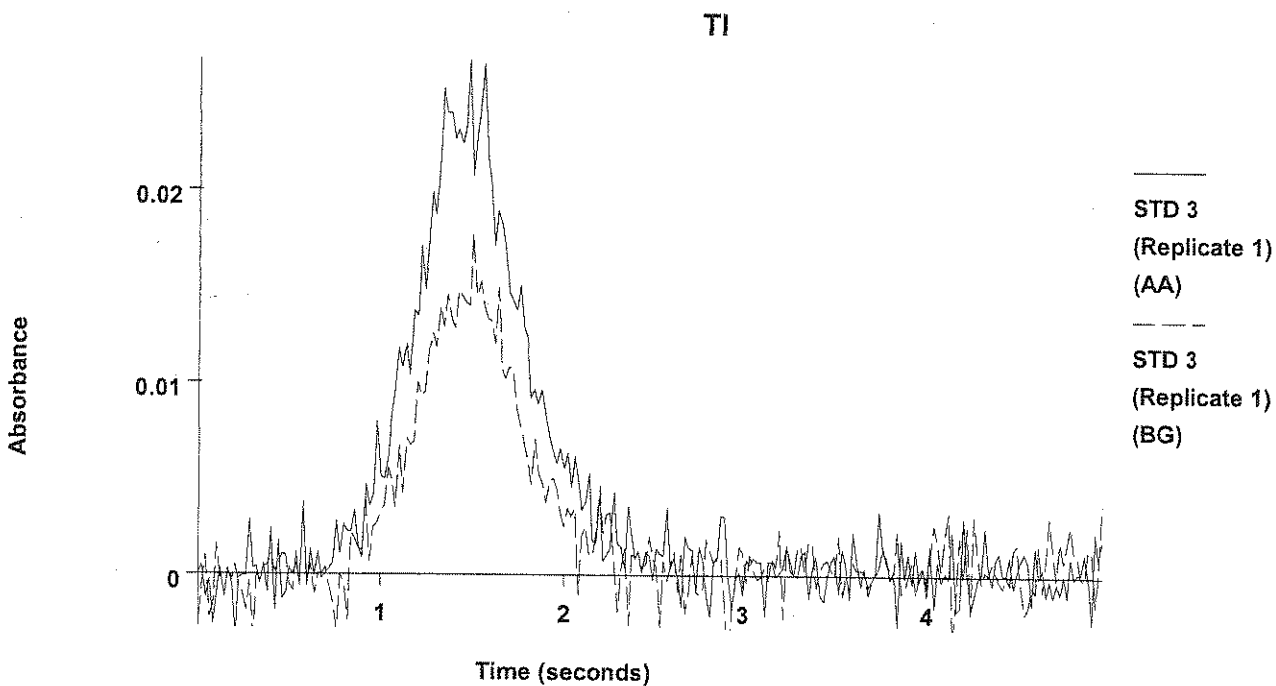
Standard ID	Mean Signal (Pk Area)	Entered Concentration (µg/L)	Calculated Concentration (µg/L)	Standard Deviation	%RSD
Standard 0	0.0006	-	-----	-----	-----
Standard 2	0.0042	2.0	2.3	0.00	1.60
Standard 5	0.0091	5.0	5.1	0.00	7.67
Standard 10	0.0169	10.0	9.7	0.00	8.30
Standard 25	0.0435	25.0	25.1	0.00	3.92
Correlation Coefficient: 0.99973		Slope:	0.00172	Intercept: 0.0003	

cal good



=====
 Element: Tl Seq. No.: 37 AS Loc.: 124 Date: 07/19/2006
 Sample ID: STD 3
 µL dispensed: 10 from 148, 5 from 147, 15 from 124
 =====

Repl #	SampleConc µg/L	StndConc µg/L	BlnkCorr Signal	Peak Area	Peak Height	Bkgnd Area	Bkgnd Height	Time	Peak Stored
1	10.1	10.1	0.0176	0.0183	0.0267	0.0111	0.0177	01:17:25	Yes



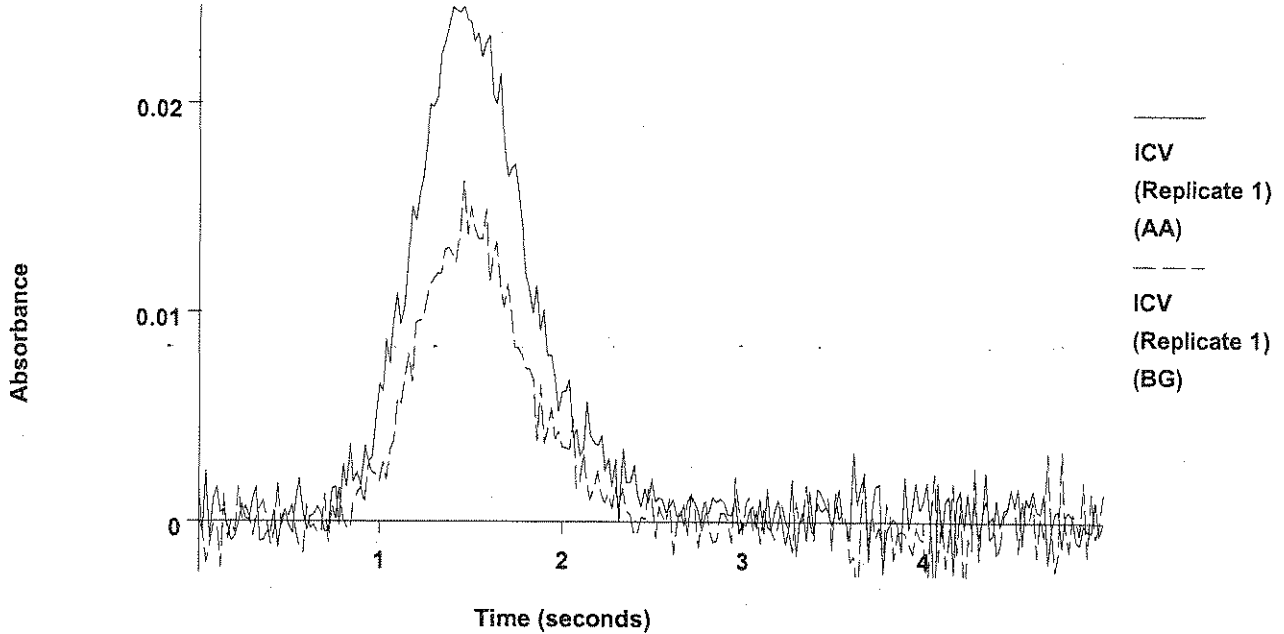
2	9.9	9.9	0.0173	0.0179	0.0240	0.0094	0.0148	01:20:16	Yes
---	-----	-----	--------	--------	--------	--------	--------	----------	-----

Mean: 10.0 10.0 0.0175
 SD : 0.13 0.13 0.0002
 %RSD: 1.35 1.35 1.33
 QC value within specified limits.

=====
 Element: Tl Seq. No.: 38 AS Loc.: 139 Date: 07/19/2006
 Sample ID: ICV
 µL dispensed: 10 from 148, 5 from 147, 15 from 139

Repl #	SampleConc µg/L	StndConc µg/L	BlkCorr Signal	Peak Area	Peak Height	Bkgnd Area	Bkgnd Height	Time	Peak Stored
1	10.8	10.8	0.0188	0.0194	0.0247	0.0099	0.0163	01:23:06	Yes

TI

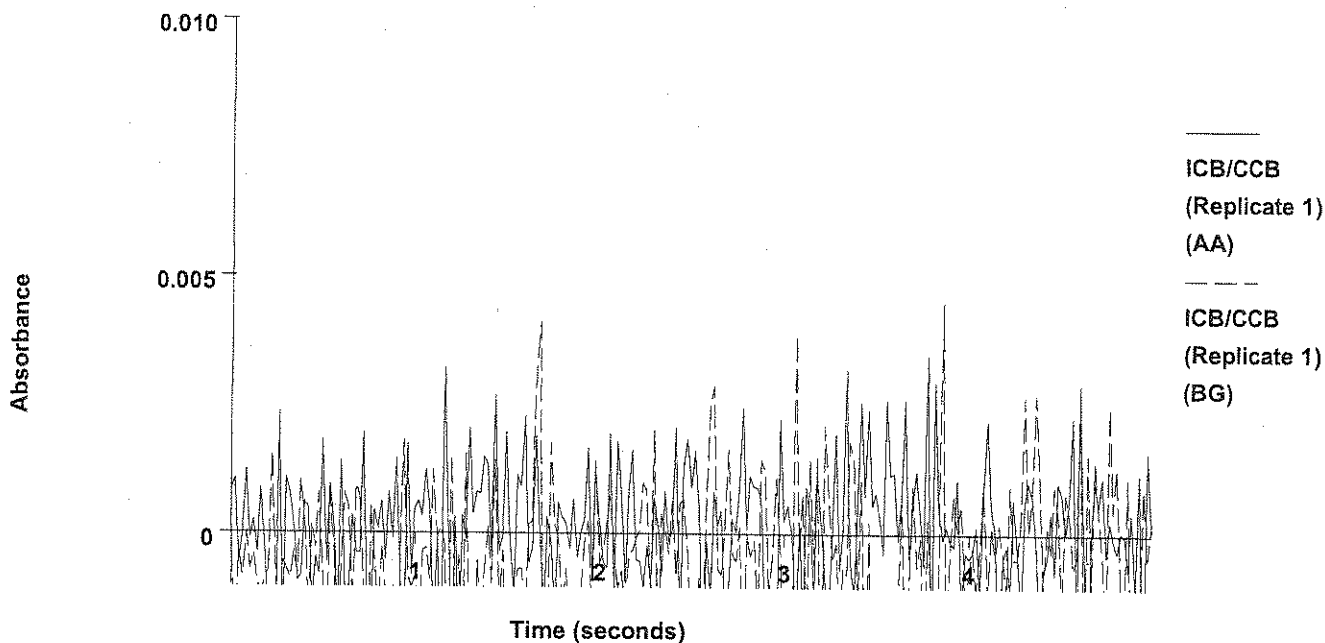


2 9.9 9.9 0.0174 0.0180 0.0239 0.0111 0.0152 01:25:57 Yes
 Mean: 10.4 10.4 0.0181
 SD : 0.59 0.59 0.0010
 %RSD: 5.68 5.68 5.60
 QC value within specified limits.

=====
 Element: Tl Seq. No.: 39 AS Loc.: 148 Date: 07/19/2006
 Sample ID: ICB/CCB
 µL dispensed: 10 from 148, 5 from 147, 15 from 148

Repl #	SampleConc µg/L	StndConc µg/L	BlkCorr Signal	Peak Area	Peak Height	Bkgnd Area	Bkgnd Height	Time	Peak Stored
1	-0.2	-0.2	0.0000	0.0006	0.0035	-0.0021	0.0045	01:28:48	Yes

Tl

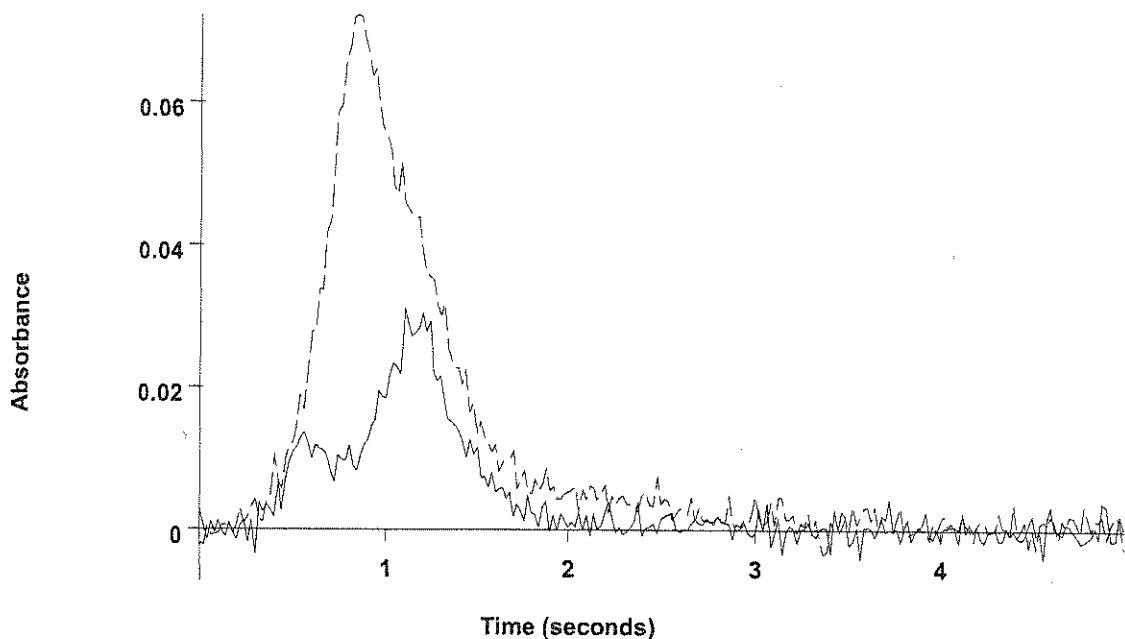


2 0.1 0.1 0.0004 0.0010 0.0048 -0.0004 0.0046 01:31:37 Yes
 Mean: 0.0 0.0 0.0002
 SD : 0.18 0.18 0.0003
 %RSD: 636.4 636.4 145.12
 QC value within specified limits. ✓

=====
 Element: Tl Seq. No.: 40 AS Loc.: 1 Date: 07/19/2006
 Sample ID: 0607164-20 x5
 µL dispensed: 10 from 148, 5 from 147, 15 from 1
 =====

Repl #	SampleConc µg/L	StndConc µg/L	Blncorr Signal	Peak Area	Peak Height	Bkgnd Area	Bkgnd Height	Time	Peak Stored
1	-0.3	-0.3	-0.0002	0.0004	0.0045	0.0017	0.0046	01:34:26	Yes

Tl



0607162-07
(Replicate 1)
(AA)
0607162-07
(Replicate 1)
(BG)

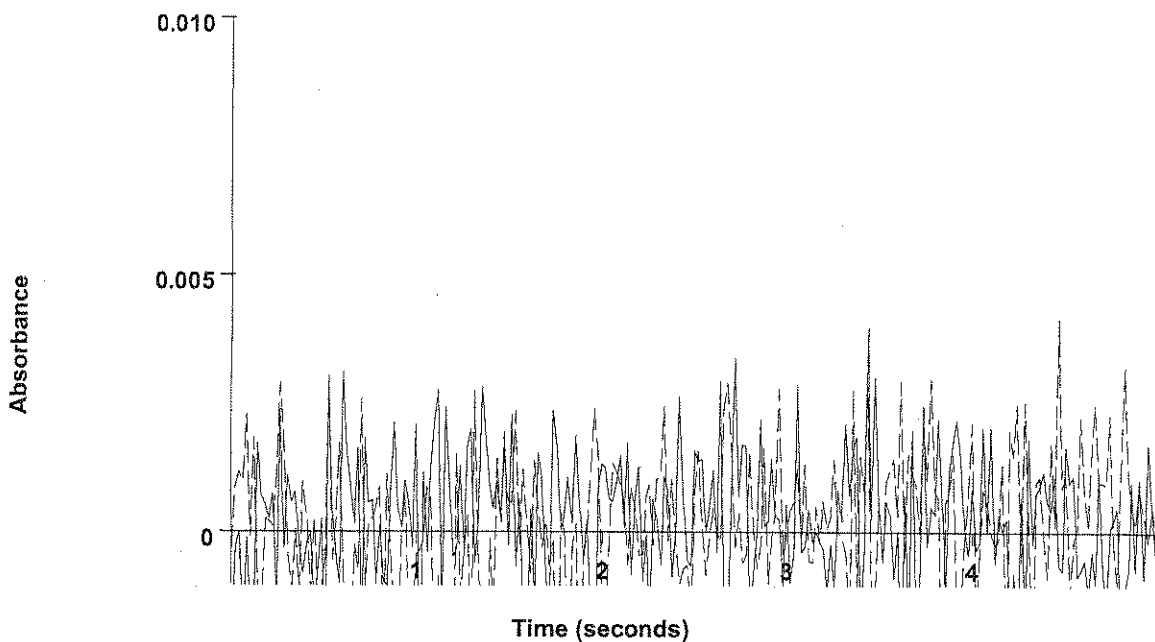
2	11.5	11.5	0.0201	0.0207	0.0343	0.0376	0.0786	03:26:02	Yes
Mean:	11.3	11.3	0.0198						
SD :	0.23	0.23	0.0004						
%RSD:	2.07	2.07	2.04						

Recovery for Tl = 113.4 % within 85 % to 115 %

=====
Element: Tl Seq. No.: 60 AS Loc.: 19 Date: 07/19/2006
Sample ID: BG61408-blk1
µL dispensed: 10 from 148, 5 from 147, 15 from 19
=====

Repl #	SampleConc µg/L	StndConc µg/L	Blncorr Signal	Peak Area	Peak Height	Bkgnd Area	Bkgnd Height	Time	Peak Stored
1	0.3	0.3	0.0007	0.0014	0.0040	0.0009	0.0042	03:28:52	Yes

TI



 BG61408-blk1
 (Replicate 1)
 (AA)

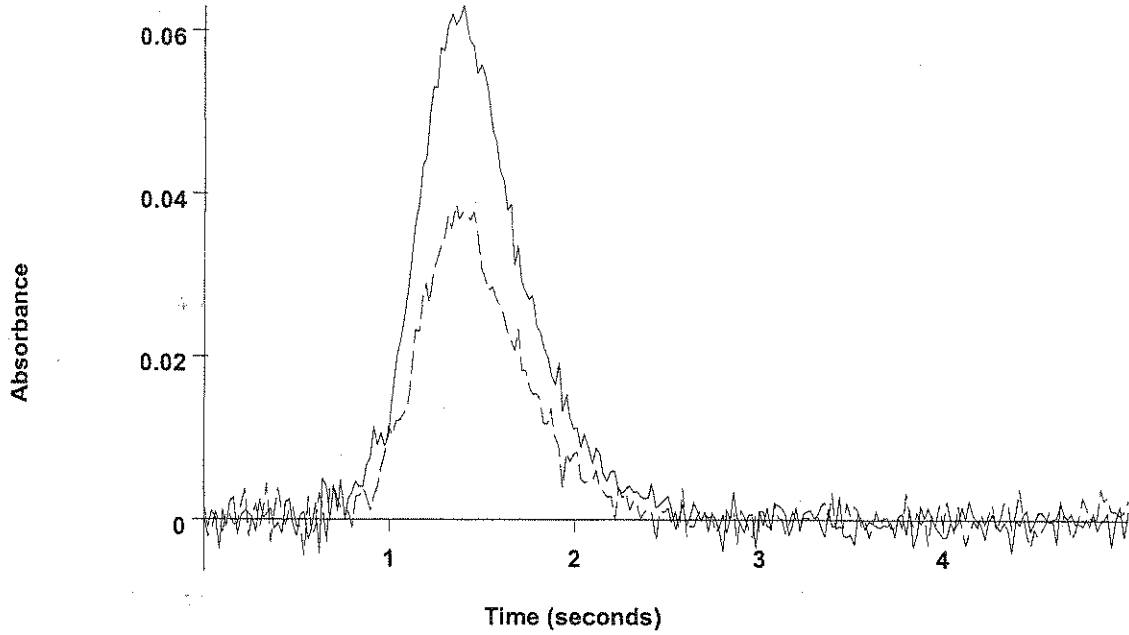
 BG61408-blk1
 (Replicate 1)
 (BG)

2	0.2	0.2	0.0005	0.0011	0.0036	-0.0008	0.0044	03:31:43	Yes
Mean:	0.2	0.2	0.0006						
SD :	0.09	0.09	0.0002						
%RSD:	42.02	42.02	25.09						

=====
 Element: Tl Seq. No.: 61 AS Loc.: 20 Date: 07/19/2006
 Sample ID: BG61408-bs1 x20
 µL dispensed: 10 from 148, 5 from 147, 15 from 20
 =====

Repl #	SampleConc µg/L	StdConc µg/L	BlnkCorr Signal	Peak Area	Peak Height	Bkgnd Area	Bkgnd Height	Time	Peak Stored
1	24.1	24.1	0.0417	0.0423	0.0631	0.0259	0.0386	03:34:34	Yes

Tl



BG61408-bs1 x20
(Replicate 1)
(AA)

BG61408-bs1 x20
(Replicate 1)
(BG)

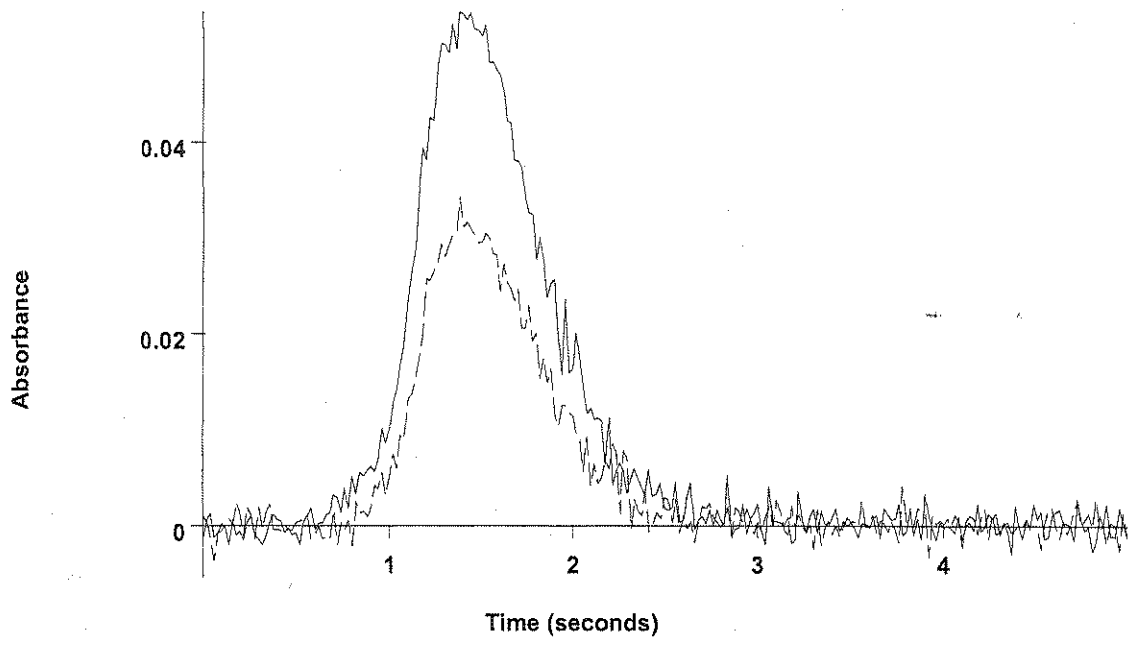
2	24.1	24.1	0.0418	0.0424	0.0564	0.0261	0.0353	03:37:24	Yes
Mean:	24.1	24.1	0.0417						
SD :	0.03	0.03	0.0000						
%RSD:	0.11	0.11	0.11						

965

=====
 Element: Tl Seq. No.: 62 AS Loc.: 21 Date: 07/19/2006
 Sample ID: BG61408-bsd1 x20
 µL dispensed: 10 from 148, 5 from 147, 15 from 21
 =====

Repl #	SampleConc µg/L	StndConc µg/L	BlkCorr Signal	Peak Area	Peak Height	Bkgnd Area	Bkgnd Height	Time	Peak Stored
1	24.8	24.8	0.0429	0.0435	0.0536	0.0254	0.0342	03:40:14	Yes

TI



 BG61408-bsd1 x20
 (Replicate 1)
 (AA)

 BG61408-bsd1 x20
 (Replicate 1)
 (BG)

2	24.5	24.5	0.0425	0.0431	0.0577	0.0244	0.0356	03:43:04	Yes
Mean:	24.6	24.6	0.0427						
SD :	0.18	0.18	0.0003						
%RSD:	0.74	0.74	0.74						

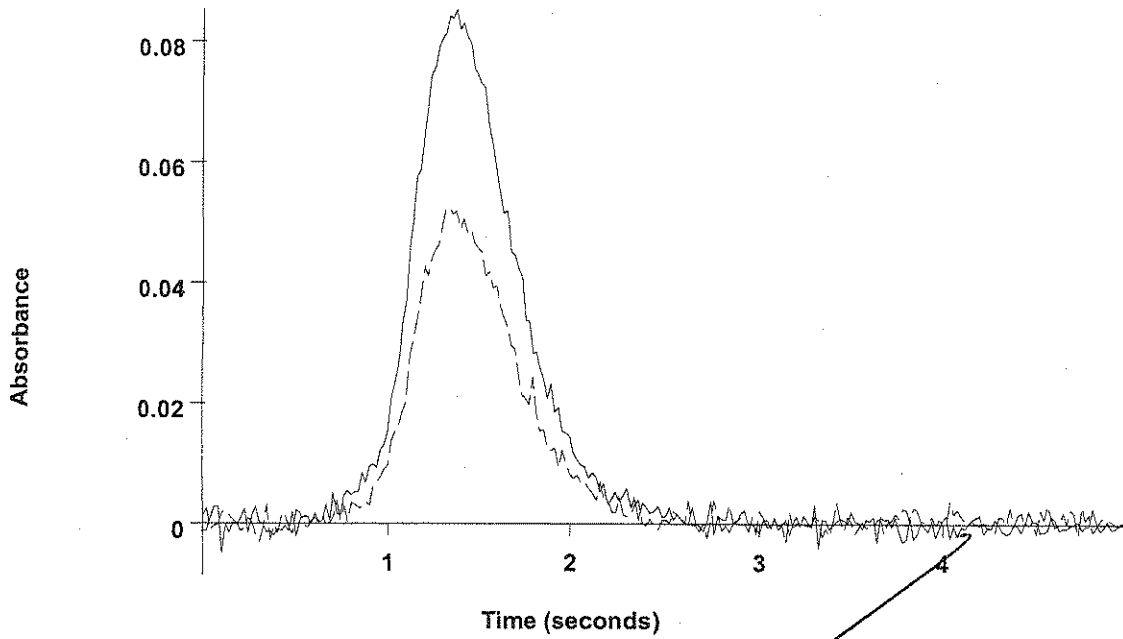
985

=====
 Element: Tl Seq. No.: 63 AS Loc.: 22 Date: 07/19/2006
 Sample ID: BG61408-srml x50
 µL dispensed: 10 from 148, 5 from 147, 15 from 22
 =====

Repl #	SampleConc µg/L	StndConc µg/L	BlnkCorr Signal	Peak Area	Peak Height	Bkgnd Area	Bkgnd Height	Time	Peak Stored
1	32.2	32.2	0.0557	0.0563	0.0853	0.0363	0.0525	03:45:55	Yes

A

Tl



 BG61408-srm1 x50
 (Replicate 1)
 (AA)

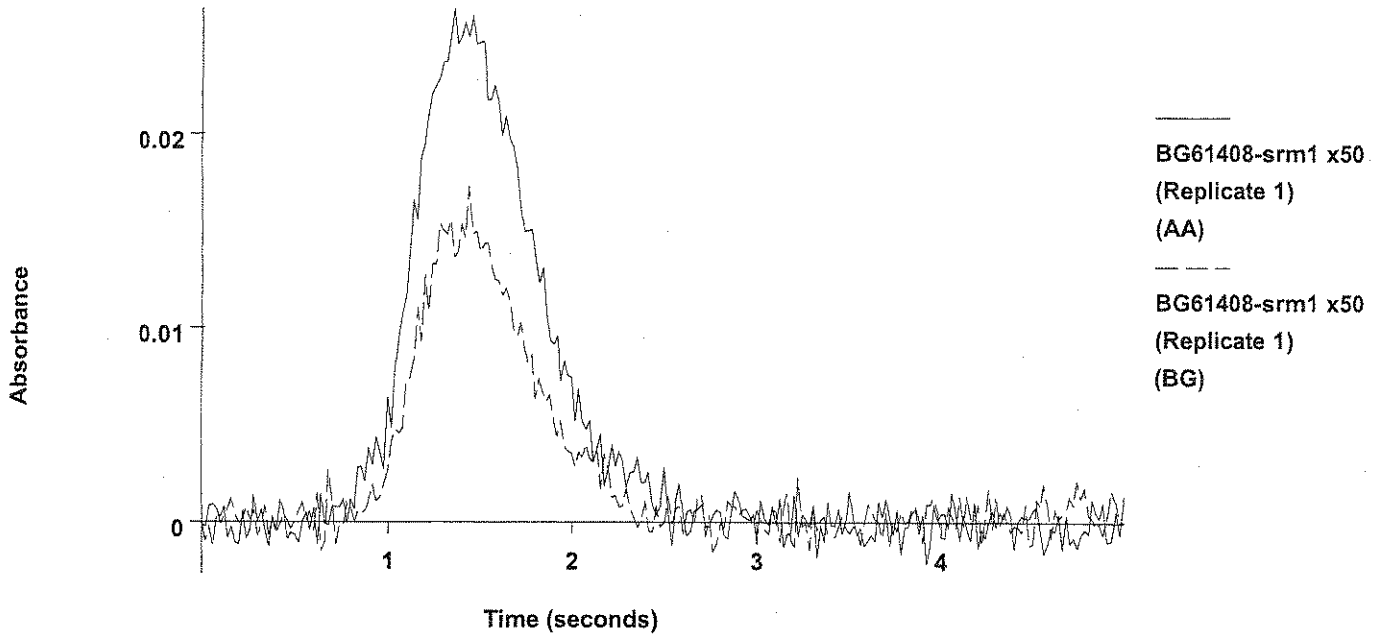
 BG61408-srm1 x50
 (Replicate 1)
 (BG)

Sample absorbance is greater than that of the highest standard.
 2 33.5 33.5 0.0579 0.0585 0.0831 0.0344 0.0512 03:48:44 Yes
 Sample absorbance is greater than that of the highest standard.
 Mean: 32.8 32.8 0.0568
 SD : 0.91 0.91 0.0016
 %RSD: 2.77 2.77 2.76
 Sample absorbance is greater than that of the highest standard.
 Result for Tl is greater than 100 percent of calibration range.

=====
 Element: Tl Seq. No.: 64 AS Loc.: 22 Date: 07/19/2006
 Sample ID: BG61408-srm1 x50
 µL dispensed: 20 from 148, 5 from 147, 5 from 22

Repl #	SampleConc µg/L	StndConc µg/L	BlkCorr Signal	Peak Area	Peak Height	Bkgnd Area	Bkgnd Height	Time	Peak Stored
1	32.8	10.9	0.0191	0.0197	0.0265	0.0118	0.0173	03:51:33	Yes

Tl



2	34.7	11.6	0.0202	0.0208	0.0257	0.0112	0.0165	03:54:23	Yes
Mean:	33.8	11.3	0.0196						
SD :	1.30	0.43	0.0007						
%RSD:	3.84	3.84	3.79						

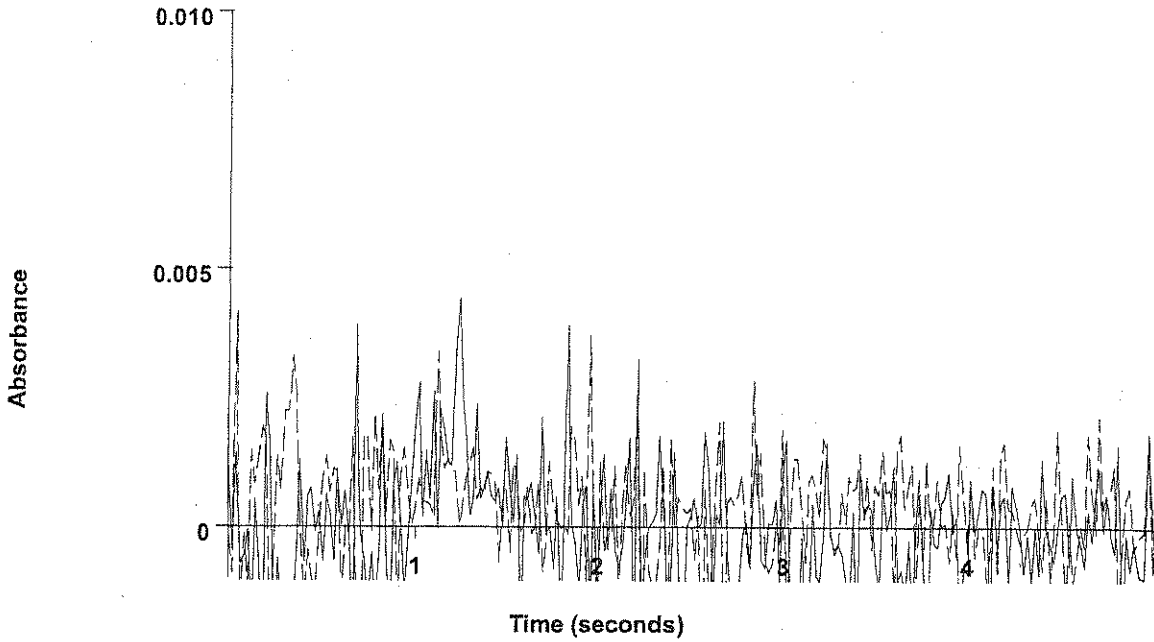
x150

33.8(50)(100)
1000 = 169

=====
 Element: Tl Seq. No.: 65 AS Loc.: 23 Date: 07/19/2006
 Sample ID: 0607173-01 x5
 µL dispensed: 10 from 148, 5 from 147, 15 from 23
 =====

Repl #	SampleConc µg/L	StdConc µg/L	BlkCorr Signal	Peak Area	Peak Height	Bkgnd Area	Bkgnd Height	Time	Peak Stored
1	-0.4	-0.4	-0.0005	0.0001	0.0044	0.0018	0.0042	03:57:13	Yes

Tl



0607173-01 x5
 (Replicate 1)
 (AA)

 0607173-01 x5
 (Replicate 1)
 (BG)

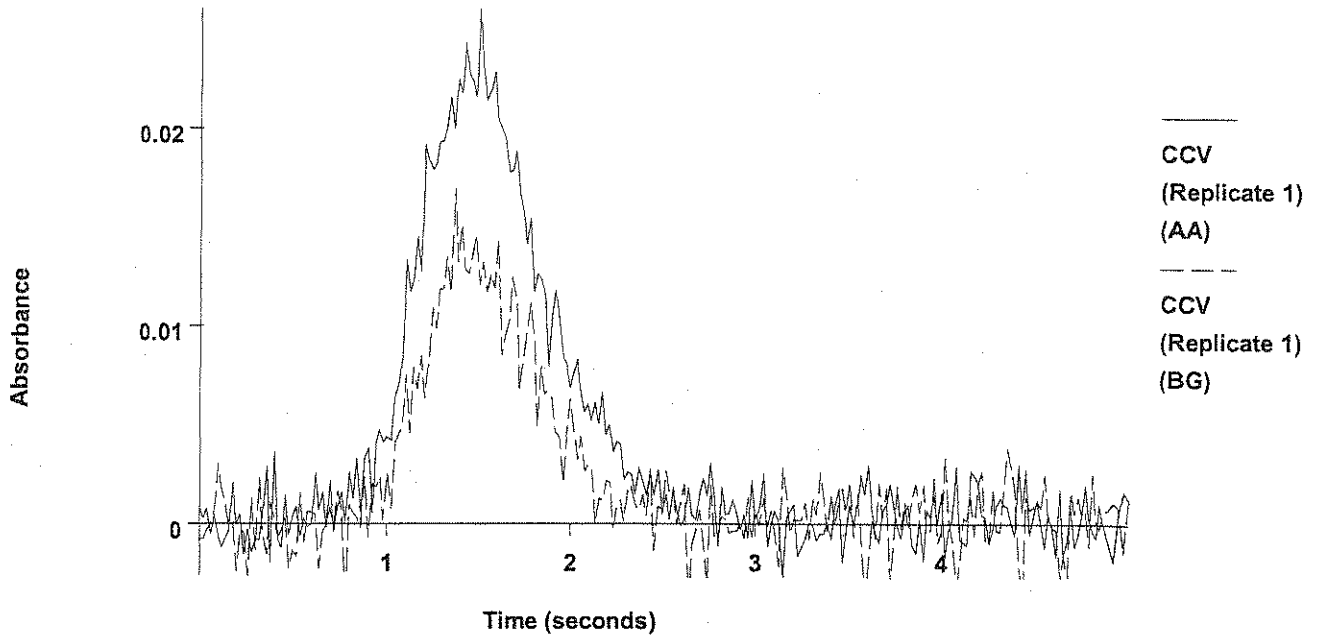
2	1.2	1.2	0.0023	0.0029	0.0051	-0.0014	0.0045	04:00:02	Yes
Mean:	0.4	0.4	0.0009						
SD :	1.15	1.15	0.0020						
%RSD:	295.2	295.2	213.56						

M

=====
 Element: Tl Seq. No.: 66 AS Loc.: 124 Date: 07/19/2006
 Sample ID: CCV
 µL dispensed: 10 from 148, 5 from 147, 15 from 124

Repl #	SampleConc µg/L	StndConc µg/L	BlkCorr Signal	Peak Area	Peak Height	Bkgnd Area	Bkgnd Height	Time	Peak Stored
1	11.1	11.1	0.0193	0.0199	0.0260	0.0109	0.0169	04:02:52	Yes

TI

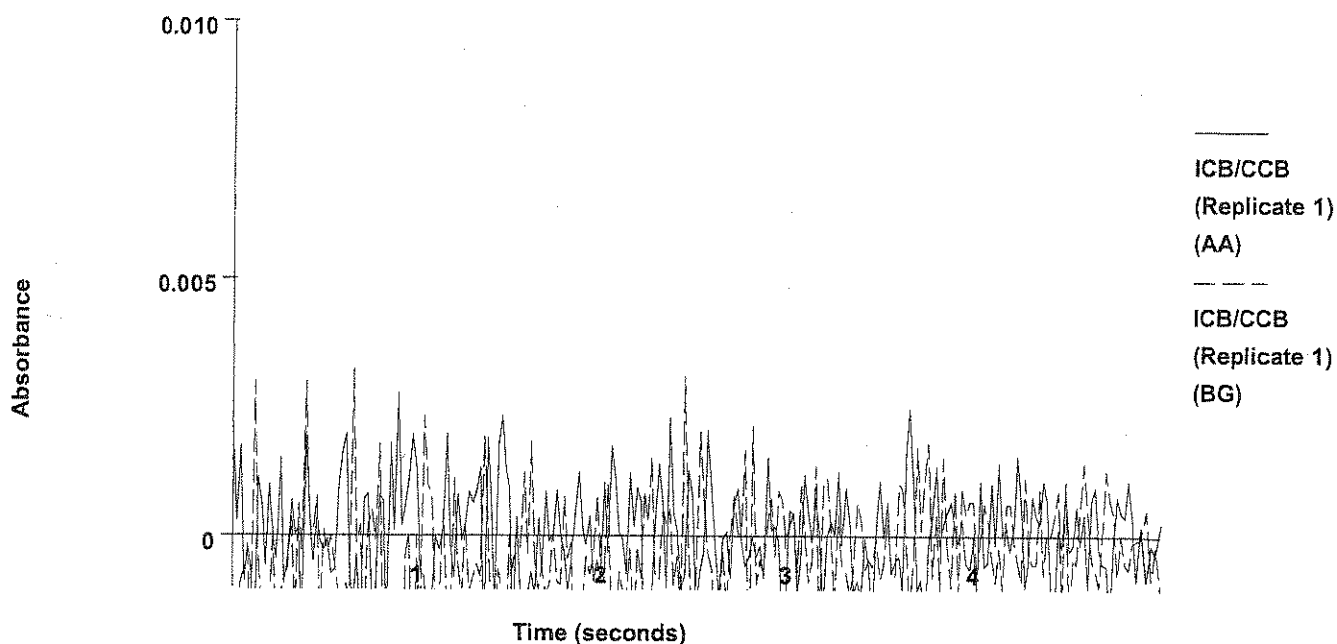


2 10.5 10.5 0.0184 0.0190 0.0250 0.0111 0.0171 04:05:46 Yes
 Mean: 10.8 10.8 0.0189
 SD : 0.37 0.37 0.0006
 %RSD: 3.39 3.39 3.35
 QC value within specified limits.

=====
 Element: Tl Seq. No.: 67 AS Loc.: 148 Date: 07/19/2006
 Sample ID: ICB/CCB
 µL dispensed: 10 from 148, 5 from 147, 15 from 148
 =====

Repl #	SampleConc µg/L	StndConc µg/L	BlnkCorr Signal	Peak Area	Peak Height	Bkgnd Area	Bkgnd Height	Time	Peak Stored
1	-0.4	-0.4	-0.0004	0.0002	0.0028	-0.0015	0.0032	04:08:37	Yes

TI



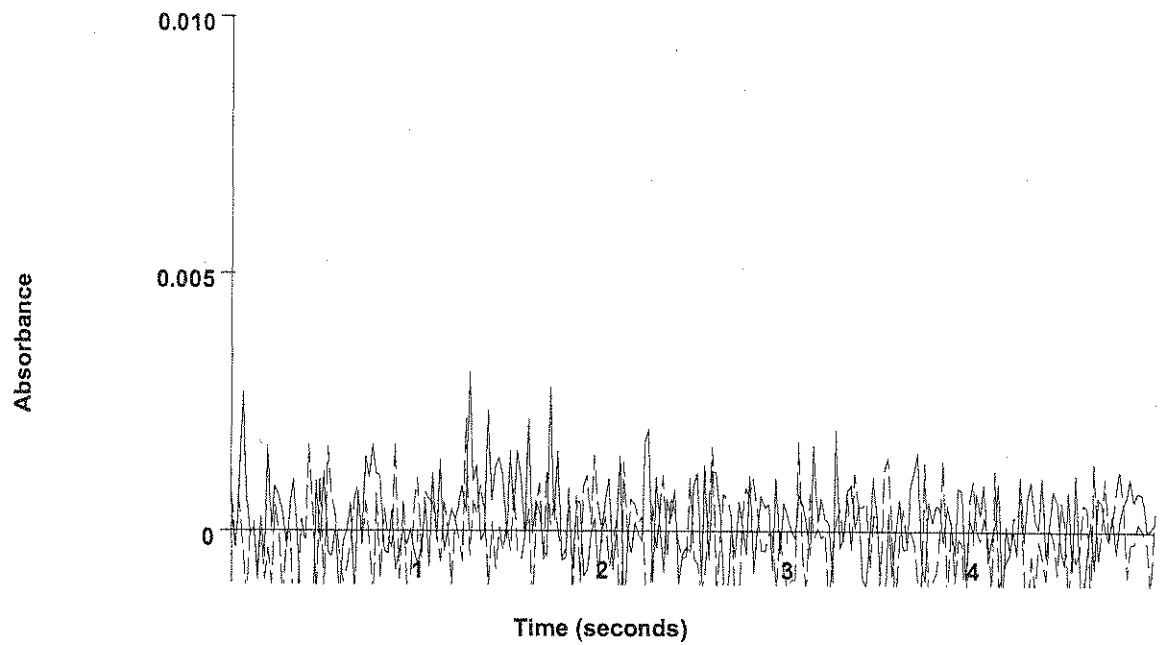
2	-0.7	-0.7	-0.0009	-0.0003	0.0033	0.0014	0.0053	04:11:26	Yes
Mean:	-0.5	-0.5	-0.0007						
SD :	0.20	0.20	0.0003						
%RSD:	37.31	37.31	51.77						

QC value within specified limits. ✓

=====
 Element: Tl Seq. No.: 68 AS Loc.: 24 Date: 07/19/2006
 Sample ID: 0607173-02 x5
 µL dispensed: 10 from 148, 5 from 147, 15 from 24
 =====

Repl #	SampleConc µg/L	StdConc µg/L	Blncorr Signal	Peak Area	Peak Height	Bkgnd Area	Bkgnd Height	Time	Peak Stored
1	0.1	0.1	0.0004	0.0010	0.0031	-0.0004	0.0022	04:14:16	Yes

Tl



0607173-02 x5
(Replicate 1)
(AA)

0607173-02 x5
(Replicate 1)
(BG)

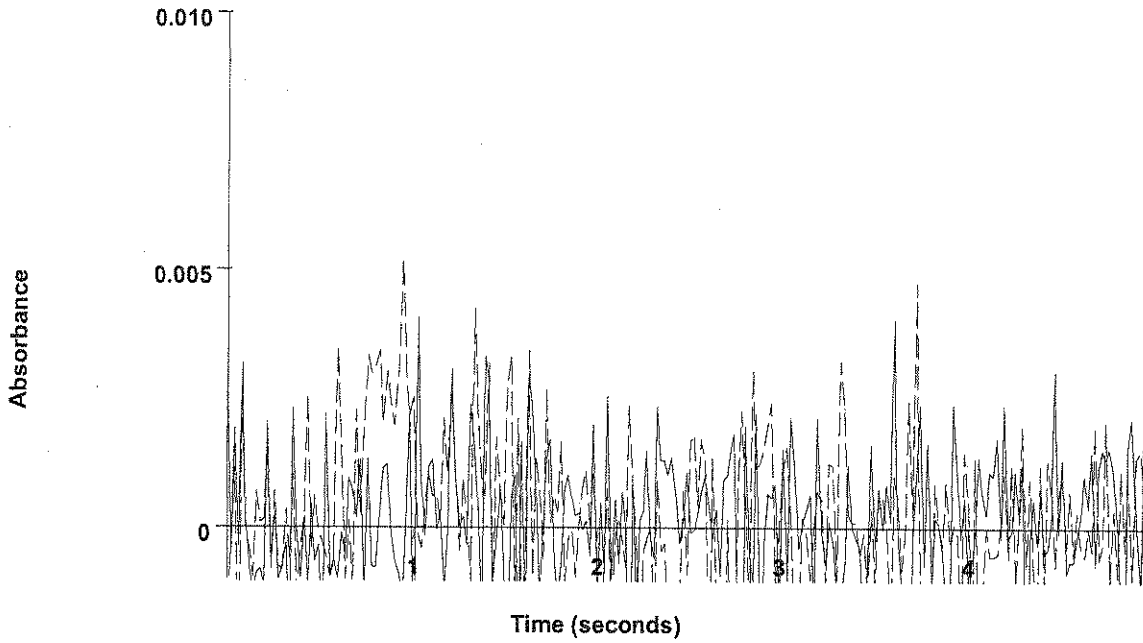
2	0.6	0.6	0.0012	0.0018	0.0049	-0.0021	0.0037	04:17:06	Yes
Mean:	0.3	0.3	0.0008						
SD :	0.36	0.36	0.0006						
%RSD:	114.3	114.3	77.54						

Handwritten initials

=====
Element: Tl Seq. No.: 69 AS Loc.: 25 Date: 07/19/2006
Sample ID: 0607173-03 x5
µL dispensed: 10 from 148, 5 from 147, 15 from 25
=====

Repl #	SampleConc µg/L	StndConc µg/L	BlkCorr Signal	Peak Area	Peak Height	Bkgnd Area	Bkgnd Height	Time	Peak Stored
1	0.0	0.0	0.0003	0.0009	0.0041	0.0014	0.0052	04:19:55	Yes

Tl



0607173-03 x5
(Replicate 1)
(AA)

0607173-03 x5
(Replicate 1)
(BG)

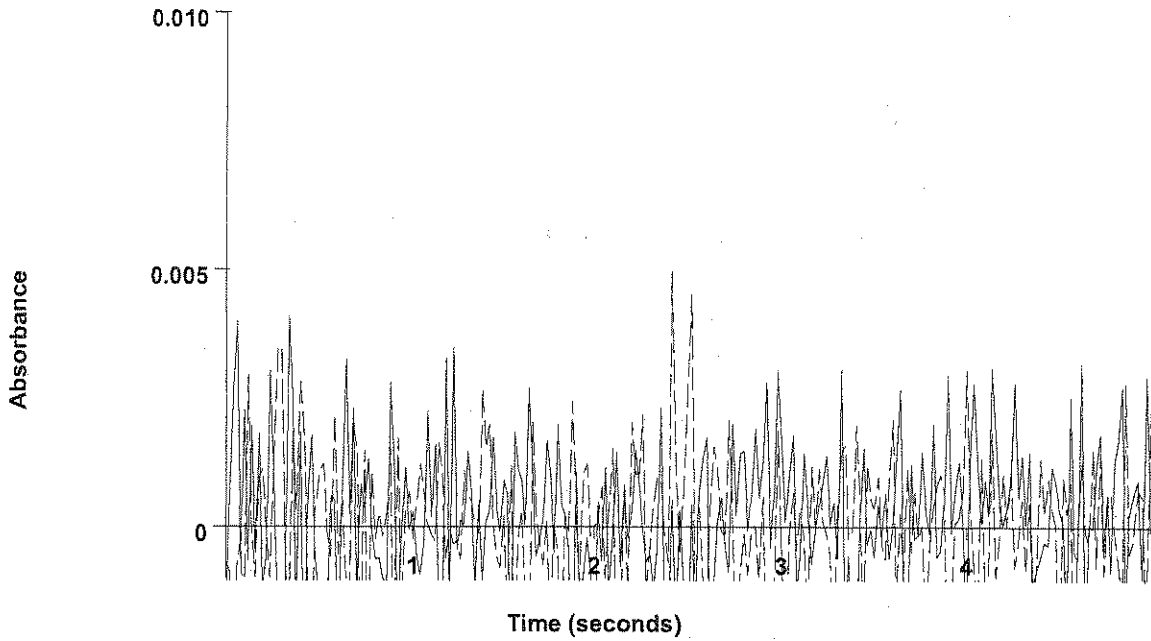
2	0.1	0.1	0.0004	0.0010	0.0035	-0.0012	0.0033	04:22:46	Yes
Mean:	0.0	0.0	0.0003						
SD :	0.03	0.03	0.0001						
%RSD:	68.77	68.77	15.74						

Handwritten mark resembling a stylized 'W' or 'D'.

=====
 Element: Tl Seq. No.: 70 AS Loc.: 26 Date: 07/19/2006
 Sample ID: 0607173-04 x5
 µL dispensed: 10 from 148, 5 from 147, 15 from 26
 =====

Repl #	SampleConc µg/L	StndConc µg/L	BlkCorr Signal	Peak Area	Peak Height	Bkgnd Area	Bkgnd Height	Time	Peak Stored
1	0.3	0.3	0.0007	0.0013	0.0041	0.0004	0.0050	04:25:35	Yes

TI



0607173-04 x5
 (Replicate 1)
 (AA)

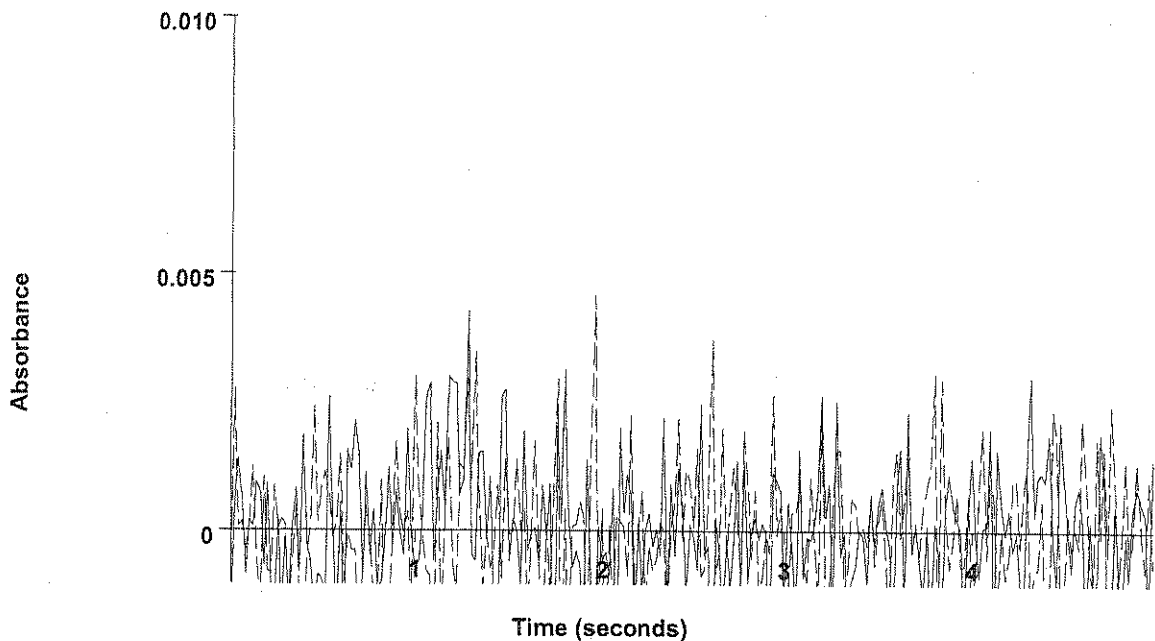
0607173-04 x5
 (Replicate 1)
 (BG)

2	-0.6	-0.6	-0.0008	-0.0002	0.0057	0.0007	0.0035	04:28:24	Yes
Mean:	-0.2	-0.2	0.0000						
SD :	0.62	0.62	0.0011						
%RSD:	354.9	354.9	2321.73						

=====
 Element: Tl Seq. No.: 71 AS Loc.: 27 Date: 07/19/2006
 Sample ID: 0607173-05 x5
 µL dispensed: 10 from 148, 5 from 147, 15 from 27
 =====

Repl #	SampleConc µg/L	StndConc µg/L	BlkCorr Signal	Peak Area	Peak Height	Bkgnd Area	Bkgnd Height	Time	Peak Stored
1	-0.3	-0.3	-0.0003	0.0003	0.0043	0.0003	0.0046	04:31:14	Yes

TI



0607173-05 x5
(Replicate 1)
(AA)
0607173-05 x5
(Replicate 1)
(BG)

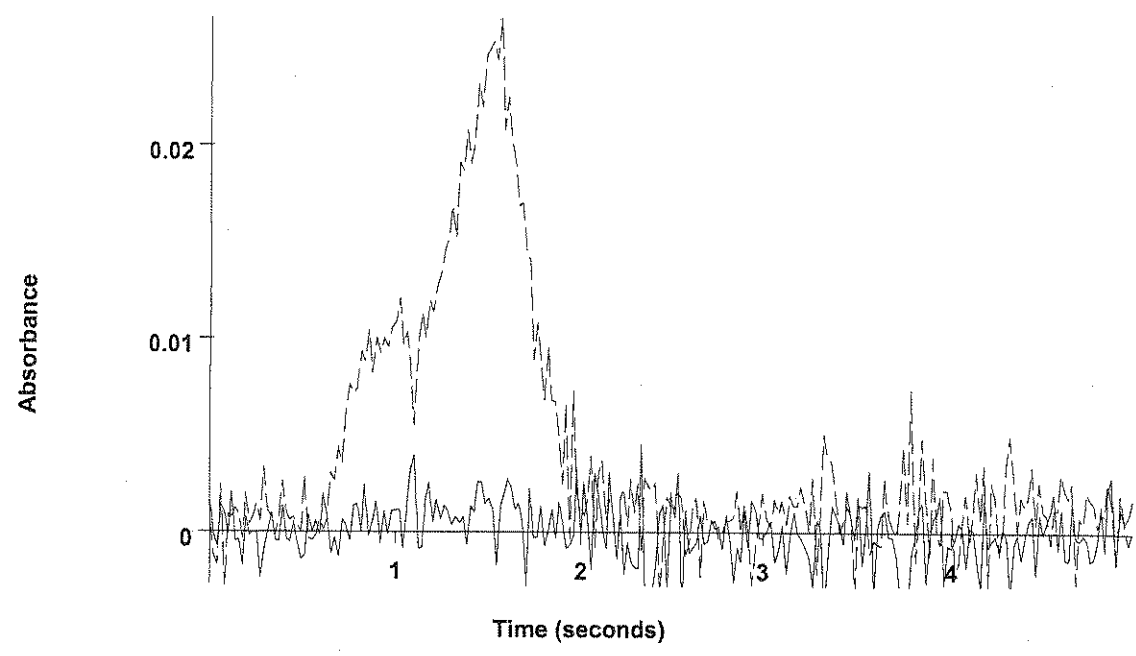
2	0.7	0.7	0.0015	0.0022	0.0048	0.0008	0.0057	04:34:04	Yes
Mean:	0.2	0.2	0.0006						
SD :	0.76	0.76	0.0013						
%RSD:	358.6	358.6	210.54						

ND

=====
Element: Tl Seq. No.: 72 AS Loc.: 28 Date: 07/19/2006
Sample ID: 0607173-06 x5
µL dispensed: 10 from 148, 5 from 147, 15 from 28
=====

Repl #	SampleConc µg/L	StndConc µg/L	BlkCorr Signal	Peak Area	Peak Height	Bkgnd Area	Bkgnd Height	Time	Peak Stored
1	-0.2	-0.2	-0.0002	0.0005	0.0046	0.0201	0.0266	04:36:53	Yes

Tl



 0607173-06 x5
 (Replicate 1)
 (AA)

 0607173-06 x5
 (Replicate 1)
 (BG)

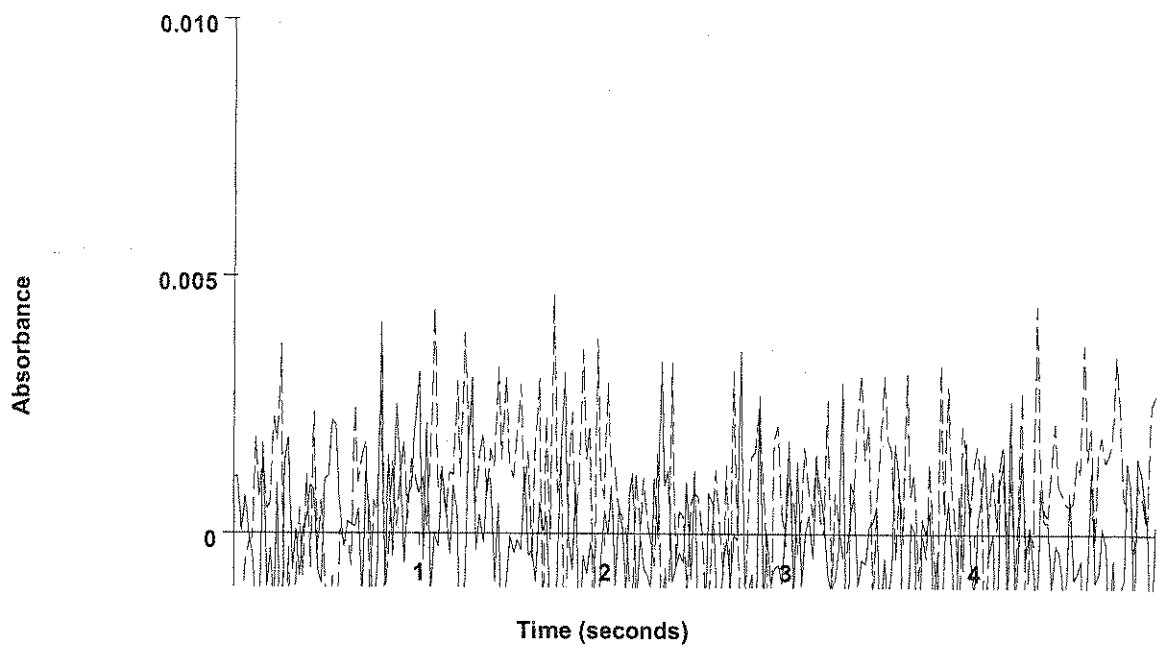
2	0.2	0.2	0.0006	0.0012	0.0045	0.0157	0.0246	04:39:42	Yes
Mean:	0.0	0.0	0.0002						
SD :	0.30	0.30	0.0005						
%RSD:	870.7	870.7	258.42						

Handwritten mark resembling a stylized 'M' or 'W'.

=====
 Element: Tl Seq. No.: 73 AS Loc.: 29 Date: 07/19/2006
 Sample ID: 0607173-07 x5
 µL dispensed: 10 from 148, 5 from 147, 15 from 29
 =====

Repl #	SampleConc µg/L	StndConc µg/L	BlkCorr Signal	Peak Area	Peak Height	Bkgnd Area	Bkgnd Height	Time	Peak Stored
1	-0.8	-0.8	-0.0011	-0.0005	0.0041	0.0038	0.0046	04:42:31	Yes

Tl



0607173-07 x5
(Replicate 1)
(AA)
0607173-07 x5
(Replicate 1)
(BG)

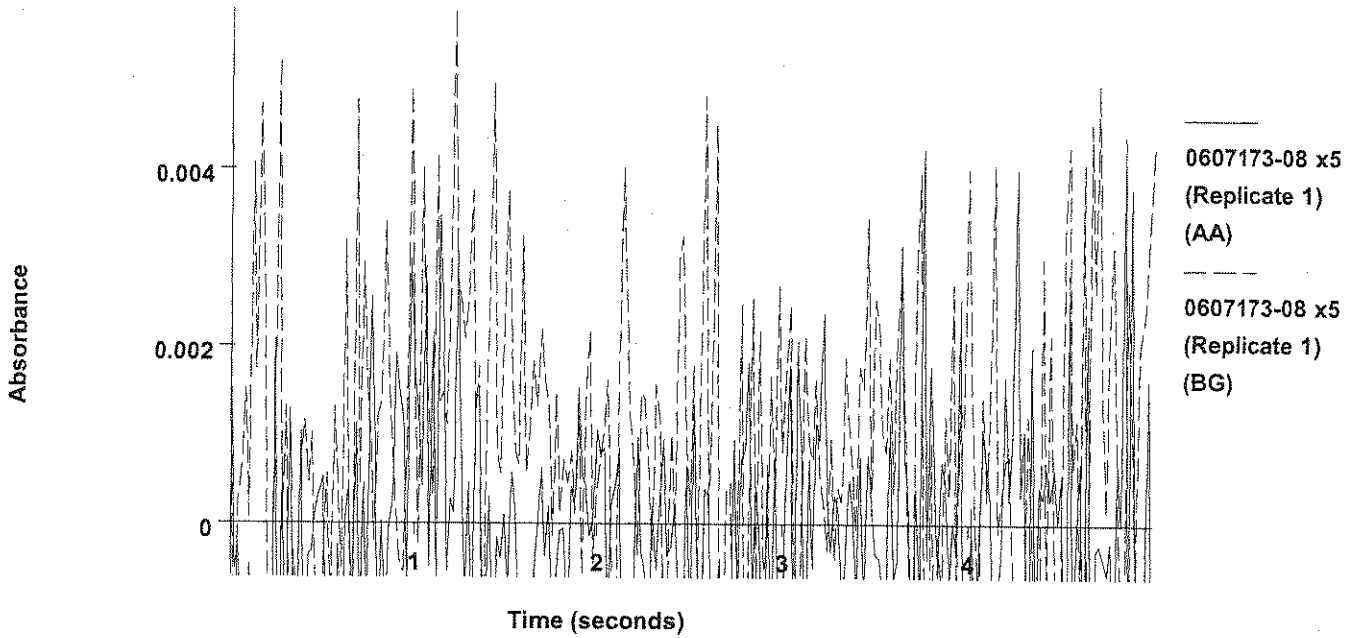
2	0.5	0.5	0.0011	0.0017	0.0048	0.0036	0.0049	04:45:21	Yes
Mean:	-0.2	-0.2	0.0000						
SD :	0.92	0.92	0.0016						
%RSD:	592.2	592.2	12324.47						

Handwritten mark

=====
Element: Tl Seq. No.: 74 AS Loc.: 30 Date: 07/19/2006
Sample ID: 0607173-08 x5
µL dispensed: 10 from 148, 5 from 147, 15 from 30
=====

Repl #	SampleConc µg/L	StndConc µg/L	BlkCorr Signal	Peak Area	Peak Height	Bkgnd Area	Bkgnd Height	Time	Peak Stored
1	-0.7	-0.7	-0.0010	-0.0004	0.0044	0.0051	0.0058	04:48:10	Yes

TI

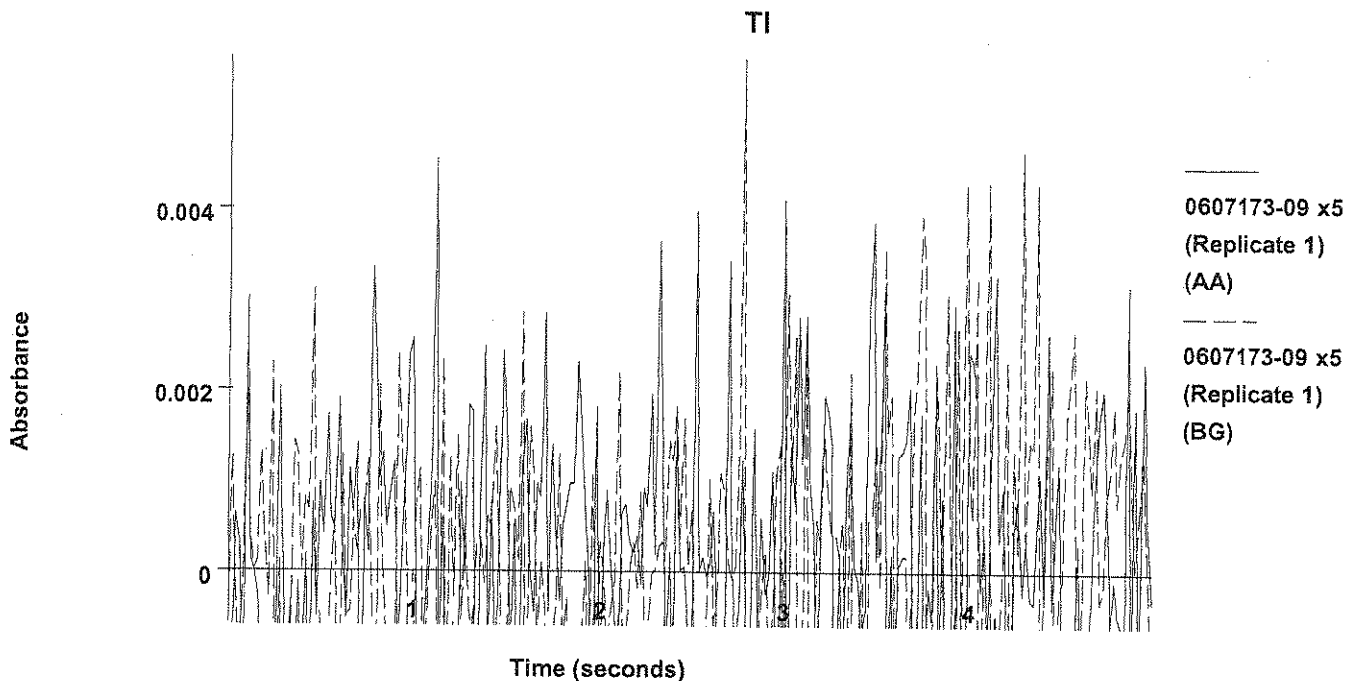


2	0.2	0.2	0.0006	0.0012	0.0048	0.0036	0.0054	04:51:00	Yes
Mean:	-0.3	-0.3	-0.0002						
SD :	0.65	0.65	0.0011						
%RSD:	234.3	234.3	500.42						

Handwritten initials

=====
 Element: Tl Seq. No.: 75 AS Loc.: 31 Date: 07/19/2006
 Sample ID: 0607173-09 x5
 µL dispensed: 10 from 148, 5 from 147, 15 from 31
 =====

Repl #	SampleConc µg/L	StdConc µg/L	BlkCorr Signal	Peak Area	Peak Height	Bkgnd Area	Bkgnd Height	Time	Peak Stored
1	0.3	0.3	0.0008	0.0014	0.0046	0.0012	0.0057	04:53:49	Yes



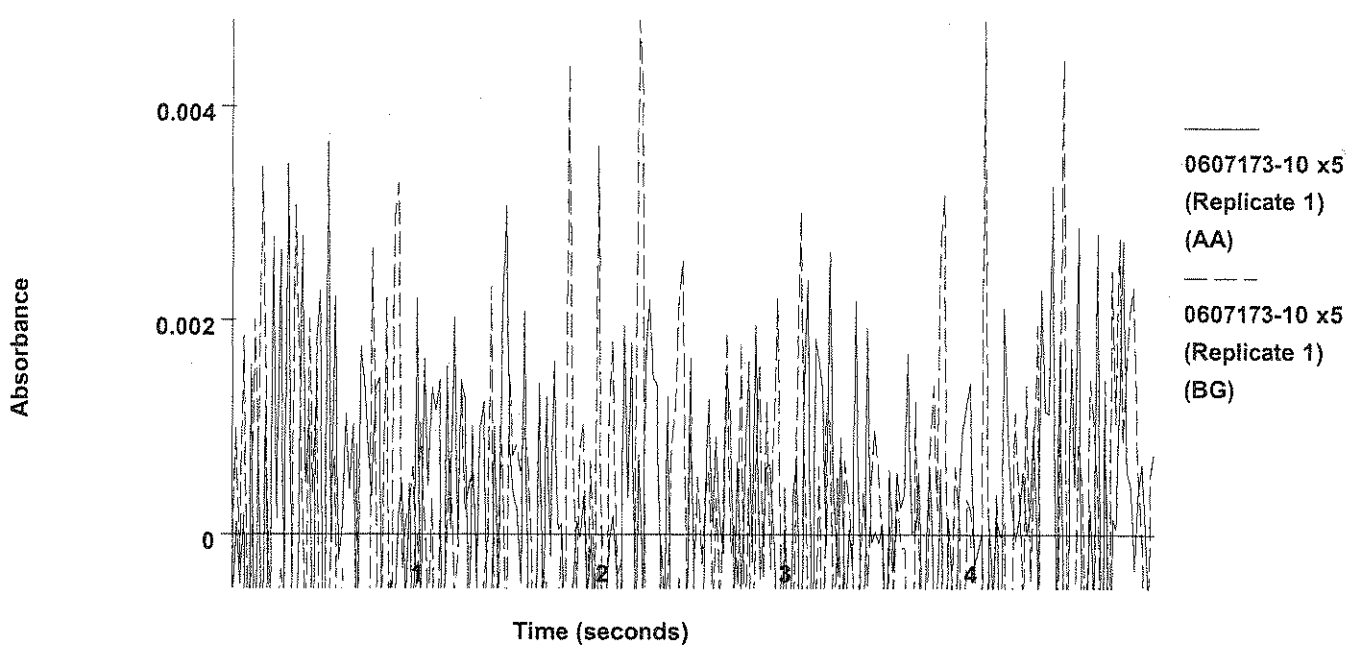
2	-0.1	-0.1	0.0001	0.0007	0.0042	0.0025	0.0044	04:56:39	Yes
Mean:	0.1	0.1	0.0004						
SD :	0.30	0.30	0.0005						
%RSD:	287.0	287.0	119.43						

Handwritten signature or initials

=====
 Element: Tl Seq. No.: 76 AS Loc.: 32 Date: 07/19/2006
 Sample ID: 0607173-10 x5
 µL dispensed: 10 from 148, 5 from 147, 15 from 32
 =====

Repl #	SampleConc µg/L	StdConc µg/L	BlkCorr Signal	Peak Area	Peak Height	Bkgnd Area	Bkgnd Height	Time	Peak Stored
1	0.1	0.1	0.0005	0.0011	0.0037	-0.0001	0.0048	04:59:28	Yes

Tl



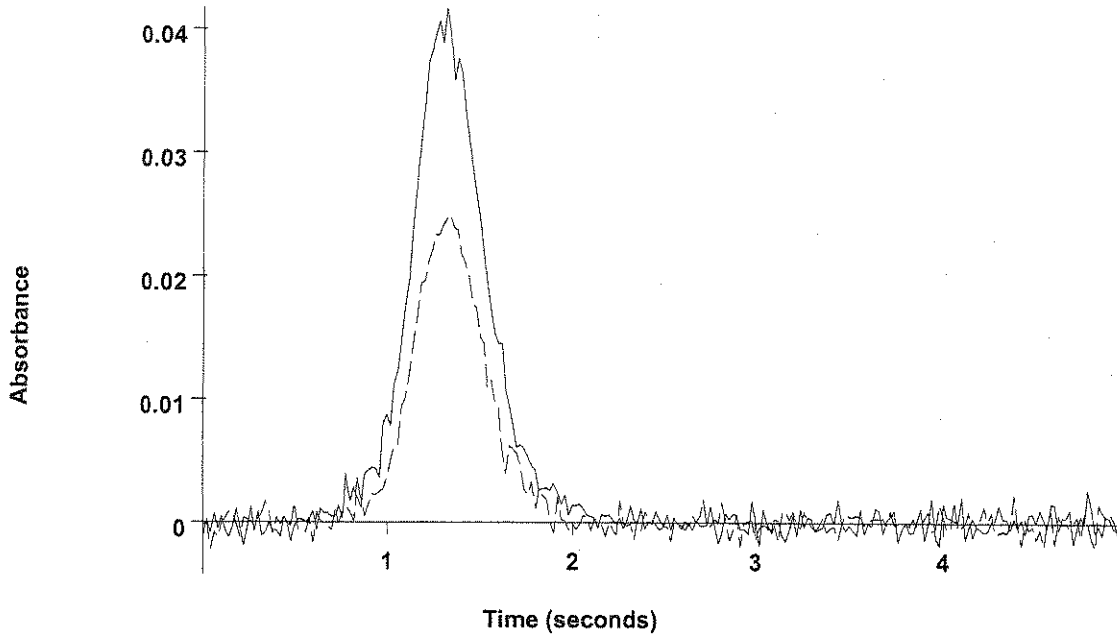
2	-0.4	-0.4	-0.0005	0.0001	0.0048	0.0005	0.0057	05:02:18	Yes
Mean:	-0.1	-0.1	0.0000						
SD :	0.39	0.39	0.0007						
%RSD:	273.6	273.6	8375.54						

Handwritten mark resembling a stylized 'M' or 'W'.

=====
 Element: Tl Seq. No.: 77 AS Loc.: 32 Date: 07/19/2006
 Sample ID: 0607173-10 x5
 µL dispensed: 7 from 148, 5 from 147, 3 from 131, 15 from 32
 =====

Repl #	SampleConc µg/L	StndConc µg/L	BlkCorr Signal	Peak Area	Peak Height	Bkgnd Area	Bkgnd Height	Time	Peak Stored
1	10.9	10.9	0.0190	0.0196	0.0417	0.0113	0.0250	05:05:16	Yes

Tl



0607173-10 x5
 (Replicate 1)
 (AA)
 0607173-10 x5
 (Replicate 1)
 (BG)

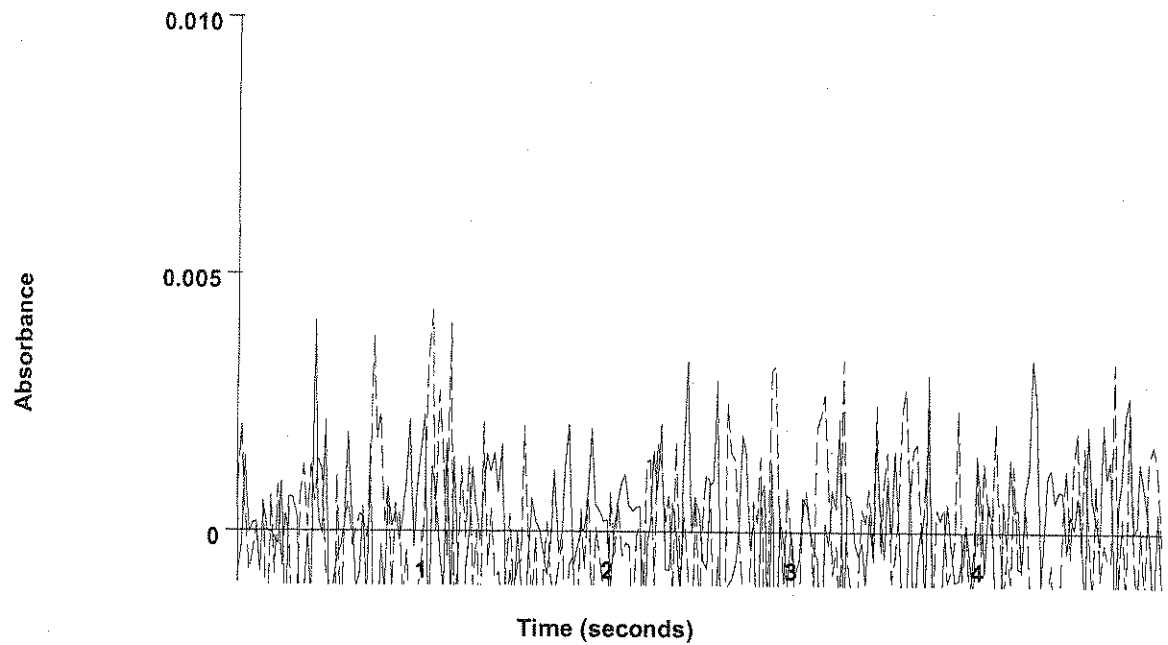
2 12.2 12.2 0.0213 0.0219 0.0444 0.0134 0.0301 05:08:14 Yes
 Mean: 11.6 11.6 0.0202
 SD : 0.94 0.94 0.0016
 %RSD: 8.17 8.17 8.07
 Recovery for Tl = 115.5 %, greater than upper limit 115 %

OK 8/8 7/20/06

=====
 Element: Tl Seq. No.: 78 AS Loc.: 32 Date: 07/19/2006
 Sample ID: 0607173-10 x5
 µL dispensed: 20 from 148, 5 from 147, 5 from 32
 =====

Repl #	SampleConc µg/L	StndConc µg/L	BlkCorr Signal	Peak Area	Peak Height	Bkgnd Area	Bkgnd Height	Time	Peak Stored
1	-0.9	-0.3	-0.0003	0.0003	0.0041	0.0000	0.0043	05:11:03	Yes

TI



0607173-10 x5
 (Replicate 1)
 (AA)

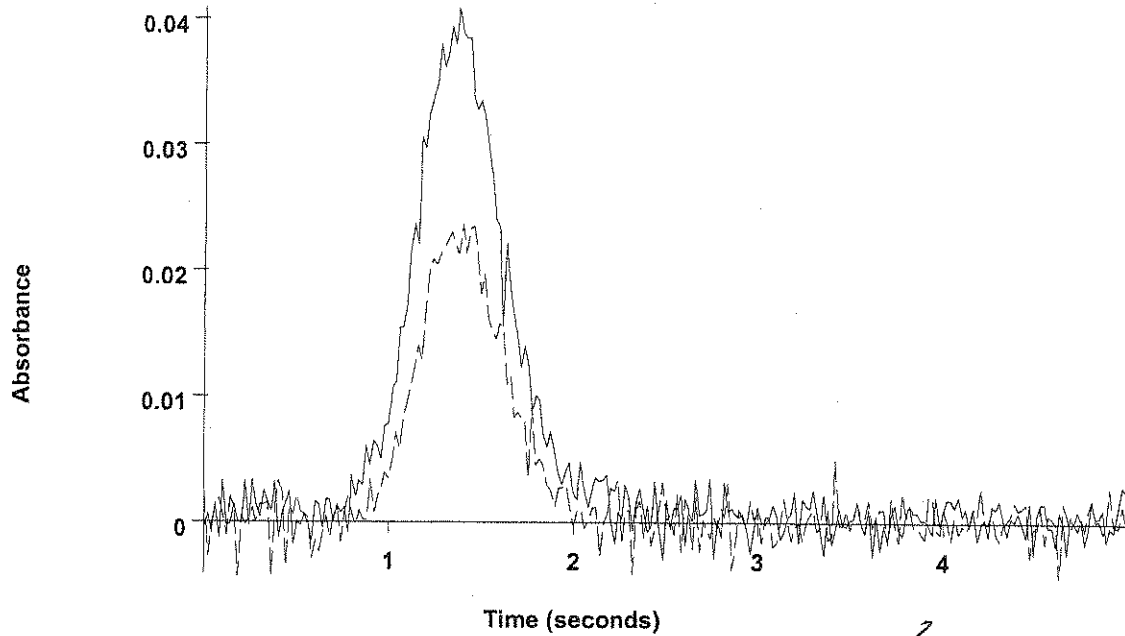
0607173-10 x5
 (Replicate 1)
 (BG)

2	-2.7	-0.9	-0.0013	-0.0007	0.0048	0.0015	0.0050	05:13:53	Yes
Mean:	-1.8	-0.6	-0.0008						
SD :	1.30	0.43	0.0007						
%RSD:	70.82	70.82	93.62						

=====
 Element: Tl Seq. No.: 79 AS Loc: 32 Date: 07/19/2006
 Sample ID: 0607173-10 x5
 µL dispensed: 17 from 148, 5 from 147, 3 from 131, 5 from 32
 =====

Repl #	SampleConc µg/L	StdConc µg/L	BlkCorr Signal	Peak Area	Peak Height	Bkgnd Area	Bkgnd Height	Time	Peak Stored
1	41.8	13.9	0.0242	0.0248	0.0409	0.0136	0.0237	05:16:52	Yes

Tl



0607173-10 x5
(Replicate 1)
(AA)

0607173-10 x5
(Replicate 1)
(BG)

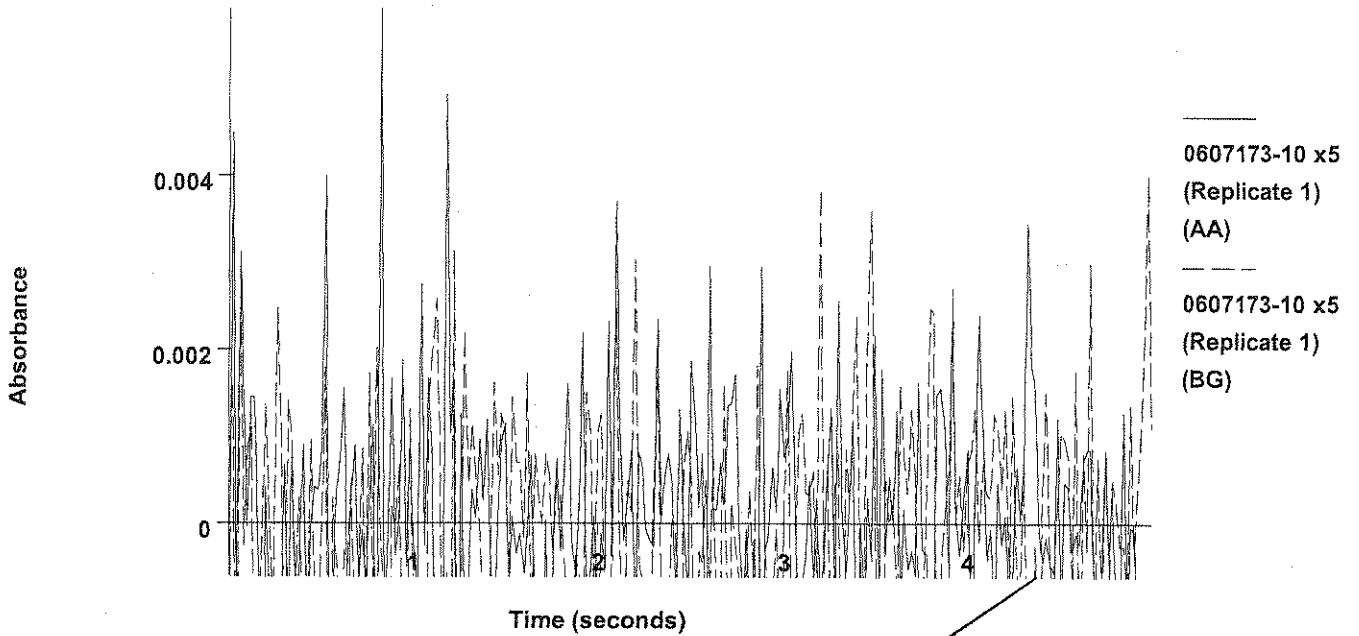
2	38.0	12.7	0.0221	0.0227	0.0415	0.0140	0.0252	05:19:49	Yes
Mean:	39.9	13.3	0.0232						
SD :	2.64	0.88	0.0015						
%RSD:	6.63	6.63	6.56						

Recovery for Tl = 132.9 %, greater than upper limit 115 %

=====
 Element: Tl Seq. No.: 80 AS Loc.: 32 Date: 07/19/2006
 Sample ID: 0607173-10 x5
 µL dispensed: 22 from 148, 5 from 147, 3 from 32
 =====

Repl #	SampleConc µg/L	StndConc µg/L	BlankCorr Signal	Peak Area	Peak Height	Bkgnd Area	Bkgnd Height	Time	Peak Stored
1	-0.7	-0.1	0.0000	0.0006	0.0059	-0.0002	0.0040	05:22:38	Yes

TI

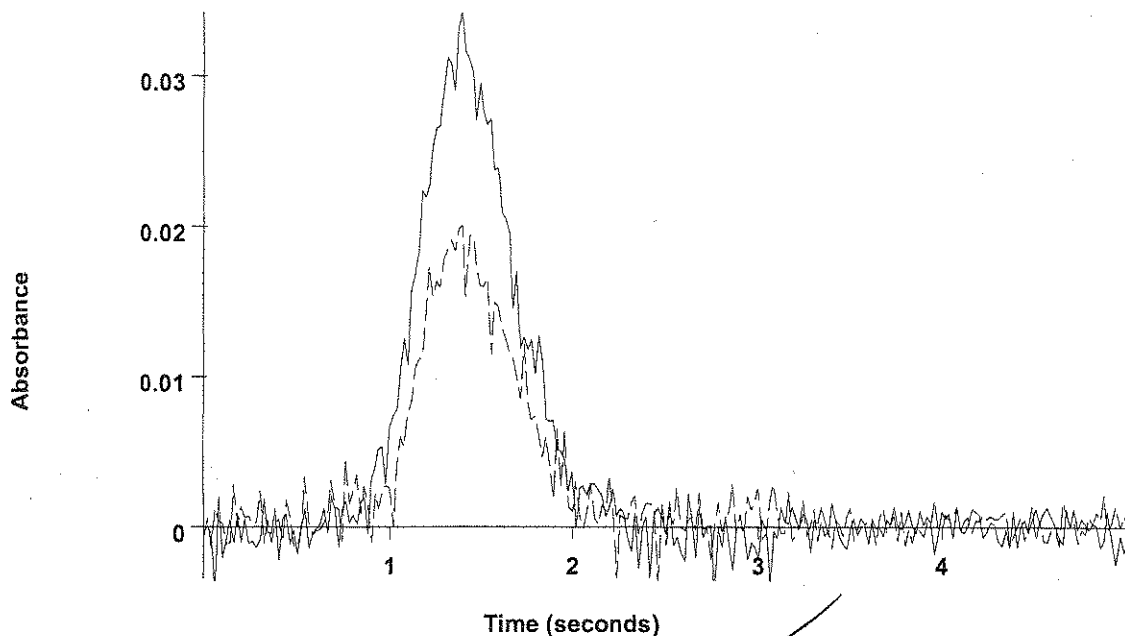


2	0.7	0.1	0.0005	0.0011	0.0043	0.0011	0.0050	05:25:27	Yes
Mean:	0.0	0.0	0.0002						
SD :	1.00	0.20	0.0003						
%RSD:	2636	2636	141.41						

=====
 Element: Tl Seq. No.: 81 AS Loc.: 32 Date: 07/19/2006
 Sample ID: 0607173-10 x5
 µL dispensed: 19 from 148, 5 from 147, 3 from 131, 3 from 32
 =====

Repl #	SampleConc µg/L	StdConc µg/L	BlkCorr: Signal	Peak Area	Peak Height	Bkgnd Area	Bkgnd Height	Time	Peak Stored
1	53.1	10.6	0.0185	0.0192	0.0342	0.0132	0.0201	05:28:25	Yes

Tl



0607173-10 x5
(Replicate 1)
(AA)

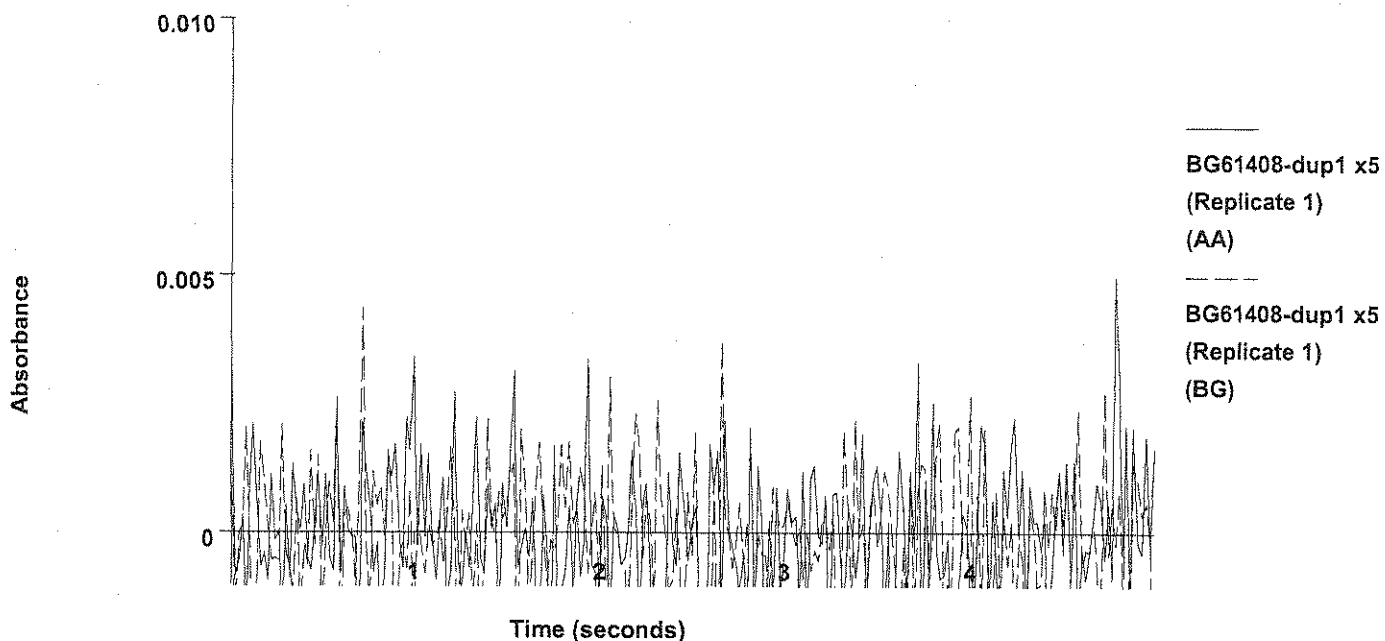
0607173-10 x5
(Replicate 1)
(BG)

2 57.2 11.4 0.0200 ~~0.0206~~ 0.0330 0.0131 0.0201 05:31:22 Yes
Mean: 55.2 11.0 0.0193
SD : 2.93 0.59 0.0010
%RSD: 5.31 5.31 5.24
Recovery for Tl = 110.3 % within 85 % to 115 %

=====
Element: Tl Seq. No.: 82 AS Loc.: 33 Date: 07/19/2006
Sample ID: BG61408-dup1 x5
µL dispensed: 10 from 148, 5 from 147, 15 from 33
=====

Repl #	SampleConc µg/L	StdndConc µg/L	BlnkCorr Signal	Peak Area	Peak Height	Bkgnd Area	Bkgnd Height	Time	Peak Stored
1	-0.4	-0.4	-0.0005	0.0001	0.0050	-0.0001	0.0044	05:34:12	Yes

Tl



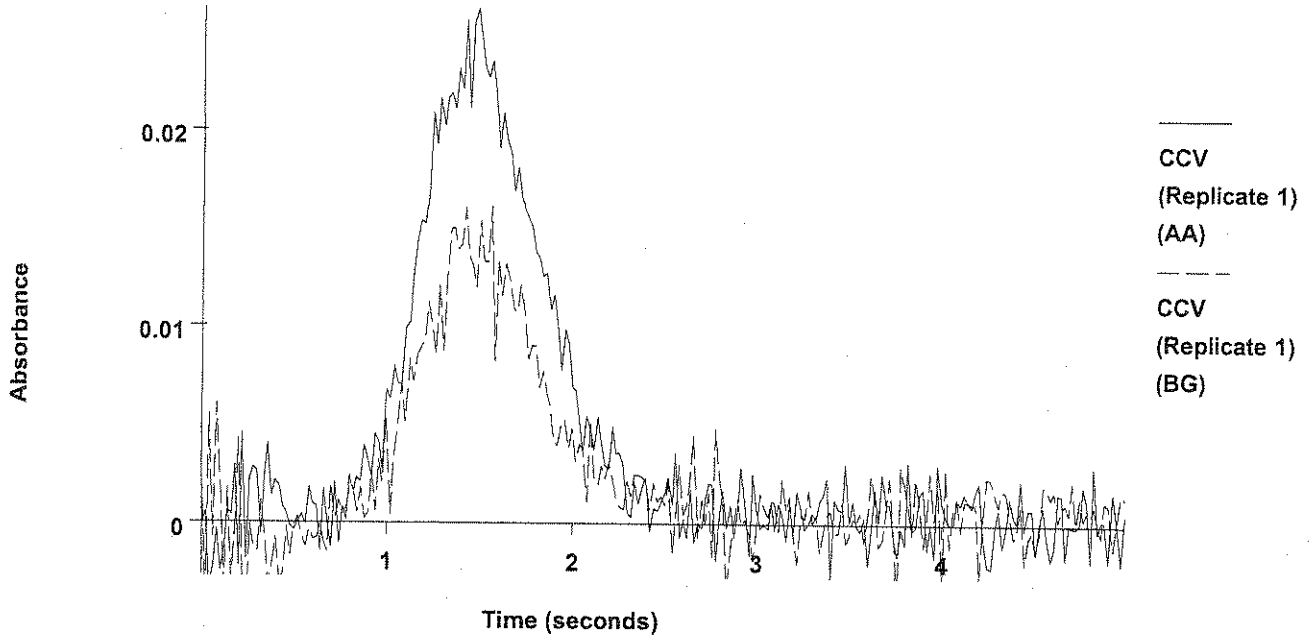
2	0.3	0.3	0.0008	0.0014	0.0051	-0.0004	0.0041	05:37:02	Yes
Mean:	-0.1	-0.1	0.0001						
SD :	0.52	0.52	0.0009						
%RSD:	796.7	796.7	624.84						

Handwritten mark resembling the number 19.

=====
 Element: Tl Seq. No.: 83 AS Loc.: 124 Date: 07/19/2006
 Sample ID: CCV
 µL dispensed: 10 from 148, 5 from 147, 15 from 124
 =====

Repl #	SampleConc µg/L	StndConc µg/L	BlkCorr Signal	Peak Area	Peak Height	Bkgnd Area	Bkgnd Height	Time	Peak Stored
1	11.1	11.1	0.0194	0.0200	0.0262	0.0121	0.0161	05:39:54	Yes

TI



 CCV
 (Replicate 1)
 (AA)

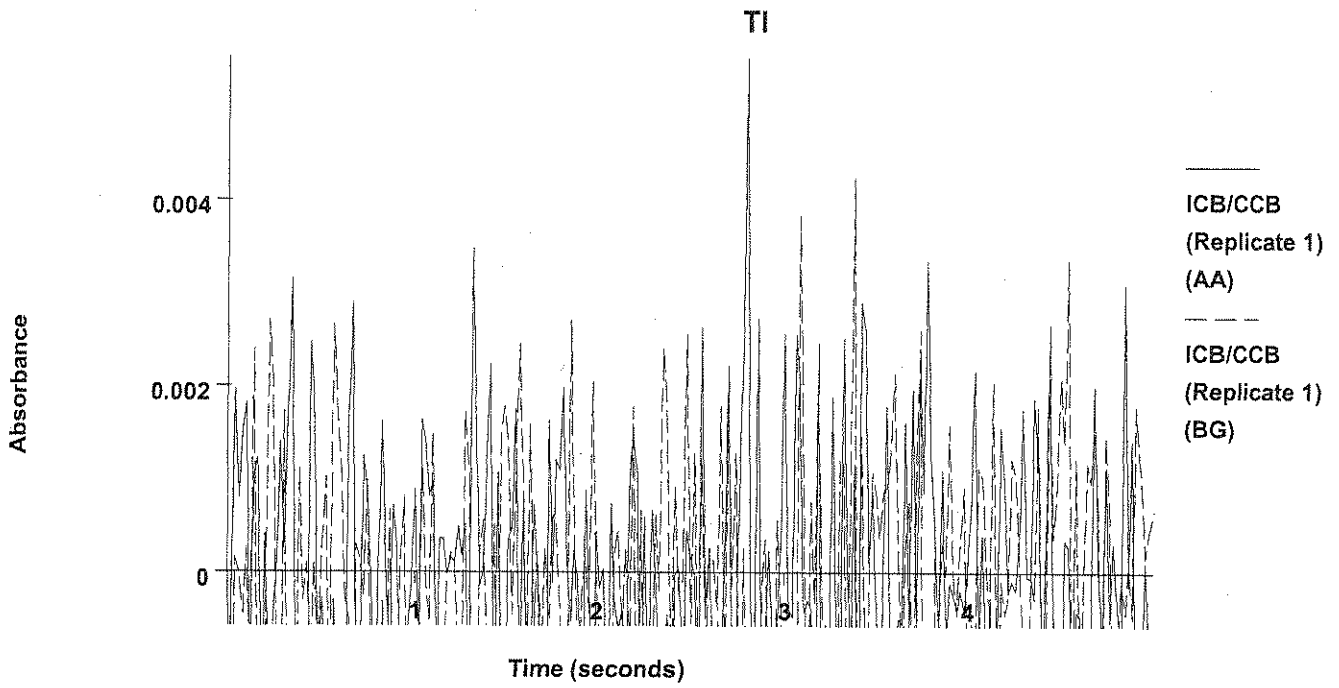
 CCV
 (Replicate 1)
 (BG)

2	10.3	10.3	0.0180	0.0186	0.0252	0.0123	0.0176	05:42:45	Yes
Mean:	10.7	10.7	0.0187						
SD :	0.60	0.60	0.0010						
%RSD:	5.63	5.63	5.55						

QC value within specified limits. ✓

=====
 Element: T1 Seq. No.: 84 AS Loc.: 148 Date: 07/19/2006
 Sample ID: ICB/CCB
 µL dispensed: 10 from 148, 5 from 147, 15 from 148

Repl #	SampleConc µg/L	StndConc µg/L	Blncorr Signal	Peak Area	Peak Height	Bkgnd Area	Bkgnd Height	Time	Peak Stored
1	-0.5	-0.5	-0.0006	0.0000	0.0055	-0.0008	0.0042	05:45:35	Yes



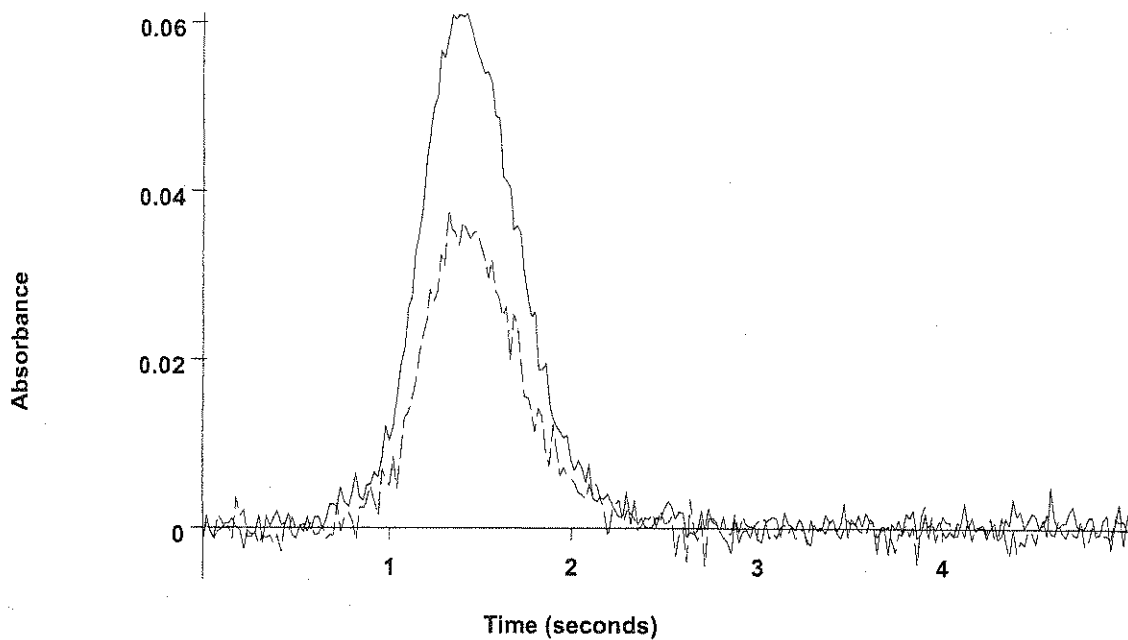
2	-0.1	-0.1	0.0001	0.0007	0.0038	-0.0012	0.0051	05:48:24	Yes
Mean:	-0.3	-0.3	-0.0002						
SD :	0.30	0.30	0.0005						
%RSD:	103.5	103.5	213.48						

QC value within specified limits. ✓

=====
 Element: Tl Seq. No.: 85 AS Loc.: 34 Date: 07/19/2006
 Sample ID: BG61408-msl x20
 µL dispensed: 10 from 148, 5 from 147, 15 from 34
 =====

Repl #	SampleConc µg/L	StdConc µg/L	BlkCorr Signal	Peak Area	Peak Height	Bkgnd Area	Bkgnd Height	Time	Peak Stored
1	23.7	23.7	0.0411	0.0417	0.0610	0.0231	0.0377	05:51:14	Yes

TI



 BG61408-ms1 x20
 (Replicate 1)
 (AA)

 BG61408-ms1 x20
 (Replicate 1)
 (BG)

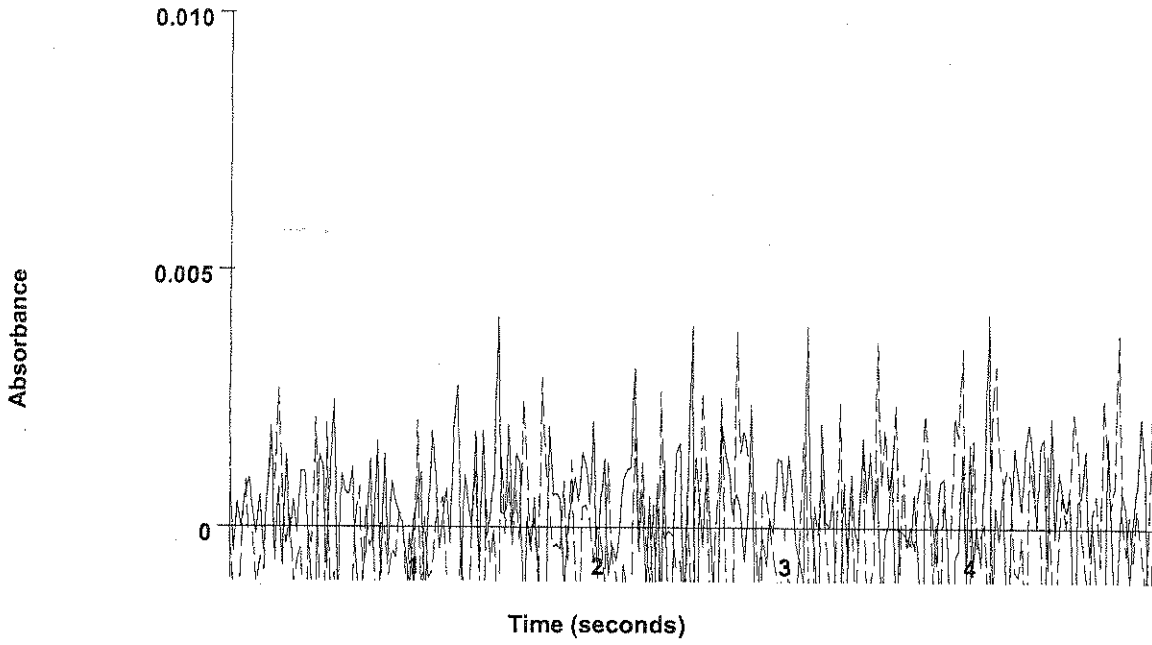
2	22.6	22.6	0.0392	-0.0399	0.0647	0.0230	0.0416	05:54:04	Yes
Mean:	23.2	23.2	0.0402						
SD :	0.76	0.76	0.0013						
%RSD:	3.28	3.28	3.26						

0.35

=====
 Element: T1 Seq. No.: 86 AS Loc.: 35 Date: 07/19/2006
 Sample ID: BG61408-sd1 x25
 µL dispensed: 10 from 148, 5 from 147, 15 from 35

Repl #	SampleConc µg/L	StdConc µg/L	BlkCorr Signal	Peak Area	Peak Height	Bkgnd Area	Bkgnd Height	Time	Peak Stored
1	0.1	0.1	0.0005	0.0011	0.0042	-0.0004	0.0038	05:56:54	Yes

TI



 BG61408-sd1 x25
 (Replicate 1)
 (AA)

 BG61408-sd1 x25
 (Replicate 1)
 (BG)

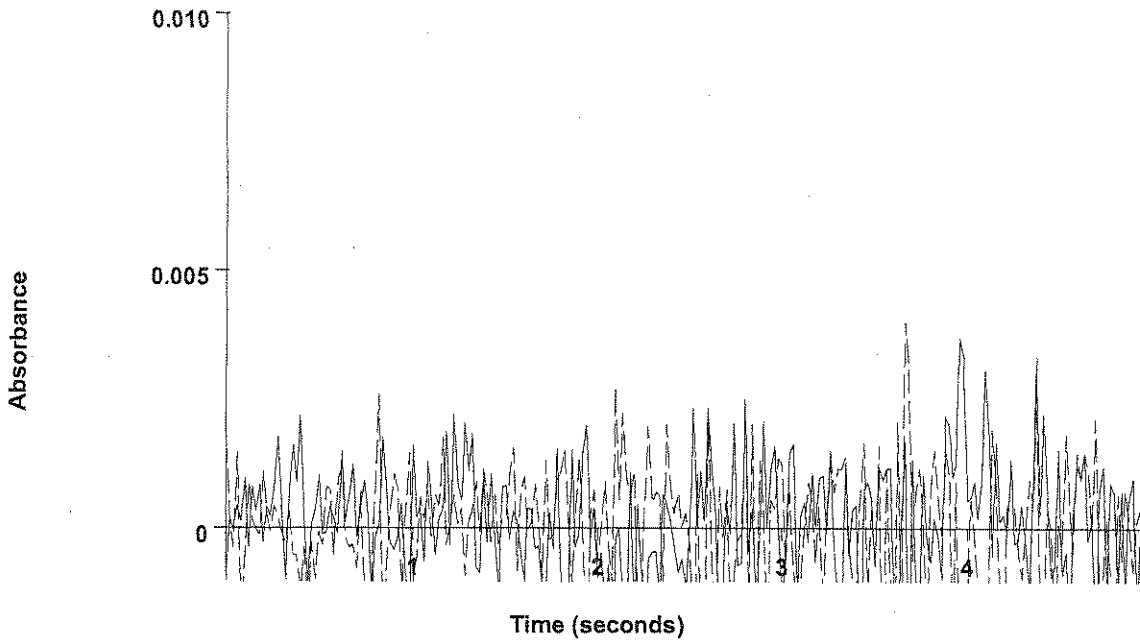
2	-0.3	-0.3	-0.0003	0.0003	0.0038	0.0008	0.0044	05:59:44	Yes
Mean:	-0.1	-0.1	0.0001						
SD :	0.31	0.31	0.0005						
%RSD:	323.6	323.6	578.05						

PD

=====
 Element: Tl Seq. No.: 87 AS Loc.: 36 Date: 07/19/2006
 Sample ID: 0607173-11 x5
 µL dispensed: 10 from 148, 5 from 147, 15 from 36
 =====

Repl #	SampleConc µg/L	StndConc µg/L	BlnkCorr Signal	Peak Area	Peak Height	Bkgnd Area	Bkgnd Height	Time	Peak Stored
1	0.0	0.0	0.0003	0.0009	0.0037	0.0002	0.0040	06:02:34	Yes

TI



0607173-11 x5
 (Replicate 1)
 (AA)

0607173-11 x5
 (Replicate 1)
 (BG)

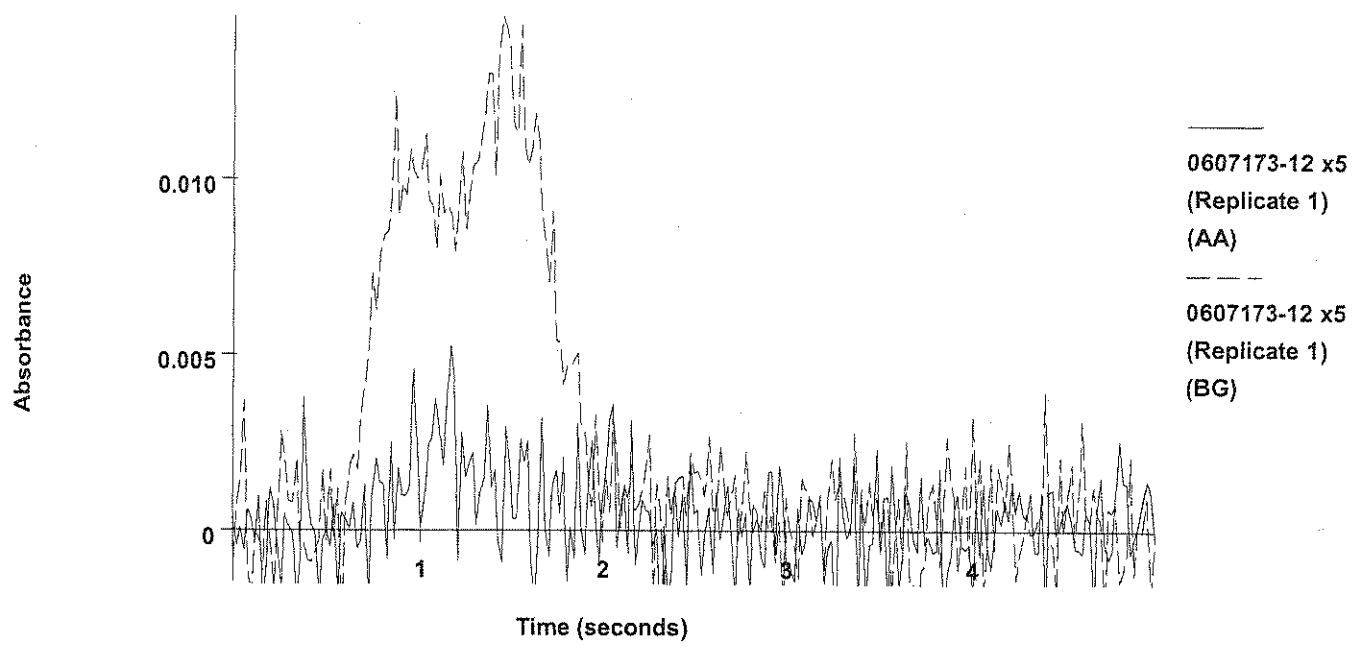
2	0.4	0.4	0.0010	0.0016	0.0040	-0.0005	0.0038	06:05:25	Yes
Mean:	0.2	0.2	0.0006						
SD :	0.28	0.28	0.0005						
%RSD:	125.0	125.0	75.12						

PD

=====
 Element: Tl Seq. No.: 88 AS Loc.: 37 Date: 07/19/2006
 Sample ID: 0607173-12 x5
 µL dispensed: 10 from 148, 5 from 147, 15 from 37
 =====

Repl #	SampleConc µg/L	StndConc µg/L	BlnkCorr Signal	Peak Area	Peak Height	Bkgnd Area	Bkgnd Height	Time	Peak Stored
1	0.6	0.6	0.0014	0.0020	0.0053	0.0134	0.0146	06:08:15	Yes

Tl



 0607173-12 x5
 (Replicate 1)
 (AA)

 0607173-12 x5
 (Replicate 1)
 (BG)

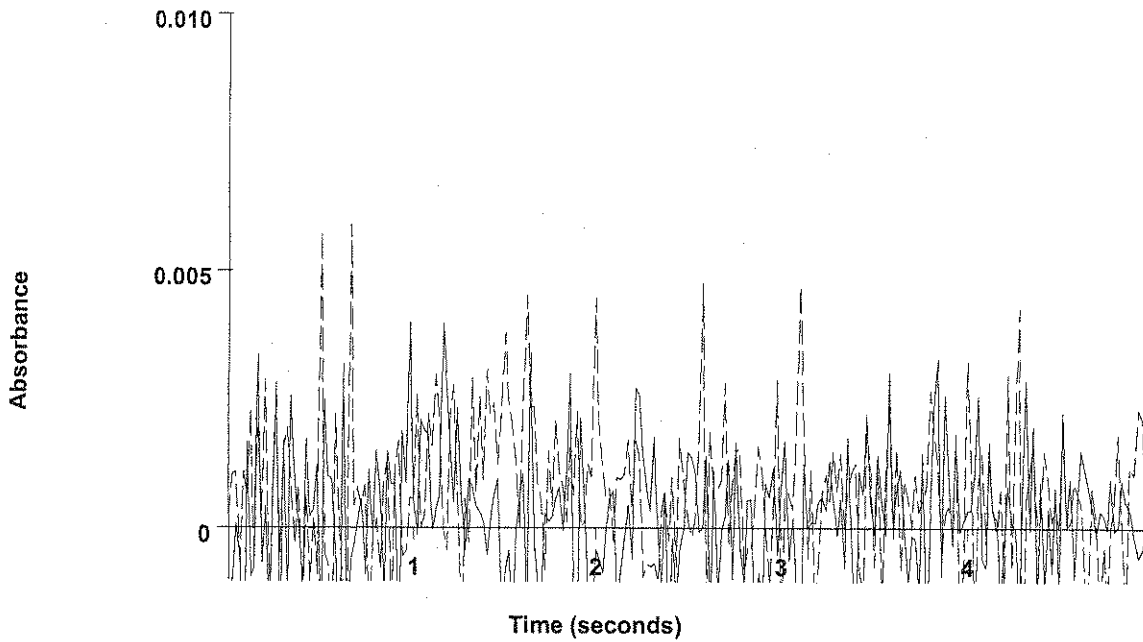
2	0.4	0.4	0.0009	0.0015	0.0055	0.0041	0.0059	06:11:05	Yes
Mean:	0.5	0.5	0.0011						
SD :	0.21	0.21	0.0004						
%RSD:	41.04	41.04	31.68						

Handwritten initials 'PJ'

=====
 Element: Tl Seq. No.: 89 AS Loc.: 38 Date: 07/19/2006
 Sample ID: 0607173-13 x5
 µL dispensed: 10 from 148, 5 from 147, 15 from 38
 =====

Repl #	SampleConc µg/L	StndConc µg/L	BlnkCorr Signal	Peak Area	Peak Height	Bkgnd Area	Bkgnd Height	Time	Peak Stored
1	0.3	0.3	0.0007	0.0013	0.0040	0.0036	0.0059	06:13:56	Yes

Tl



 0607173-13 x5
 (Replicate 1)
 (AA)

 0607173-13 x5
 (Replicate 1)
 (BG)

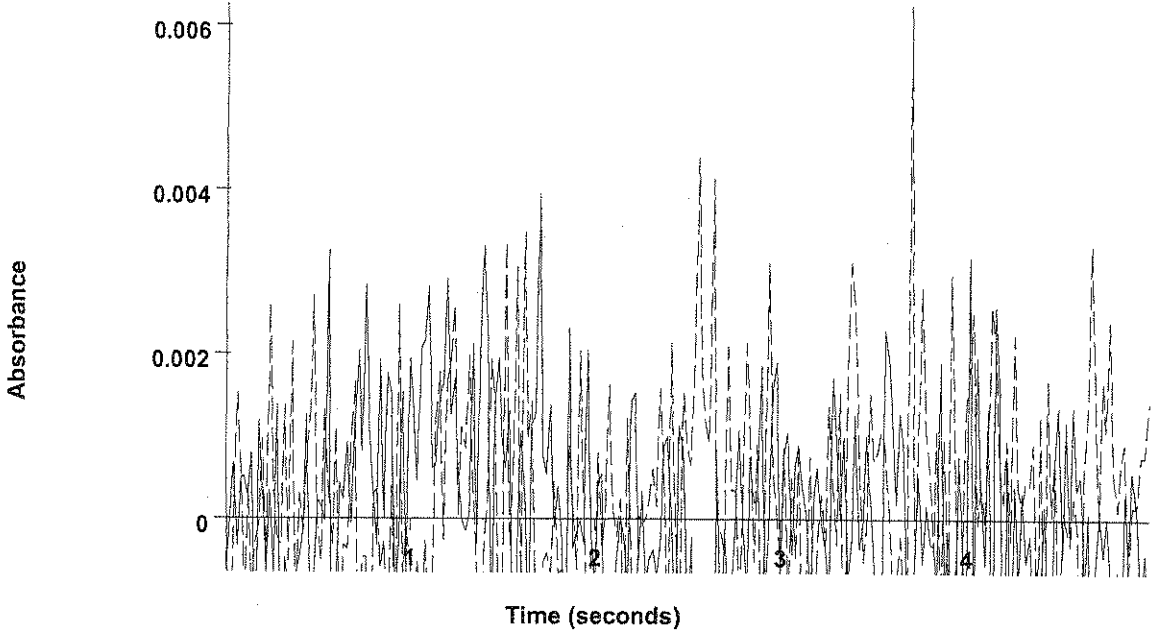
2	0.4	0.4	0.0010	0.0016	0.0042	0.0252	0.0337	06:16:46	Yes
Mean:	0.3	0.3	0.0009						
SD :	0.10	0.10	0.0002						
%RSD:	29.04	29.04	20.36						

Handwritten mark resembling a stylized 'P' or 'D' with a checkmark.

=====
 Element: Tl Seq. No.: 90 AS Loc.: 39 Date: 07/19/2006
 Sample ID: 0607173-14 x5
 µL dispensed: 10 from 148, 5 from 147, 15 from 39
 =====

Repl #	SampleConc µg/L	StndConc µg/L	BlkCorr Signal	Peak Area	Peak Height	Bkgnd Area	Bkgnd Height	Time	Peak Stored
1	-0.2	-0.2	-0.0001	0.0005	0.0040	0.0016	0.0063	06:19:36	Yes

TI



0607173-14 x5
 (Replicate 1)
 (AA)

0607173-14 x5
 (Replicate 1)
 (BG)

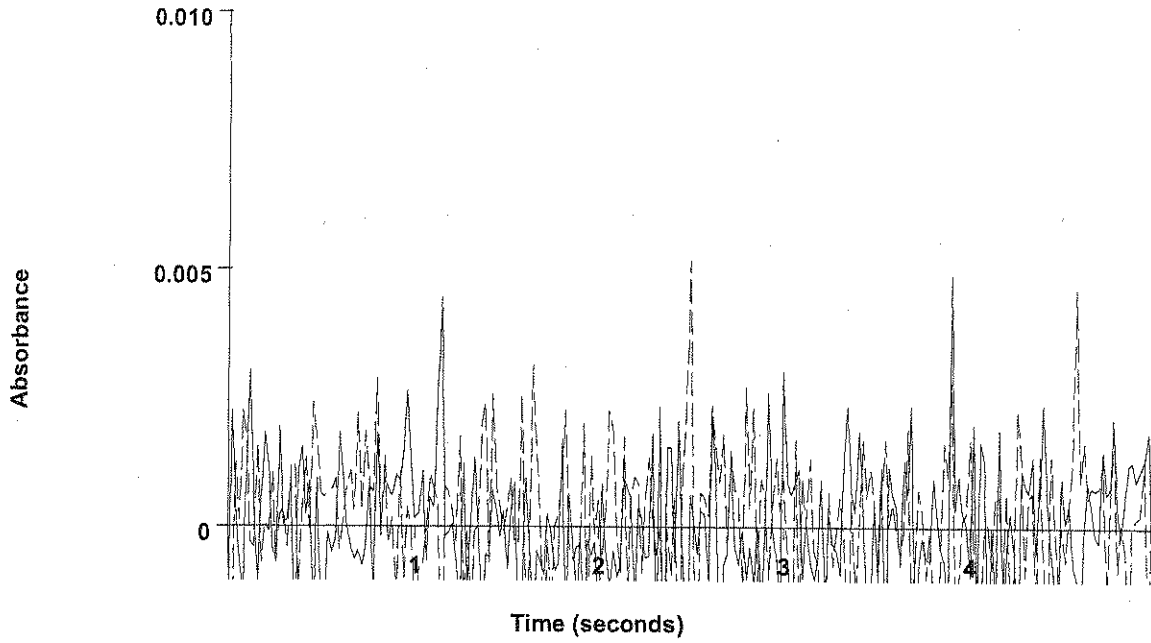
2	-0.6	-0.6	-0.0008	-0.0002	0.0045	0.0028	0.0059	06:22:27	Yes
Mean:	-0.4	-0.4	-0.0004						
SD :	0.28	0.28	0.0005						
%RSD:	70.55	70.55	112.37						

Handwritten mark resembling the number '49'.

=====
 Element: Tl Seq. No.: 91 AS Loc.: 40 Date: 07/19/2006
 Sample ID: 0607173-15 x5
 µL dispensed: 10 from 148, 5 from 147, 15 from 40
 =====

Repl #	SampleConc µg/L	StndConc µg/L	BlkCorr Signal	Peak Area	Peak Height	Bkgnd Area	Bkgnd Height	Time	Peak Stored
1	-0.3	-0.3	-0.0003	0.0003	0.0049	0.0010	0.0052	06:25:18	Yes

TI



0607173-15 x5
 (Replicate 1)
 (AA)

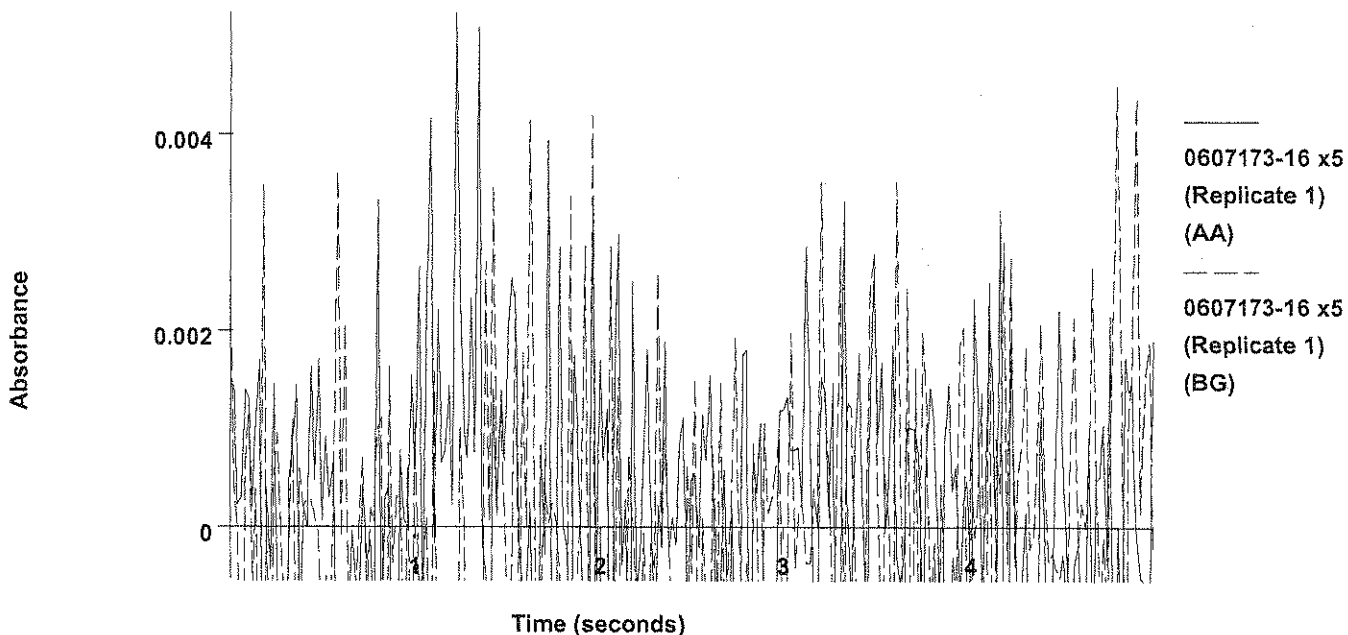
0607173-15 x5
 (Replicate 1)
 (BG)

2	0.1	0.1	0.0005	0.0011	0.0045	0.0072	0.0114	06:28:08	Yes
Mean:	-0.1	-0.1	0.0001						
SD :	0.32	0.32	0.0005						
%RSD:	319.2	319.2	654.59						

=====
 Element: Tl Seq. No.: 92 AS Loc.: 41 Date: 07/19/2006
 Sample ID: 0607173-16 x5
 µL dispensed: 10 from 148, 5 from 147, 15 from 41
 =====

Repl #	SampleConc µg/L	StndConc µg/L	BlkCorr Signal	Peak Area	Peak Height	Bkgnd Area	Bkgnd Height	Time	Peak Stored
1	0.3	0.3	0.0007	0.0013	0.0052	0.0000	0.0045	06:30:58	Yes

Tl

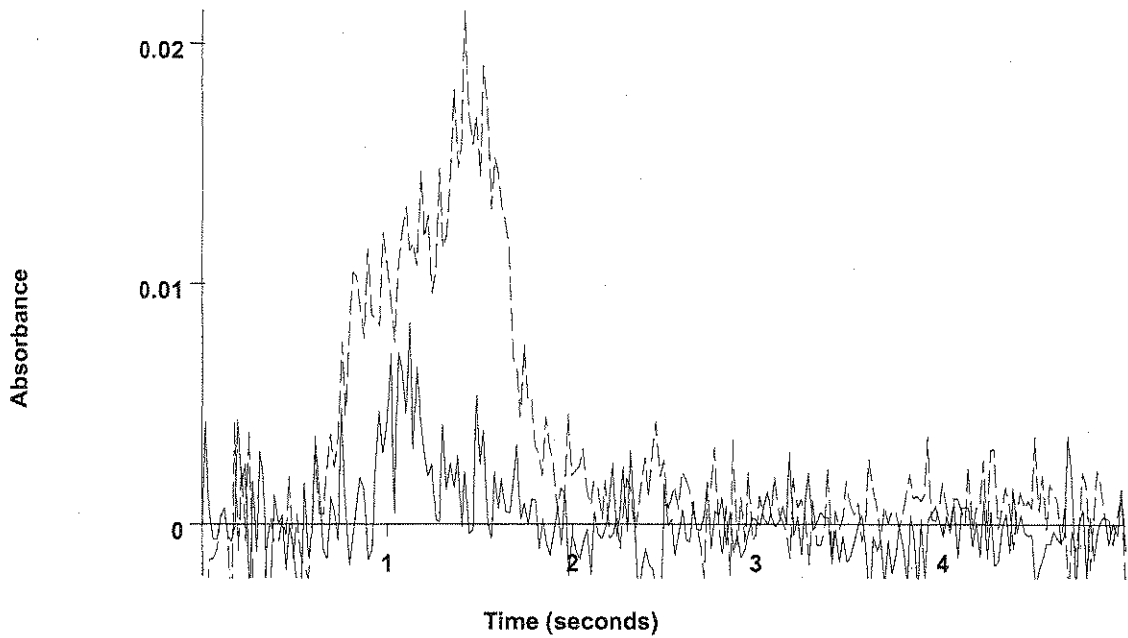


- 2	-0.3	-0.3	-0.0002	0.0004	0.0039	0.0020	0.0056	06:33:48	Yes
Mean:	0.0	0.0	0.0003						
SD :	0.36	0.36	0.0006						
%RSD:	46760	46760	244.19						

=====
 Element: Tl Seq. No.: 93 AS Loc.: 42 Date: 07/19/2006
 Sample ID: 0607173-17 x5
 µL dispensed: 10 from 148, 5 from 147, 15 from 42
 =====

Repl #	SampleConc µg/L	StdConc µg/L	BlkCorr Signal	Peak Area	Peak Height	Bkgnd Area	Bkgnd Height	Time	Peak Stored
1	0.3	0.3	0.0007	0.0013	0.0084	0.0147	0.0214	06:36:39	Yes

TI



 0607173-17 x5
 (Replicate 1)
 (AA)

 0607173-17 x5
 (Replicate 1)
 (BG)

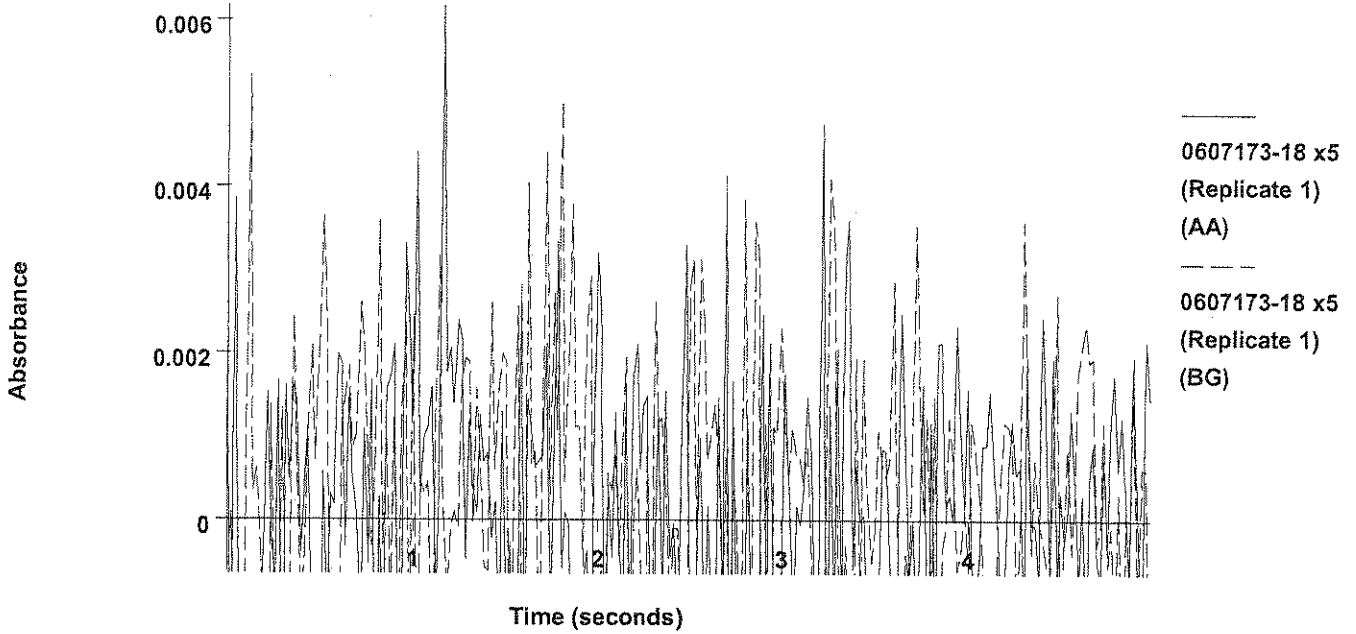
2	1.1	1.1	0.0021	0.0027	0.0057	0.0155	0.0189	06:39:28	Yes
Mean:	0.7	0.7	0.0014						
SD :	0.58	0.58	0.0010						
%RSD:	86.32	86.32	70.67						

Handwritten signature or initials

=====
 Element: T1 Seq. No.: 94 AS Loc.: 43 Date: 07/19/2006
 Sample ID: 0607173-18 x5
 µL dispensed: 10 from 148, 5 from 147, 15 from 43
 =====

Repl #	SampleConc µg/L	StdConc µg/L	BlkCorr Signal	Peak Area	Peak Height	Bkgnd Area	Bkgnd Height	Time	Peak Stored
1	0.1	0.1	0.0004	0.0010	0.0062	0.0015	0.0053	06:42:17	Yes

TI



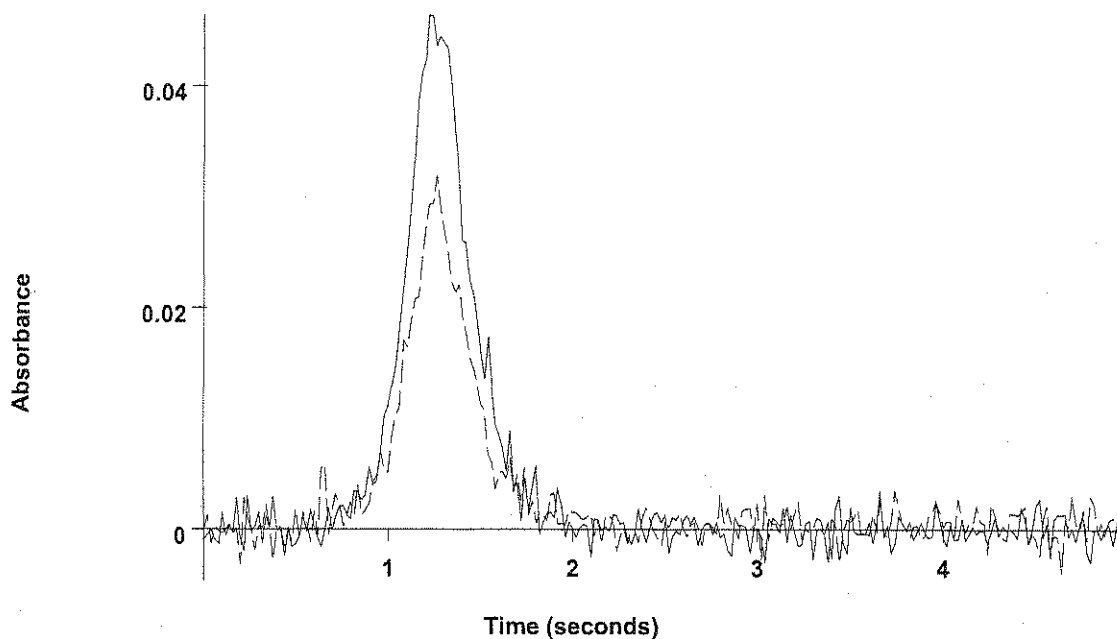
2	0.2	0.2	0.0007	0.0013	0.0023	0.0002	0.0023	06:45:07	Yes
Mean:	0.2	0.2	0.0005						
SD :	0.13	0.13	0.0002						
%RSD:	83.67	83.67	42.25						

Handwritten signature

=====
 Element: Tl Seq. No.: 95 AS Loc.: 43 Date: 07/19/2006
 Sample ID: 0607173-18 x5
 µL dispensed: 7 from 148, 5 from 147, 3 from 131, 15 from 43
 =====

Repl #	SampleConc µg/L	StdConc µg/L	BlkCorr Signal	Peak Area	Peak Height	Bkgnd Area	Bkgnd Height	Time	Peak Stored
1	10.7	10.7	0.0187	0.0193	0.0464	0.0143	0.0319	06:48:05	Yes

Tl



0607173-18 x5
(Replicate 1)
(AA)

0607173-18 x5
(Replicate 1)
(BG)

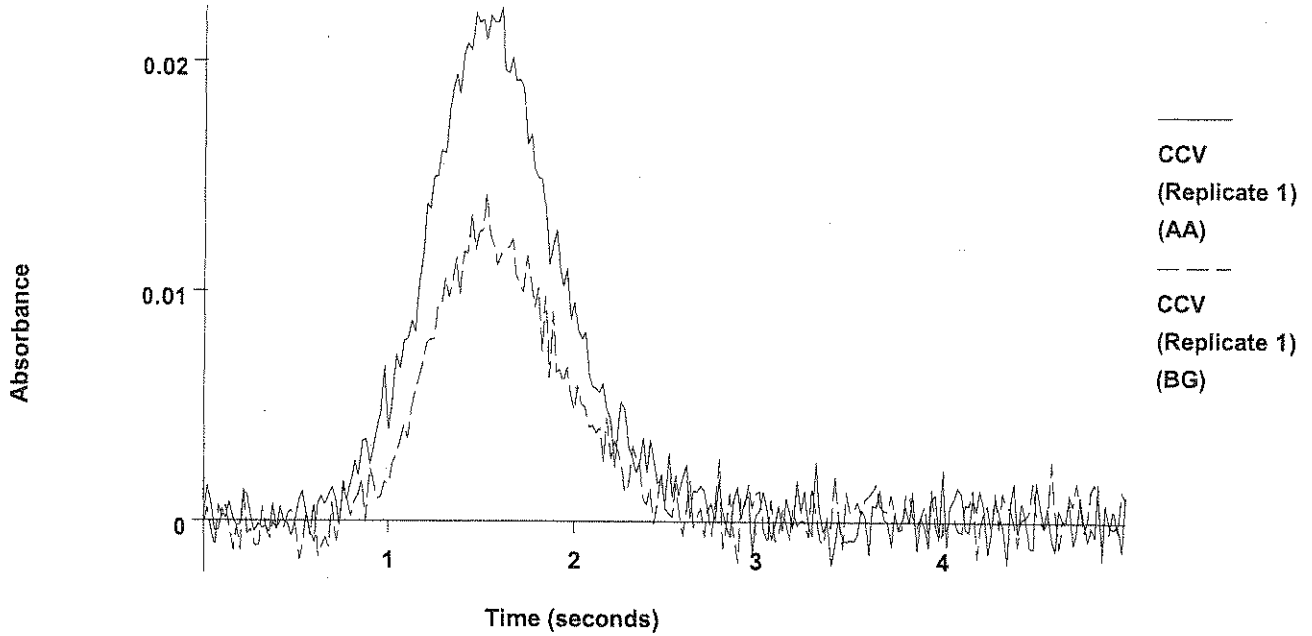
2	11.4	11.4	0.0198	0.0204	0.0472	0.0127	0.0283	06:51:05	Yes
Mean:	11.0	11.0	0.0192						
SD :	0.48	0.48	0.0008						
%RSD:	4.34	4.34	4.28						

Recovery for Tl = 110.3 % within 85 % to 115 %

=====
 Element: Tl Seq. No.: 96 AS Loc.: 124 Date: 07/19/2006
 Sample ID: CCV
 µL dispensed: 10 from 148, 5 from 147, 15 from 124
 =====

Repl #	SampleConc µg/L	StndConc µg/L	BlnkCorr Signal	Peak Area	Peak Height	Bkgnd Area	Bkgnd Height	Time	Peak Stored
1	10.7	10.7	0.0187	0.0193	0.0223	0.0113	0.0143	06:53:57	Yes

Tl



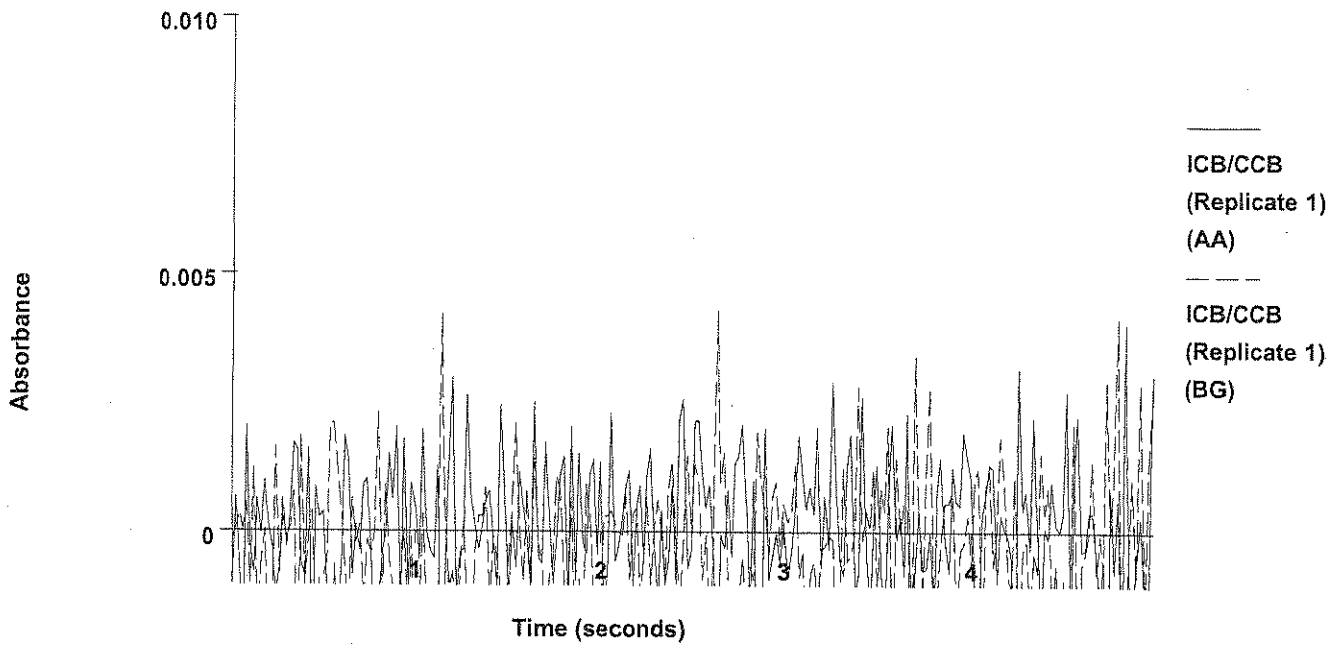
2	9.1	9.1	0.0159	0.0165	0.0235	0.0100	0.0148	06:56:48	Yes
Mean:	9.9	9.9	0.0173						
SD :	1.13	1.13	0.0019						
%RSD:	11.39	11.39	11.22						

QC value within specified limits. ✓

=====
 Element: Tl Seq. No.: 97 AS Loc.: 148 Date: 07/19/2006
 Sample ID: ICB/CCB
 µL dispensed: 10 from 148, 5 from 147, 15 from 148
 =====

Repl #	SampleConc µg/L	StndConc µg/L	BlnkCorr Signal	Peak Area	Peak Height	Bkgnd Area	Bkgnd Height	Time	Peak Stored
1	-0.1	-0.1	0.0000	0.0006	0.0040	-0.0011	0.0043	06:59:38	Yes

TI



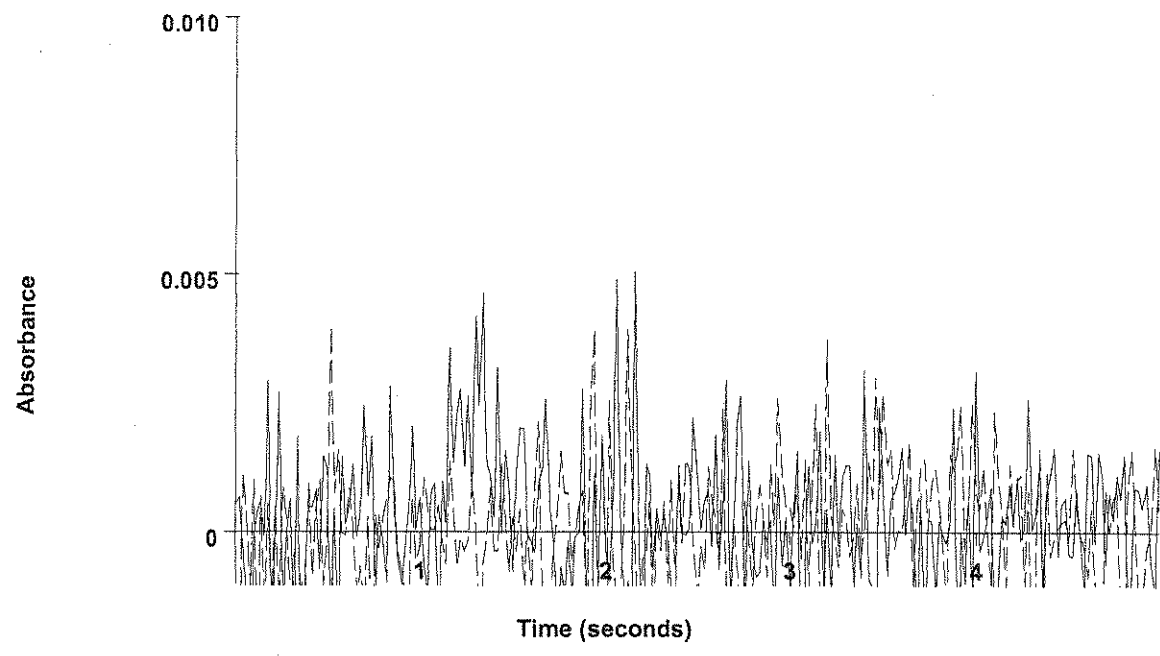
2	-0.4	-0.4	-0.0004	0.0002	0.0038	0.0005	0.0038	07:02:28	Yes
Mean:	-0.3	-0.3	-0.0002						
SD :	0.16	0.16	0.0003						
%RSD:	60.98	60.98	144.90						

QC value within specified limits. ✓

=====
 Element: Tl Seq. No.: 98 AS Loc.: 44 Date: 07/19/2006
 Sample ID: BG61408-dup2 x5
 µL dispensed: 10 from 148, 5 from 147, 15 from 44
 =====

Repl #	SampleConc µg/L	StndConc µg/L	BlkCorr Signal	Peak Area	Peak Height	Bkgnd Area	Bkgnd Height	Time	Peak Stored
1	0.4	0.4	0.0009	0.0015	0.0051	0.0004	0.0040	07:05:18	Yes

TI



BG61408-dup2 x5
(Replicate 1)
(AA)

BG61408-dup2 x5
(Replicate 1)
(BG)

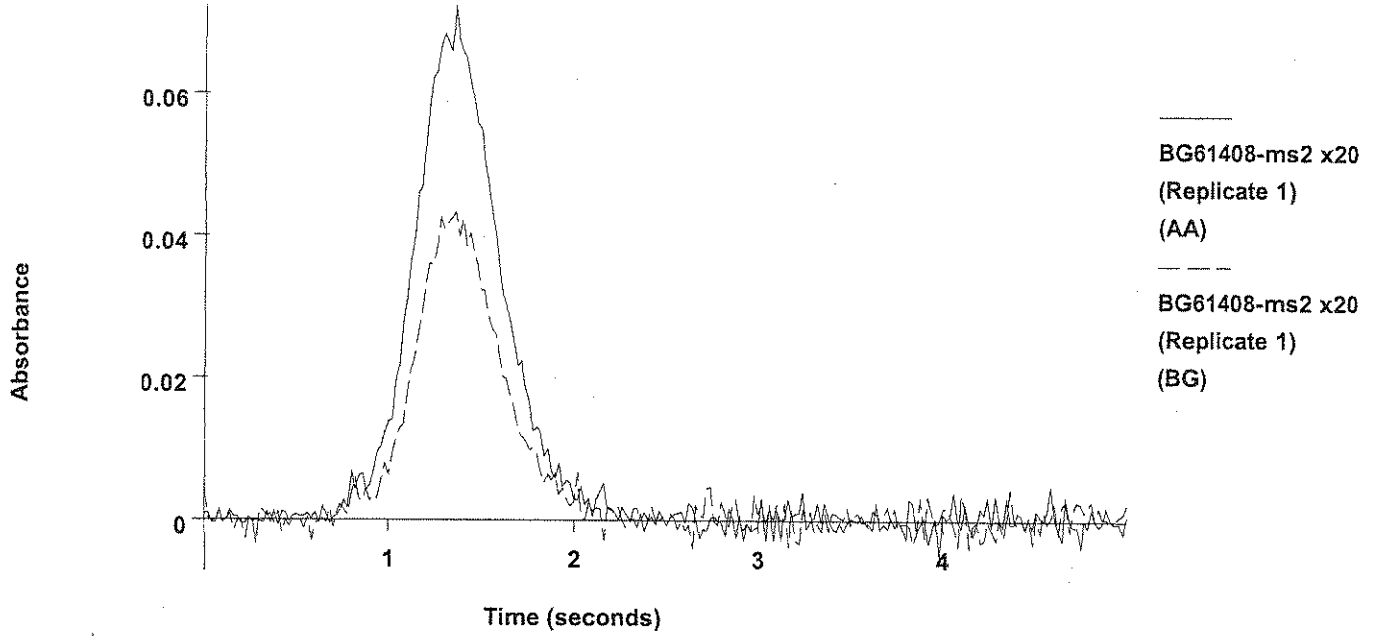
2	-0.4	-0.4	-0.0004	0.0002	0.0035	0.0017	0.0058	07:08:10	Yes
Mean:	0.0	0.0	0.0002						
SD :	0.54	0.54	0.0009						
%RSD:	3813	3813	402.67						

Handwritten mark resembling a stylized 'M' or 'W'.

=====
Element: Tl Seq. No.: 99 AS Loc.: 45 Date: 07/19/2006
Sample ID: BG61408-ms2 x20
µL dispensed: 10 from 148, 5 from 147, 15 from 45
=====

Repl #	SampleConc µg/L	StdConc µg/L	BlkCorr Signal	Peak Area	Peak Height	Bkgnd Area	Bkgnd Height	Time	Peak Stored
1	22.2	22.2	0.0384	0.0390	0.0723	0.0244	0.0433	07:11:00	Yes

TI



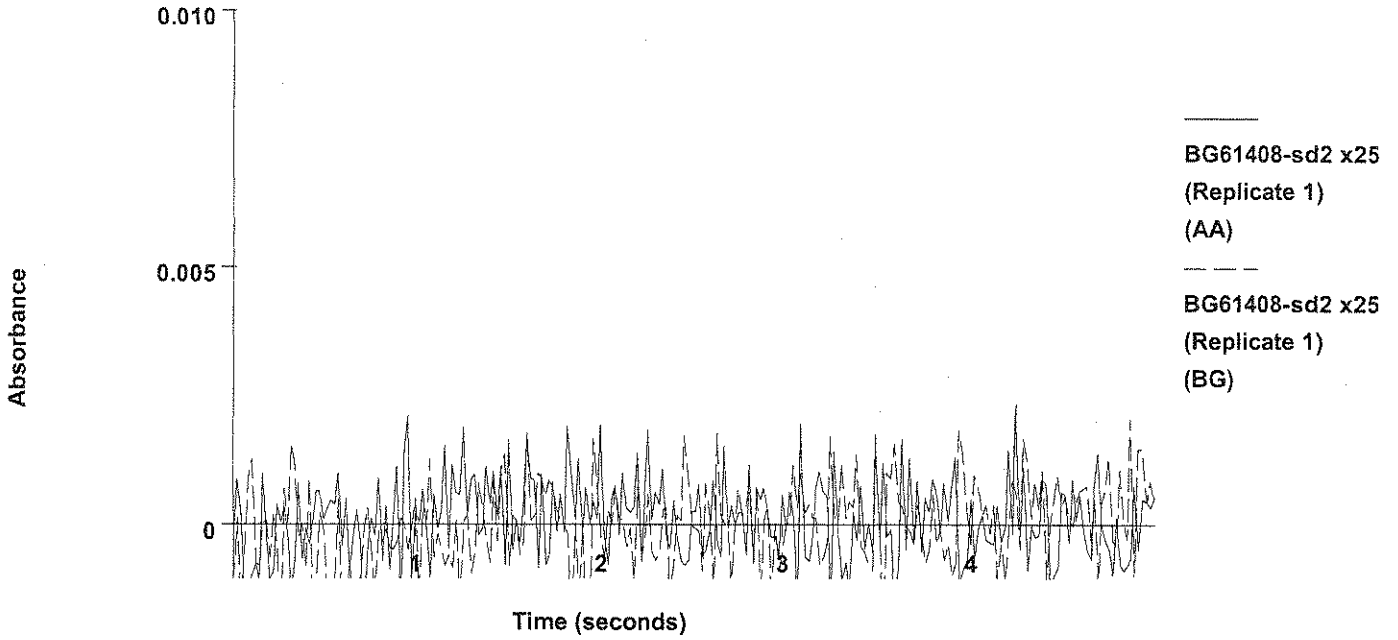
2	22.2	22.2	0.0385	0.0392	0.0721	0.0262	0.0435	07:13:52	Yes
Mean:	22.2	22.2	0.0385						
SD :	0.05	0.05	0.0001						
%RSD:	0.22	0.22	0.22						

895

=====
 Element: Tl Seq. No.: 100 AS Loc.: 46 Date: 07/19/2006
 Sample ID: BG61408-sd2 x25
 µL dispensed: 10 from 148, 5 from 147, 15 from 46
 =====

Repl #	SampleConc µg/L	StndConc µg/L	BlkCorr Signal	Peak Area	Peak Height	Bkgnd Area	Bkgnd Height	Time	Peak Stored
1	-0.2	-0.2	0.0000	0.0006	0.0023	0.0000	0.0021	07:16:42	Yes

Tl



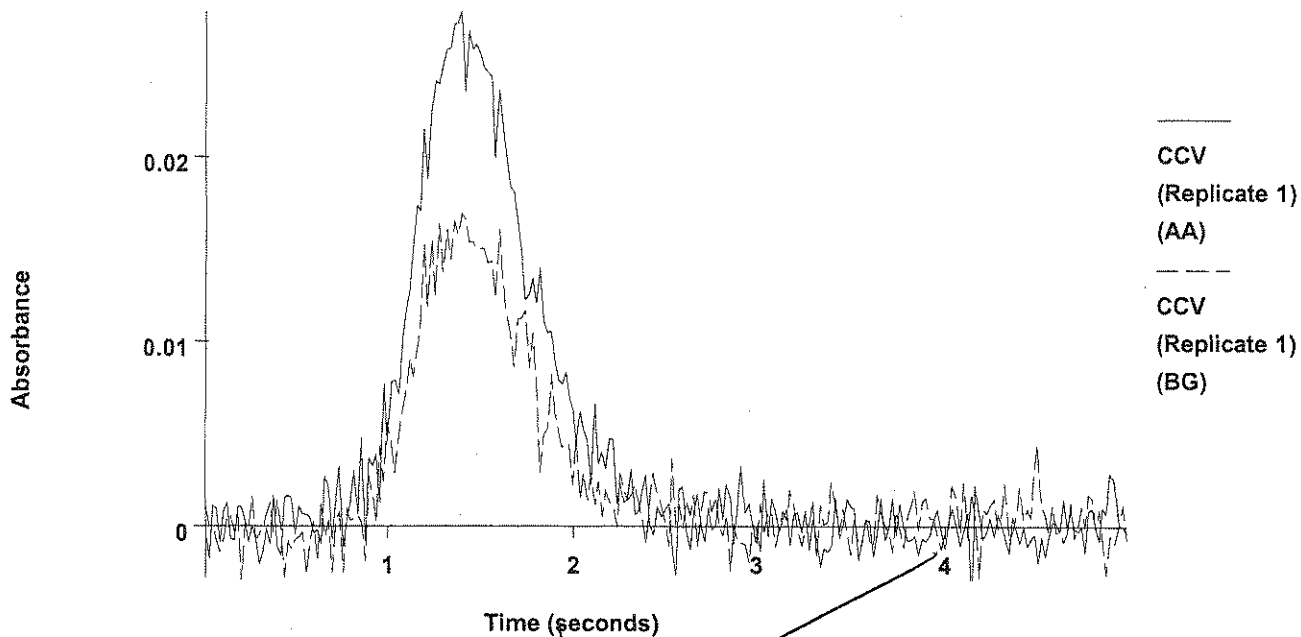
2	-0.1	-0.1	0.0001	0.0007	0.0024	0.0018	0.0029	07:19:33	Yes
Mean:	-0.1	-0.1	0.0000						
SD :	0.07	0.07	0.0001						
%RSD:	52.34	52.34	283.32						

Handwritten signature

=====
 Element: Tl Seq. No.: 101 AS Loc.: 63 Date: 07/19/2006
 Sample ID: BG61713-blk1
 µL dispensed: 10 from 148, 5 from 147, 15 from 63
 =====

Repl #	SampleConc µg/L	StndConc µg/L	BlkCorr Signal	Peak Area	Peak Height	Bkgnd Area	Bkgnd Height	Time	Peak Stored
1	-0.3	-0.3	-0.0002	0.0004	0.0047	0.0019	0.0050	07:22:24	Yes

TI



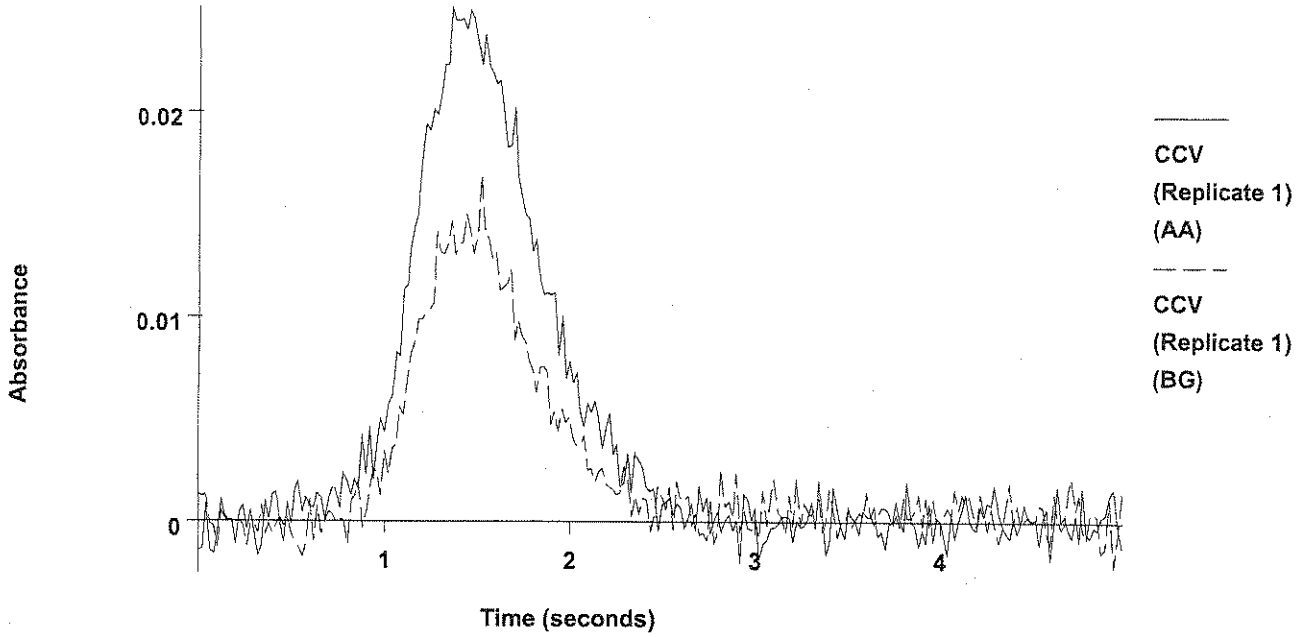
2	11.3	11.3	0.0198	0.0204	0.0275	0.0116	0.0176	08:28:03	Yes
Mean:	11.2	11.2	0.0195						
SD :	0.22	0.22	0.0004						
%RSD:	2.00	2.00	1.97						

QC failed, value greater than upper limit for Tl.

=====
 Element: Tl Seq. No.: 113 AS Loc.: 124 Date: 07/19/2006
 Sample ID: CCV
 µL dispensed: 10 from 148, 5 from 147, 15 from 124
 =====

Repl #	SampleConc µg/L	StndConc µg/L	BlnkCorr Signal	Peak Area	Peak Height	Bkgnd Area	Bkgnd Height	Time	Peak Stored
1	10.9	10.9	0.0191	0.0197	0.0251	0.0119	0.0170	08:30:55	Yes

TI

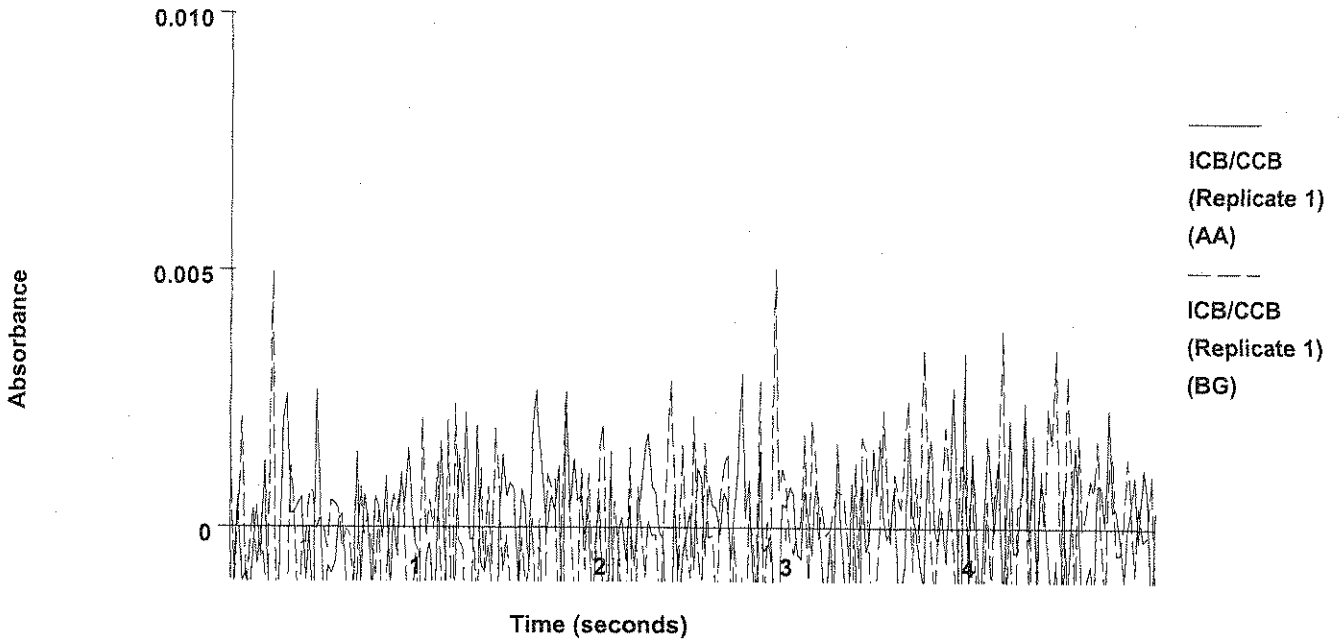


2 11.1 11.1 0.0193 0.0199 0.0241 0.0108 0.0163 08:33:47 Yes
 Mean: 11.0 11.0 0.0192
 SD : 0.11 0.11 0.0002
 %RSD: 1.02 1.02 1.01
 QC value within specified limits. ✓

=====
 Element: Tl Seq. No.: 114 AS Loc.: 148 Date: 07/19/2006
 Sample ID: ICB/CCB
 µL dispensed: 10 from 148, 5 from 147, 15 from 148
 =====

Repl #	SampleConc µg/L	StndConc µg/L	BlkCorr Signal	Peak Area	Peak Height	Bkgnd Area	Bkgnd Height	Time	Peak Stored
1	-0.6	-0.6	-0.0008	-0.0002	0.0034	0.0001	0.0050	08:36:37	Yes

TI



 ICB/CCB
 (Replicate 1)
 (AA)

 ICB/CCB
 (Replicate 1)
 (BG)

2 -0.6 -0.6 -0.0008 -0.0002 0.0045 0.0006 0.0051 08:39:26 Yes
 Mean: -0.6 -0.6 -0.0008
 SD : 0.01 0.01 0.0000
 %RSD: 1.31 1.31 1.72
 QC value within specified limits.. ✓

=====
 Element: Tl Seq. No.: 115 AS Loc.: 70 Date: 07/19/2006
 Sample ID: BG61713-dup1 x5
 µL dispensed: 10 from 148, 5 from 147, 15 from 70
 =====

Repl #	SampleConc µg/L	StndConc µg/L	BlnkCorr Signal	Peak Area	Peak Height	Bkgnd Area	Bkgnd Height	Time	Peak Stored
1	0.8	0.8	0.0016	0.0022	0.0039	-0.0002	0.0041	08:42:16	Yes

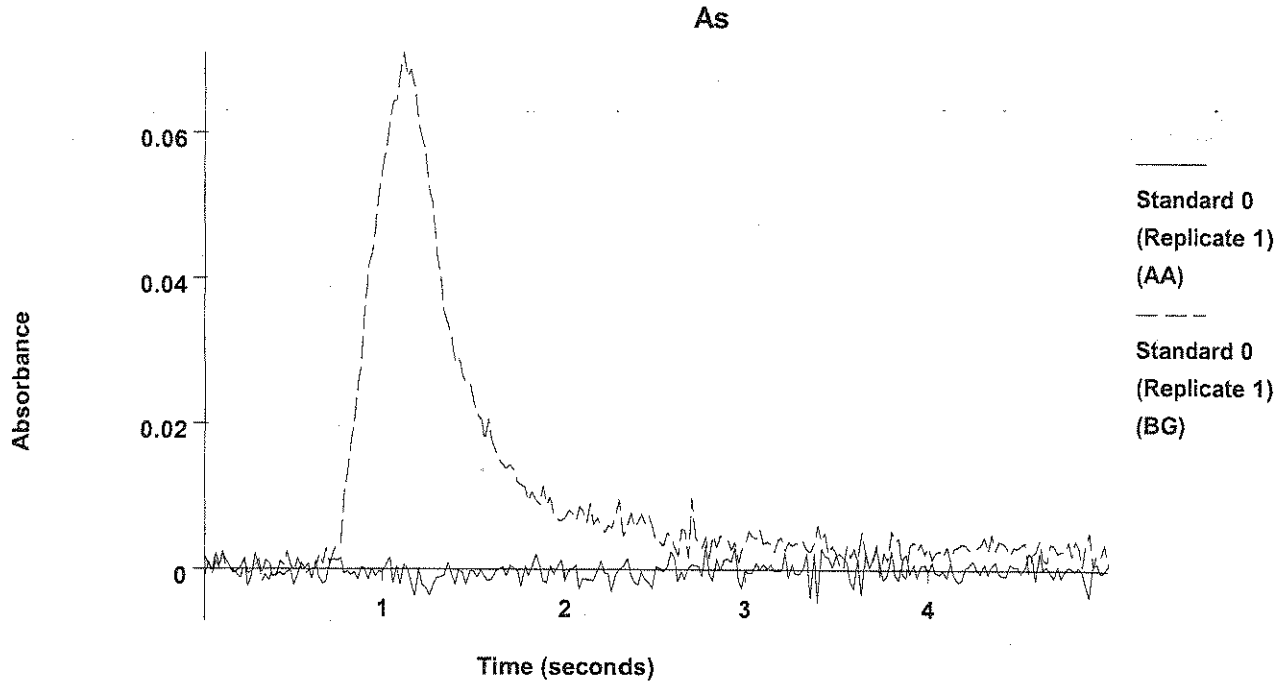
Method Name: As 5
 Method Description: As
 Element: As

Date: 07/20/2006
 Technique: Furnace
 Calibration Type:
 As, Calc. Intercept : Linear
 Wavelength: 193.7 nm
 Energy: 100
 Slit Width: 0.7
 Lamp Current: 350mA
 Sample Info Name: 071906YA.SIF

Results Data Set Name: 071906yad

Element: As Seq. No.: 185 AS Loc.: 148 Date: 07/20/2006
 Sample ID: Standard 0
 μ L dispensed: 10 from 148, 5 from 147, 15 from 148

Repl #	SampleConc	StndConc	BlnkCorr Signal	Peak Area	Peak Height	Bkgnd Area	Bkgnd Height	Time	Peak Stored
1			-0.0006	-0.0006	0.0034	0.0499	0.0710	03:35:09	Yes



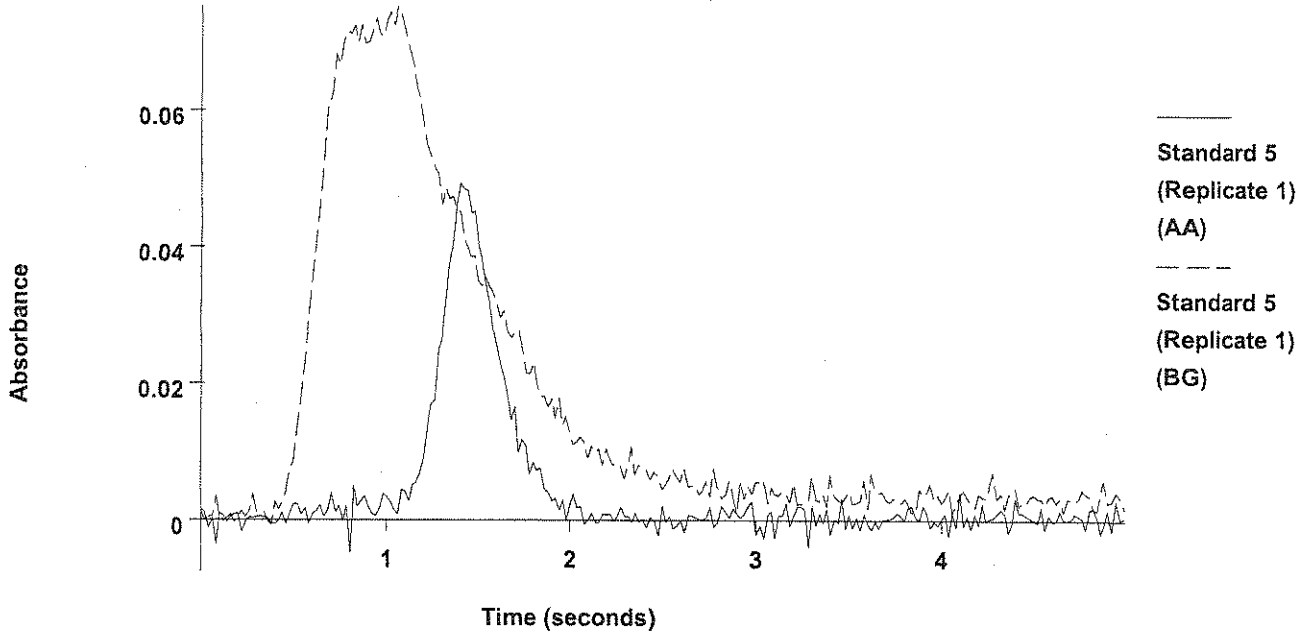
2			0.0008	0.0008	0.0032	0.0475	0.0629	03:37:58	Yes
Mean:			0.0001						
SD :			0.0010						
%RSD:			1075.79						

Auto-zero performed.

Element: As Seq. No.: 186 AS Loc.: 121 Date: 07/20/2006
 Sample ID: Standard 5
 μ L dispensed: 10 from 148, 5 from 147, 15 from 121

Repl #	SampleConc	StndConc	BlnkCorr Signal	Peak Area	Peak Height	Bkgnd Area	Bkgnd Height	Time	Peak Stored
1			0.0201	0.0202	0.0493	0.0827	0.0752	03:41:14	Yes

As

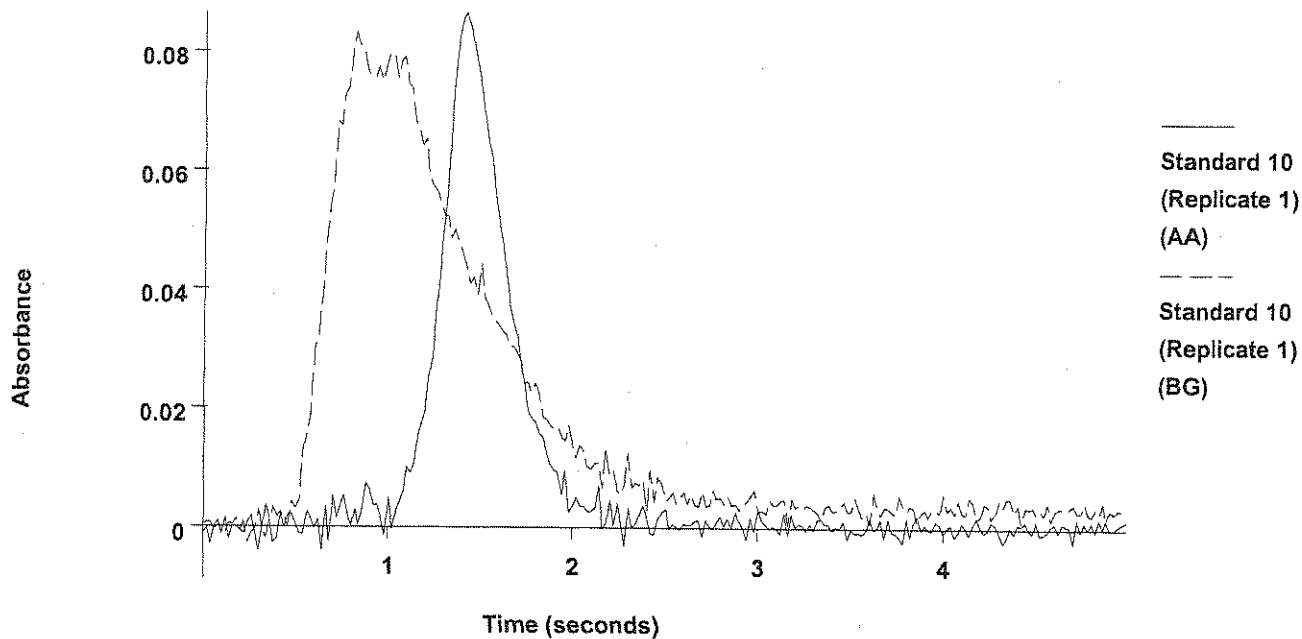


2 0.0188 0.0188 0.0477 0.0813 0.0756 03:44:04 Yes
 Mean: 0.0194
 SD : 0.0009
 %RSD: 4.76
 [As] Standard number 1 applied. [5.0]
 Correlation Coefficient: 1.00000 Slope: 0.00388
 Intercept : 0.00000

=====
 Element: As Seq. No.: 187 AS Loc.: 124 Date: 07/20/2006
 Sample ID: Standard 10
 µL dispensed: 10 from 148, 5 from 147, 15 from 124

Repl #	SampleConc µg/L	StdConc µg/L	BlkCorr Signal	Peak Area	Peak Height	Bkgnd Area	Bkgnd Height	Time	Peak Stored
1			0.0377	0.0378	0.0865	0.0845	0.0832	03:47:21	Yes

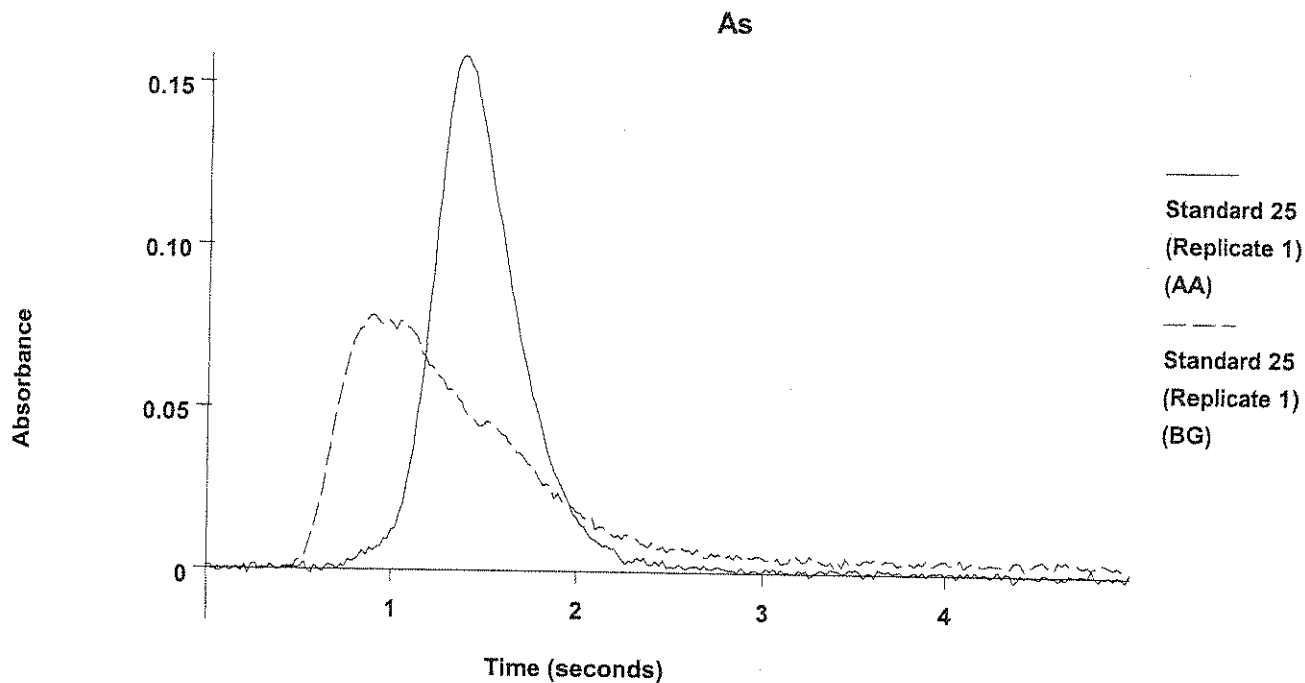
As



2 0.0363 0.0364 0.0875 0.0852 0.0803 03:50:12 Yes
 Mean: 0.0370
 SD : 0.0010
 %RSD: 2.69
 [As] Standard number 2 applied. [10.0]
 Correlation Coefficient: 0.99960 Slope: 0.00370
 Intercept : 0.00030

=====
 Element: As Seq. No.: 188 AS Loc.: 126 Date: 07/20/2006
 Sample ID: Standard 25
 µL dispensed: 10 from 148, 5 from 147, 15 from 126
 =====

Repl #	SampleConc µg/L	StndConc µg/L	BlnkCorr Signal	Peak Area	Peak Height	Bkgnd Area	Bkgnd Height	Time	Peak Stored
1			0.0863	0.0864	0.1584	0.0885	0.0783	03:53:32	Yes

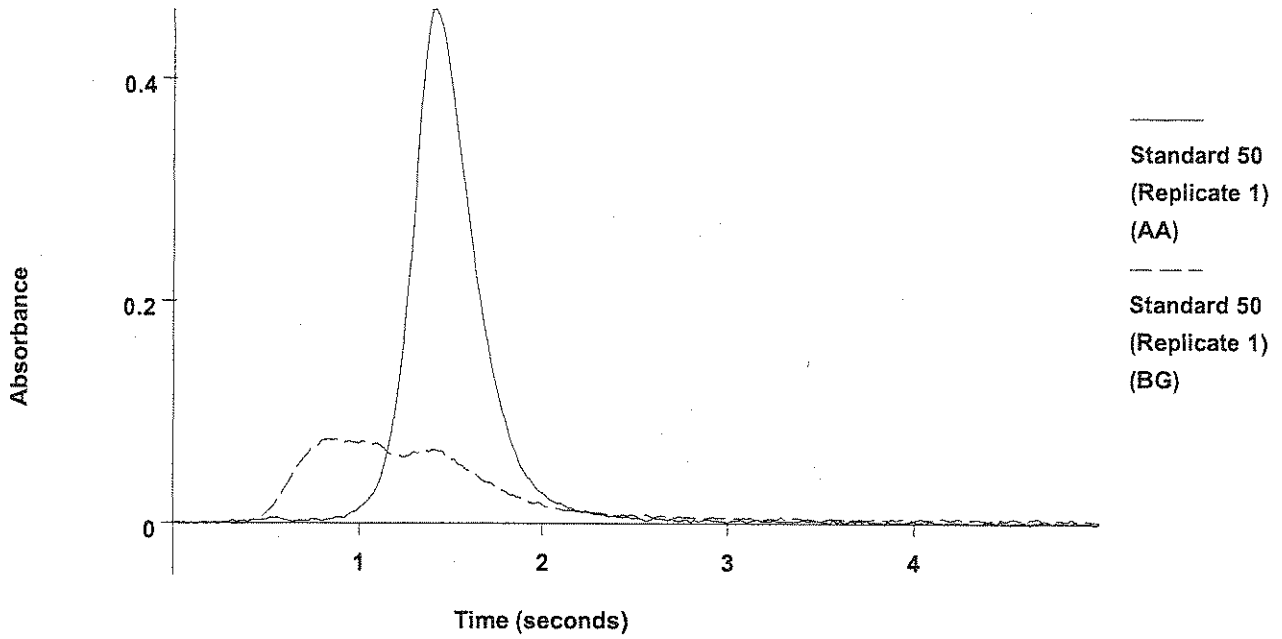


2
 Mean: 0.0891 0.0892 0.1583 0.0930 0.0801 03:56:24 Yes
 SD : 0.0877
 SD : 0.0020
 %RSD: 2.25
 [As] Standard number 3 applied. [25.0]
 Correlation Coefficient: 0.99960 Slope: 0.00348
 Intercept : 0.00122

=====
 Element: As Seq. No.: 189 AS Loc.: 129 Date: 07/20/2006
 Sample ID: Standard 50
 µL dispensed: 10 from 148, 5 from 147, 15 from 129
 =====

Repl #	SampleConc µg/L	StndConc µg/L	BlnkCorr Signal	Peak Area	Peak Height	Bkgnd Area	Bkgnd Height	Time	Peak Stored
1			0.2000	0.2001	0.4623	0.0936	0.0758	03:59:42	Yes

As

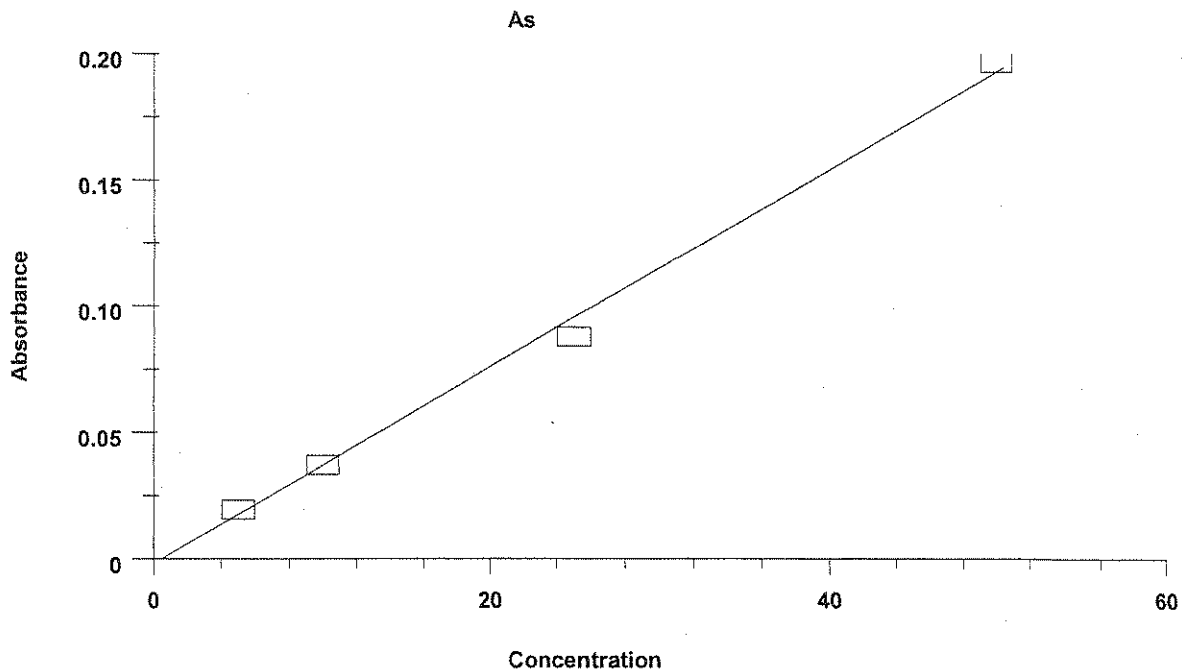


2: 0.1929 0.1930 0.4343 0.0896 0.0772 04:02:33 Yes
 Mean: 0.1965
 SD : 0.0050
 %RSD: 2.57
 [As] Standard number 4 applied. [50.0]
 Correlation Coefficient: 0.99839 Slope: 0.00390
 Intercept : -0.00202

 Calibration data for As

Standard ID	Mean Signal (Pk Area)	Entered Concentration (µg/L)	Calculated Concentration (µg/L)	Standard Deviation	%RSD
Standard 0	0.0001	-	----	----	----
Standard 5	0.0194	5.0	5.5	0.00	4.76
Standard 10	0.0370	10.0	10.0	0.00	2.69
Standard 25	0.0877	25.0	23.0	0.00	2.25
Standard 50	0.1965	50.0	50.9	0.01	2.57
Correlation Coefficient:		0.99839	Slope: 0.00390	Intercept: -0.0020	

*cal good
 8/7/06*

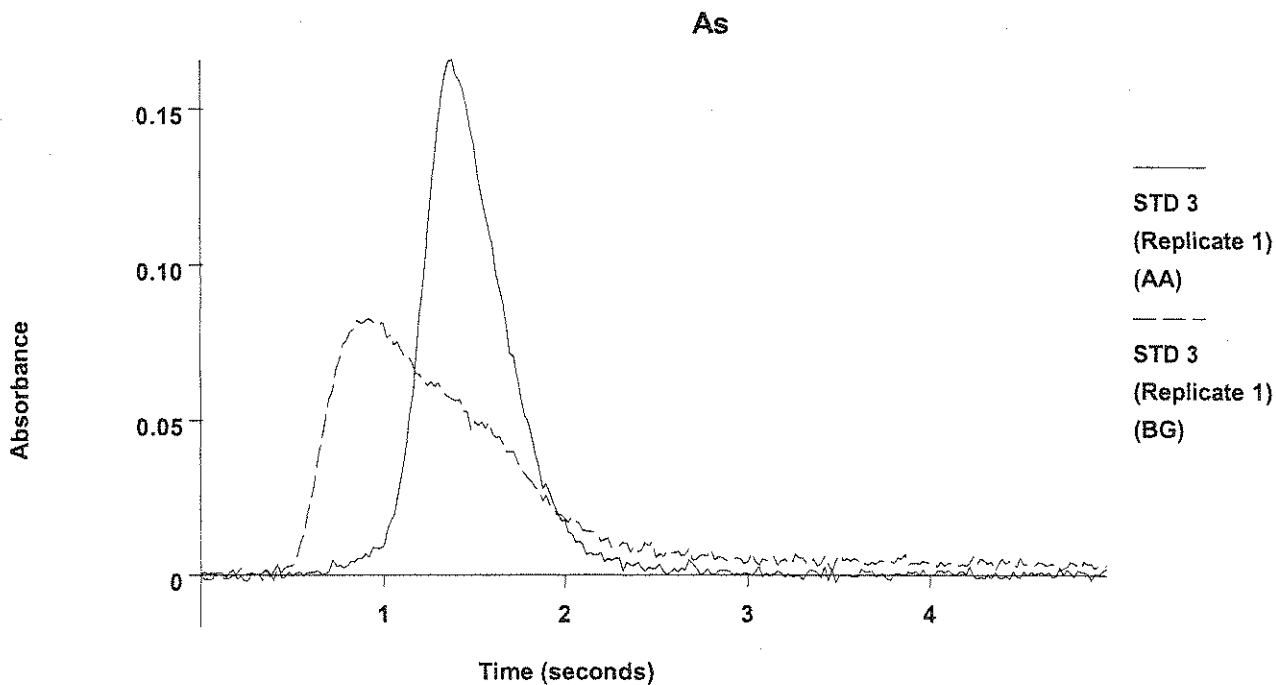


=====
 Element: As Seq. No.: 190 AS Loc.: 126 Date: 07/20/2006

Sample ID: STD 3

μL dispensed: 10 from 148, 5 from 147, 15 from 126

Repl #	Sample Conc μg/L	Std Conc μg/L	Blk Corr Signal	Peak Area	Peak Height	Bkgnd Area	Bkgnd Height	Time	Peak Stored
1	23.5	23.5	0.0896	0.0896	0.1657	0.0945	0.0828	04:05:30	Yes



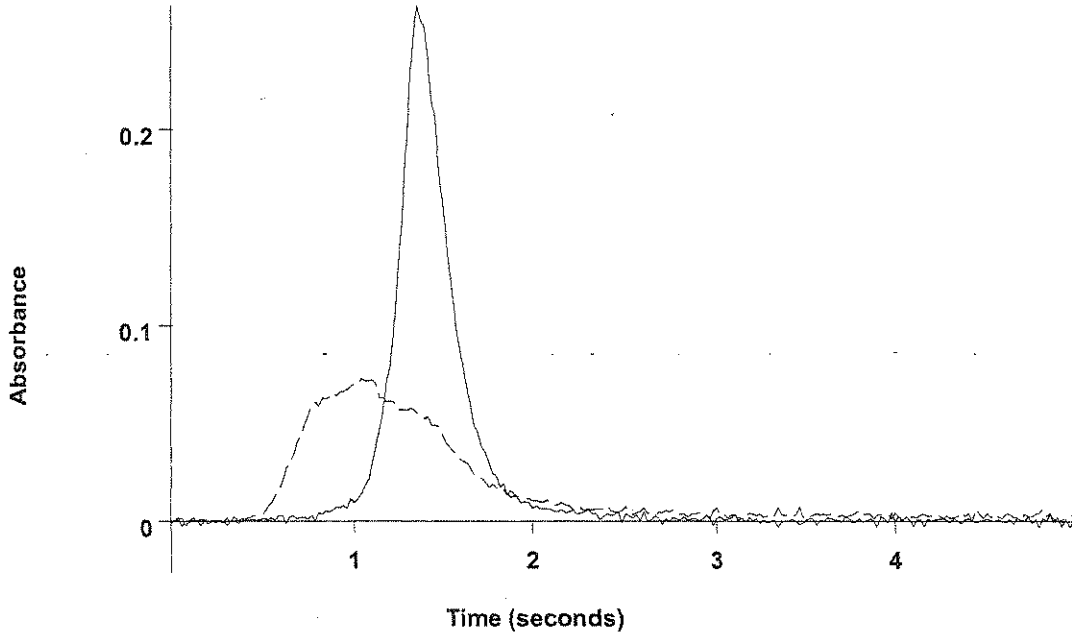
2	23.0	23.0	0.0877	0.0877	0.1642	0.0841	0.0758	04:08:22	Yes
---	------	------	--------	--------	--------	--------	--------	----------	-----

Mean: 23.3 23.3 0.0886
 SD : 0.35 0.35 0.0013
 %RSD: 1.48 1.48 1.52
 QC value within specified limits.

=====
 Element: As Seq. No.: 191 AS Loc.: 134 Date: 07/20/2006
 Sample ID: ICV
 µL dispensed: 10 from 148, 5 from 147, 15 from 134
 =====

Repl #	SampleConc µg/L	StndConc µg/L	BlnkCorr Signal	Peak Area	Peak Height	Bkgnd Area	Bkgnd Height	Time	Peak Stored
1	25.1	25.1	0.0958	0.0959	0.2632	0.0764	0.0729	04:11:13	Yes

As



 ICV
 (Replicate 1)
 (AA)

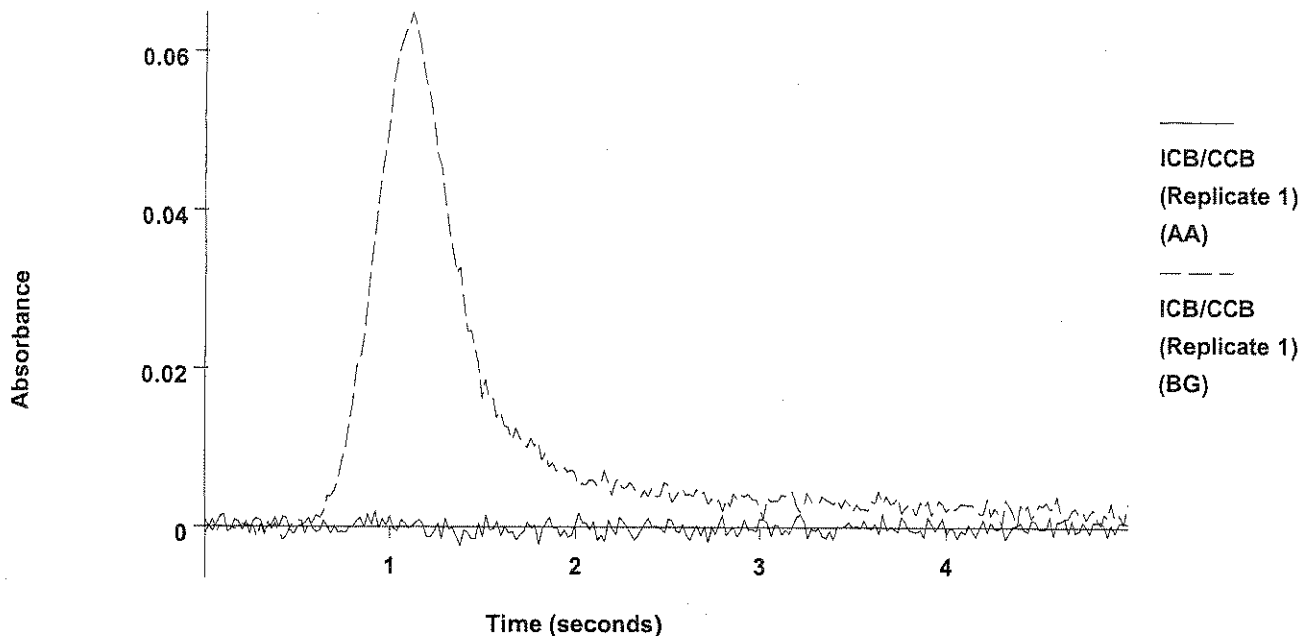
 ICV
 (Replicate 1)
 (BG)

2 25.6 25.6 0.0979 0.0980 0.2654 0.0753 0.0718 04:14:03 Yes
 Mean: 25.4 25.4 0.0969
 SD : 0.38 0.38 0.0015
 %RSD: 1.48 1.48 1.51
 QC value within specified limits.

=====
 Element: As Seq. No.: 192 AS Loc.: 148 Date: 07/20/2006
 Sample ID: ICB/CCB
 µL dispensed: 10 from 148, 5 from 147, 15 from 148
 =====

Repl #	SampleConc µg/L	StndConc µg/L	BlnkCorr Signal	Peak Area	Peak Height	Bkgnd Area	Bkgnd Height	Time	Peak Stored
1	0.4	0.4	-0.0003	-0.0002	0.0020	0.0457	0.0649	04:16:53	Yes

As



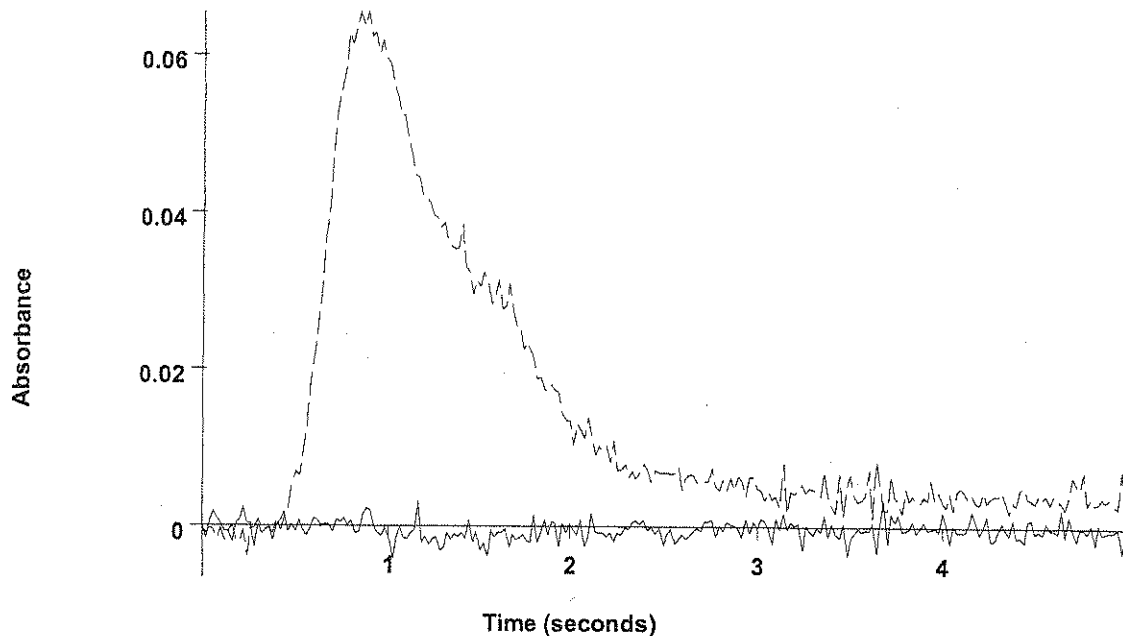
2	0.6	0.6	0.0003	0.0004	0.0022	0.0434	0.0645	04:19:43	Yes
Mean:	0.5	0.5	0.0000						
SD :	0.12	0.12	0.0005						
%RSD:	22.2	22.2	2127.61						

QC value within specified limits. ✓

=====
 Element: As Seq. No.: 193 AS Loc.: 12 Date: 07/20/2006
 Sample ID: BG61504-blk1
 µL dispensed: 10 from 148, 5 from 147, 15 from 12
 =====

Repl #	SampleConc µg/L	StndConc µg/L	BlkCorr Signal	Peak Area	Peak Height	Bkgnd Area	Bkgnd Height	Time	Peak Stored
1	0.3	0.3	-0.0007	-0.0006	0.0050	0.0673	0.0684	04:22:32	Yes

As



 BG61408-blk1
 (Replicate 1)
 (AA)

 BG61408-blk1
 (Replicate 1)
 (BG)

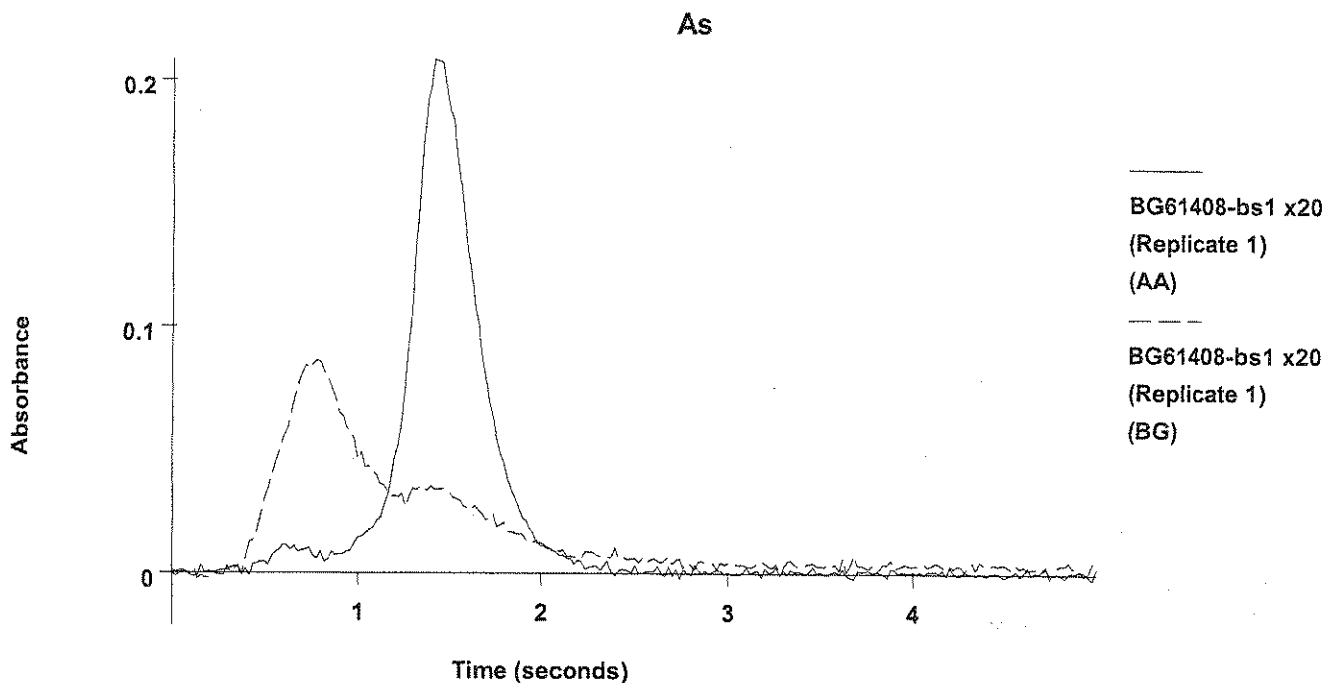
BG61408-BK1

2	0.6	0.6	0.0004	0.0005	0.0047	0.0770	0.0831	05:22:19	Yes
Mean:	0.3	0.3	-0.0009						
SD :	0.46	0.46	0.0018						
%RSD:	159	159	199.53						

PD

=====
 Element: As Seq. No.: 204 AS Loc.: 20 Date: 07/20/2006
 Sample ID: BG61408-bs1 x20
 µL dispensed: 10 from 148, 5 from 147, 15 from 20
 =====

Repl #	SampleConc µg/L	StndConc µg/L	BlnkCorr Signal	Peak Area	Peak Height	Bkgnd Area	Bkgnd Height	Time	Peak Stored
1	24.8	24.8	0.0945	0.0946	0.2085	0.0753	0.0862	05:25:10	Yes



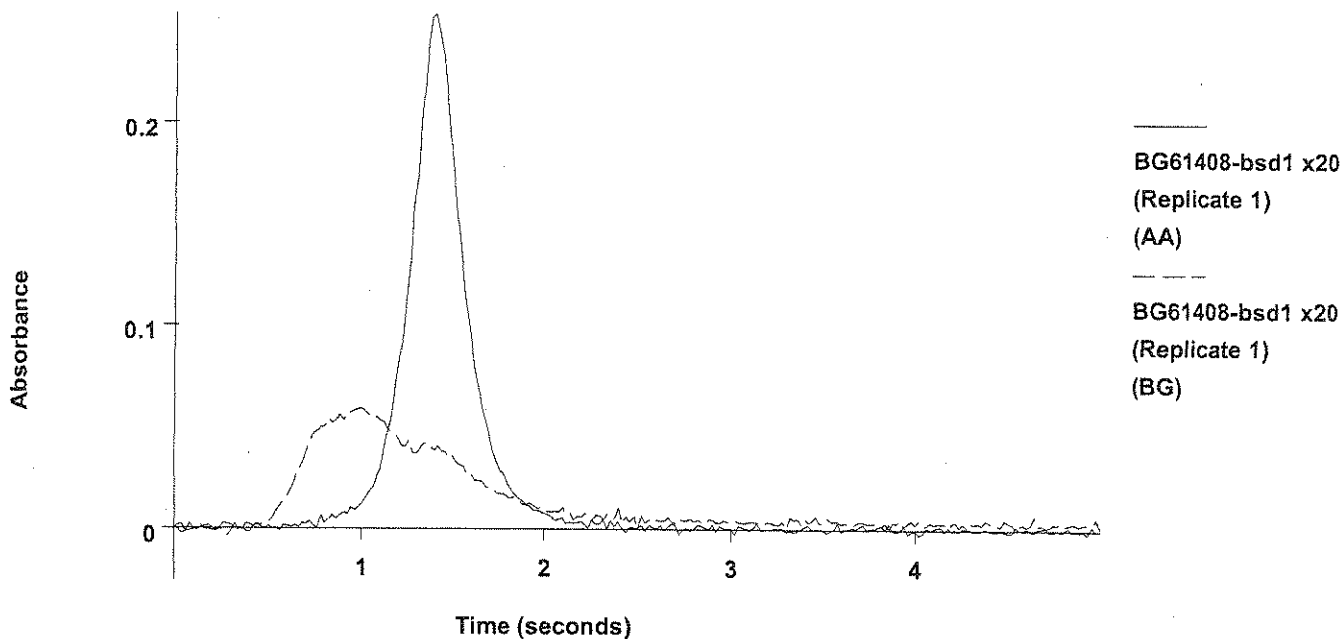
2	24.4	24.4	0.0929	0.0930	0.2472	0.0625	0.0579	05:28:00	Yes
Mean:	24.6	24.6	0.0937						
SD :	0.28	0.28	0.0011						
%RSD:	1.15	1.15	1.18						

(AS)

=====
 Element: As Seq. No.: 205 AS Loc.: 21 Date: 07/20/2006
 Sample ID: BG61408-bsd1 x20
 µL dispensed: 10 from 148, 5 from 147, 15 from 21
 =====

Repl #	SampleConc µg/L	StndConc µg/L	BlnkCorr Signal	Peak Area	Peak Height	Bkgnd Area	Bkgnd Height	Time	Peak Stored
1	24.7	24.7	0.0942	0.0943	0.2536	0.0631	0.0591	05:30:49	Yes

As

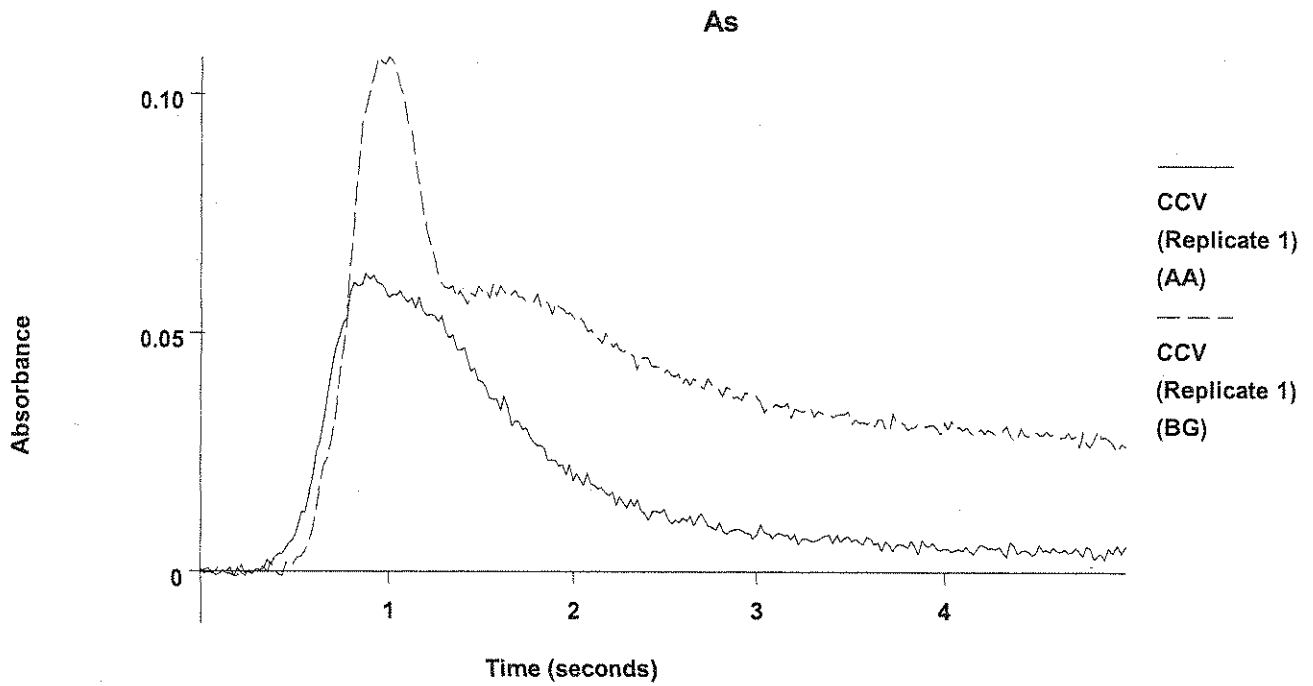


2	25.2	25.2	0.0960	0.0961	0.2628	0.0651	0.0627	05:33:39	Yes
Mean:	24.9	24.9	0.0951						
SD :	0.33	0.33	0.0013						
%RSD:	1.31	1.31	1.33						

1005

=====
 Element: As Seq. No.: 206 AS Loc.: 126 Date: 07/20/2006
 Sample ID: CCV
 µL dispensed: 10 from 148, 5 from 147, 15 from 126
 =====

Repl #	SampleConc µg/L	StndConc µg/L	BlnkCorr Signal	Peak Area	Peak Height	Bkgnd Area	Bkgnd Height	Time	Peak Stored
1	22.8	22.8	0.0867	0.0861	0.0625	0.1954	0.1078	05:36:31	Yes



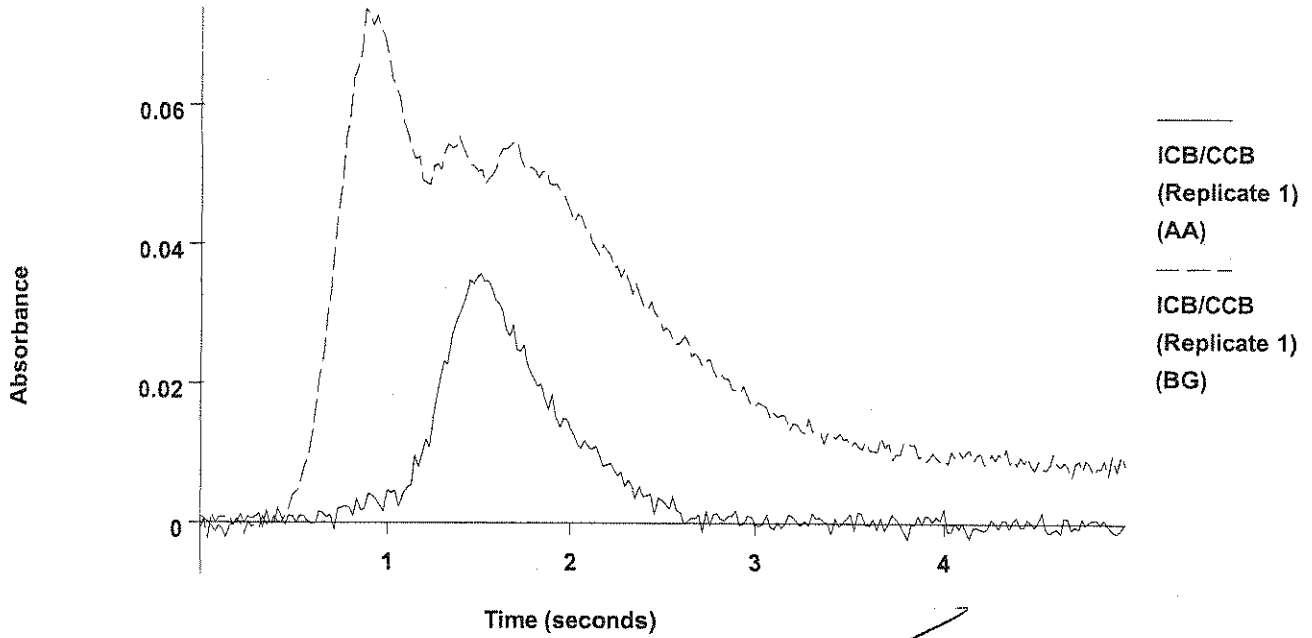
2	25.8	25.8	0.0984	0.0978	0.1312	0.1419	0.0808	05:39:23	Yes
Mean:	24.3	24.3	0.0926						
SD :	2.13	2.13	0.0083						
%RSD:	8.77	8.77	8.96						

QC value within specified limits. ✓

=====
 Element: As Seq. No.: 207 AS Loc.: 148 Date: 07/20/2006
 Sample ID: ICB/CCB
 µL dispensed: 10 from 148, 5 from 147, 15 from 148
 =====

Repl #	SampleConc µg/L	StdConc µg/L	BlkCorr Signal	Peak Area	Peak Height	Bkgnd Area	Bkgnd Height	Time	Peak Stored
1	7.4	7.4	0.0268	0.0261	0.0359	0.1249	0.0738	05:42:13	Yes

As



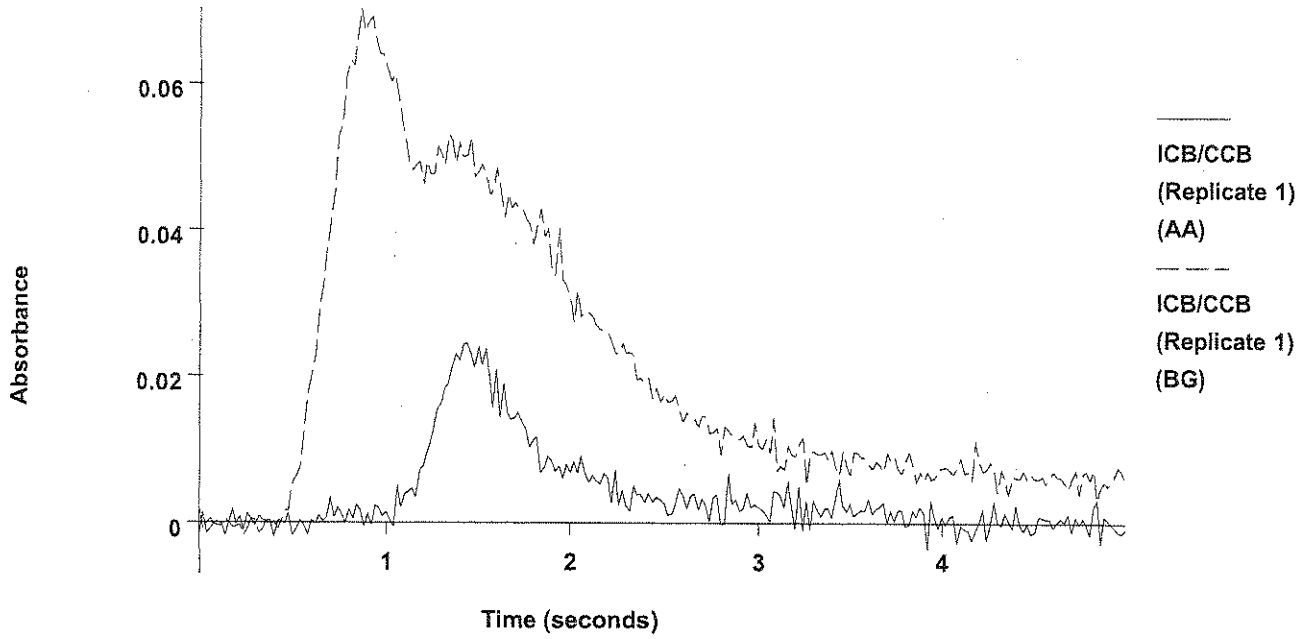
2	9.0	9.0	0.0332	0.0326	0.0407	0.1181	0.0707	05:45:02	Yes
Mean:	8.2	8.2	0.0300						
SD :	1.17	1.17	0.0045						
%RSD:	14.2	14.2	15.14						

QC failed, value greater than upper limit for As.

=====
 Element: As Seq. No.: 208 AS Loc.: 148 Date: 07/20/2006
 Sample ID: ICB/CCB
 µL dispensed: 10 from 148, 5 from 147, 15 from 148
 =====

Repl #	SampleConc µg/L	StndConc µg/L	BlkCorr Signal	Peak Area	Peak Height	Bkgnd Area	Bkgnd Height	Time	Peak Stored
1	5.5	5.5	0.0193	0.0187	0.0245	0.1028	0.0703	05:47:52	Yes

As



2	1.2	1.2	0.0026	0.0020	0.0056	0.0812	0.0687	05:50:41	Yes
Mean:	3.3	3.3	0.0110						
SD :	3.04	3.04	0.0118						
%RSD:	91.1	91.1	107.97						

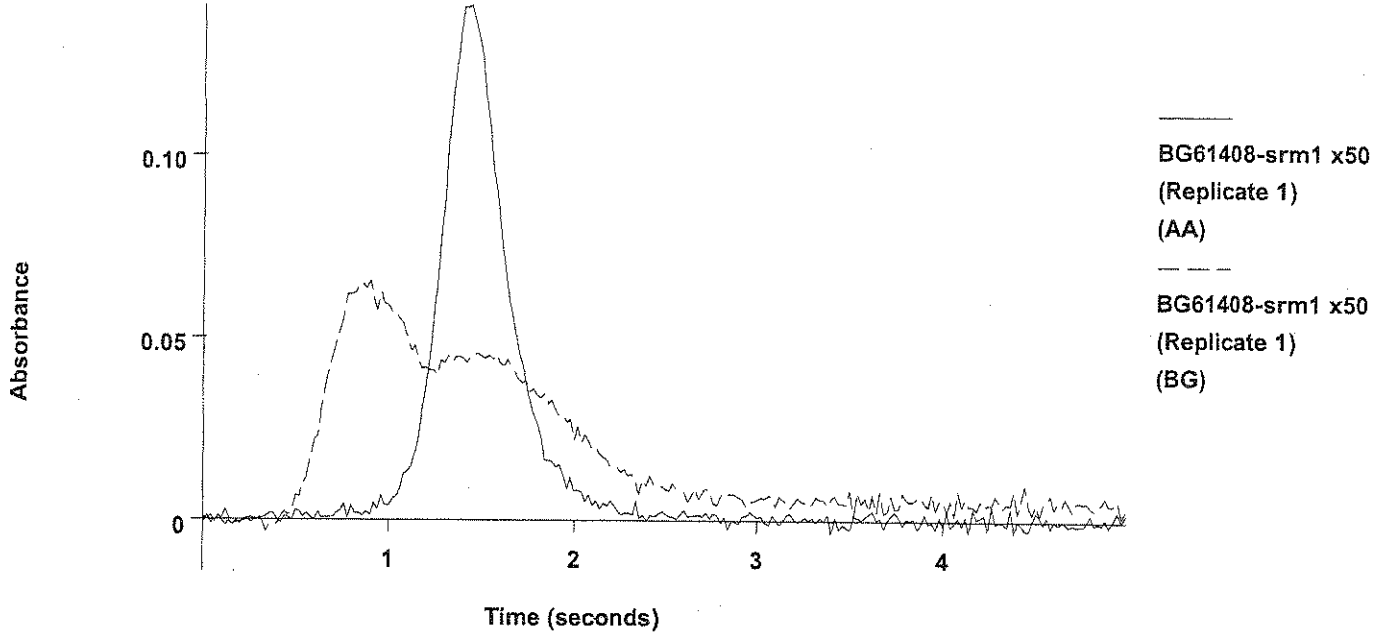
QC failed, value greater than upper limit for As.
Current analysis method being continued.

OK LSPpb
AP 7/20/06

=====
Element: As Seq. No.: 209 AS Loc.: 22 Date: 07/20/2006
Sample ID: BG61408-srml x50
µL dispensed: 10 from 148, 5 from 147, 15 from 22
=====

Repl #	SampleConc µg/L	StdndConc µg/L	BlkCorr Signal	Peak Area	Peak Height	Bkgnd Area	Bkgnd Height	Time	Peak Stored
1	16.2	16.2	0.0611	0.0612	0.1411	0.0849	0.0655	05:53:31	Yes

As



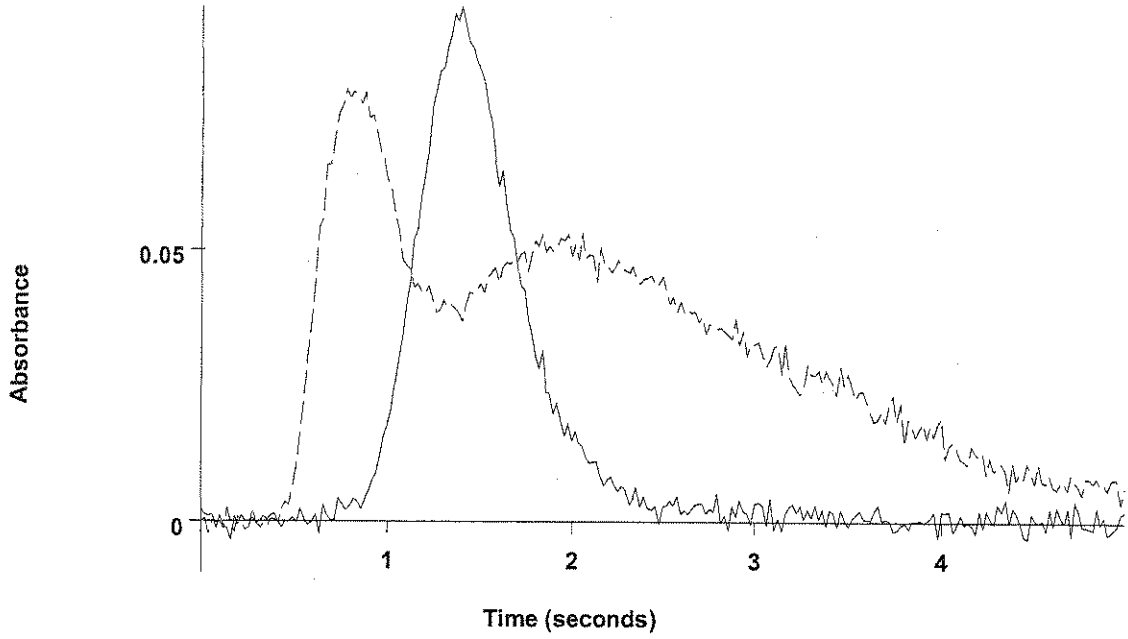
2	16.6	16.6	0.0627	0.0628	0.1463	0.0784	0.0865	05:56:22	Yes
Mean:	16.4	16.4	0.0619						
SD :	0.29	0.29	0.0011						
%RSD:	1.74	1.74	1.80						

$$\frac{16.4(50)(100)}{1000} = 82$$

=====
 Element: As Seq. No.: 210 AS Loc.: 23 Date: 07/20/2006
 Sample ID: 0607173-01 x5
 µL dispensed: 10 from 148, 5 from 147, 15 from 23
 =====

Repl #	SampleConc µg/L	StndConc µg/L	BlkCorr Signal	Peak Area	Peak Height	Bkgnd Area	Bkgnd Height	Time	Peak Stored
1	16.7	16.7	0.0629	0.0630	0.0947	0.1510	0.0795	05:59:13	Yes

As



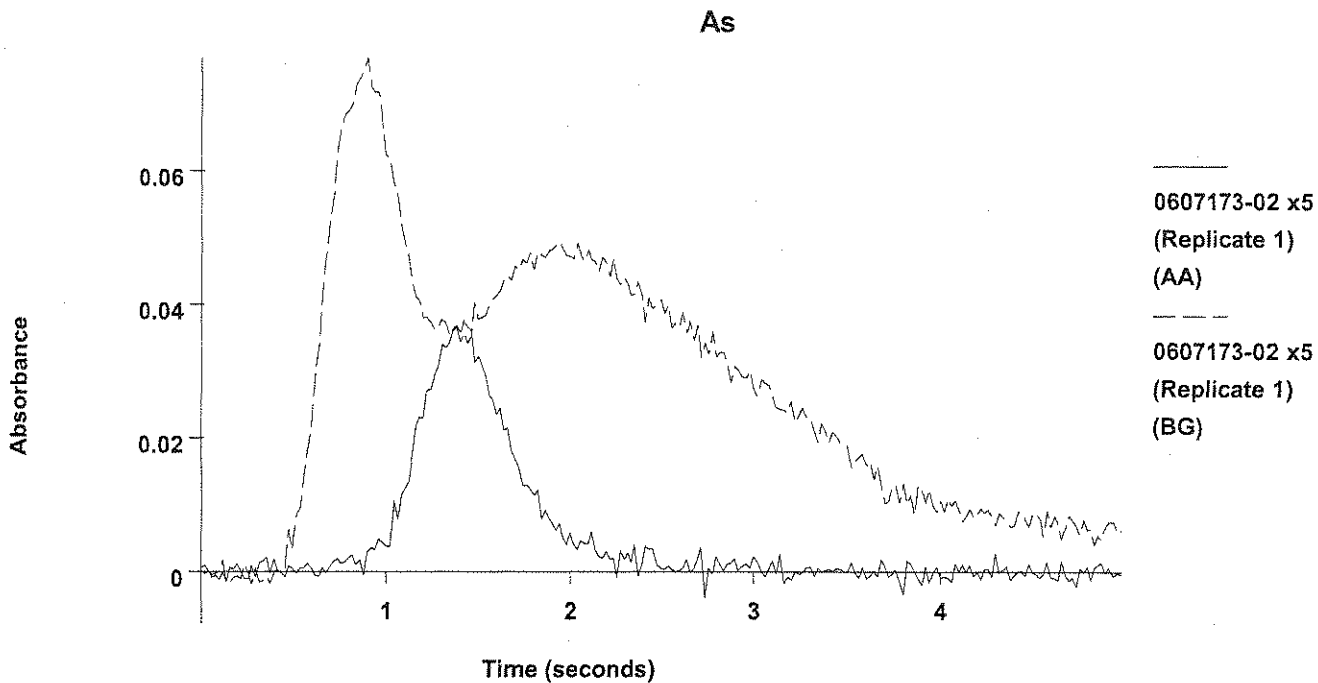
 0607173-01 x5
 (Replicate 1)
 (AA)

 0607173-01 x5
 (Replicate 1)
 (BG)

2	16.6	16.6	0.0626	0.0627	0.0952	0.1481	0.0901	06:02:03	Yes
Mean:	16.6	16.6	0.0628						
SD :	0.06	0.06	0.0002						
%RSD:	0.34	0.34	0.35						

=====
 Element: As Seq. No.: 211 AS Loc.: 24 Date: 07/20/2006
 Sample ID: 0607173-02 x5
 µL dispensed: 10 from 148, 5 from 147, 15 from 24
 =====

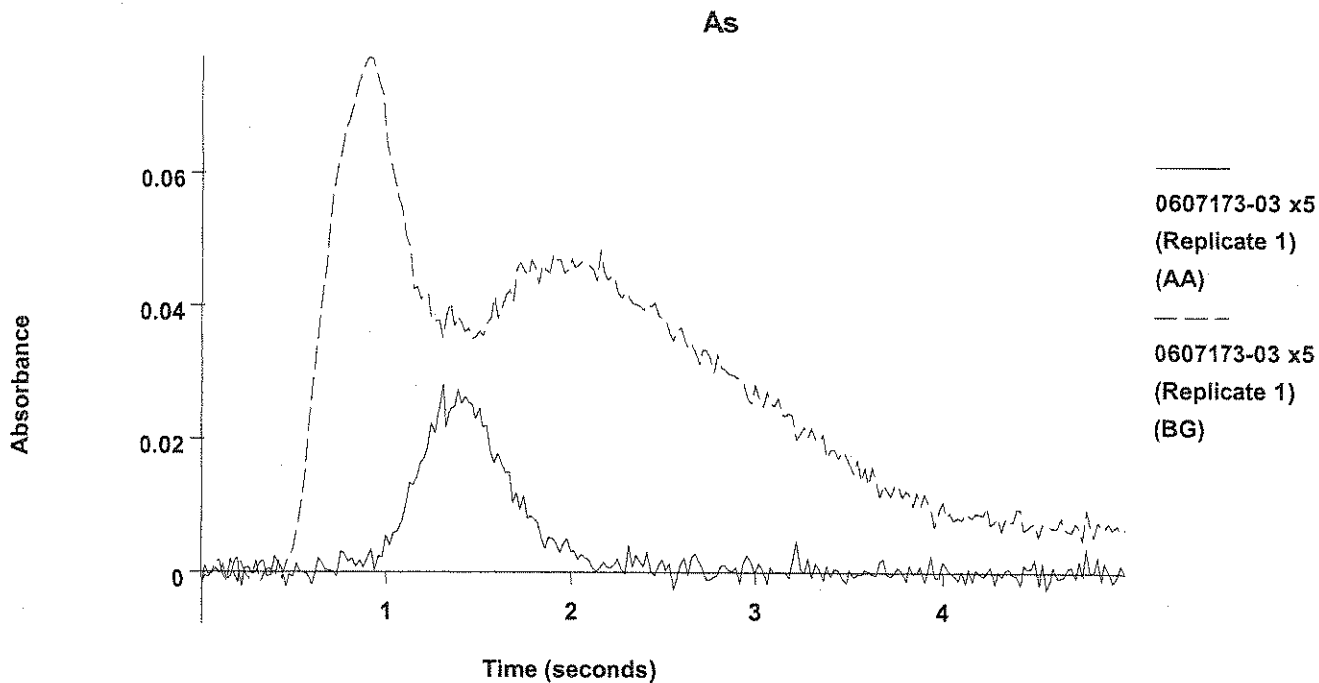
Repl #	SampleConc µg/L	StndConc µg/L	BlnkCorr Signal	Peak Area	Peak Height	Bkgnd Area	Bkgnd Height	Time	Peak Stored
1	6.4	6.4	0.0228	0.0229	0.0376	0.1339	0.0769	06:04:53	Yes



2	6.1	6.1	0.0218	0.0219	0.0371	0.1337	0.0783	06:07:42	Yes
Mean:	6.2	6.2	0.0223						
SD :	0.19	0.19	0.0007						
%RSD:	2.99	2.99	3.26						

=====
 Element: As Seq. No.: 212 AS Loc.: 25 Date: 07/20/2006
 Sample ID: 0607173-03 x5
 µL dispensed: 10 from 148, 5 from 147, 15 from 25
 =====

Repl #	SampleConc µg/L	StndConc µg/L	BlnkCorr Signal	Peak Area	Peak Height	Bkgnd Area	Bkgnd Height	Time	Peak Stored
1	4.7	4.7	0.0165	0.0166	0.0282	0.1314	0.0774	06:10:33	Yes

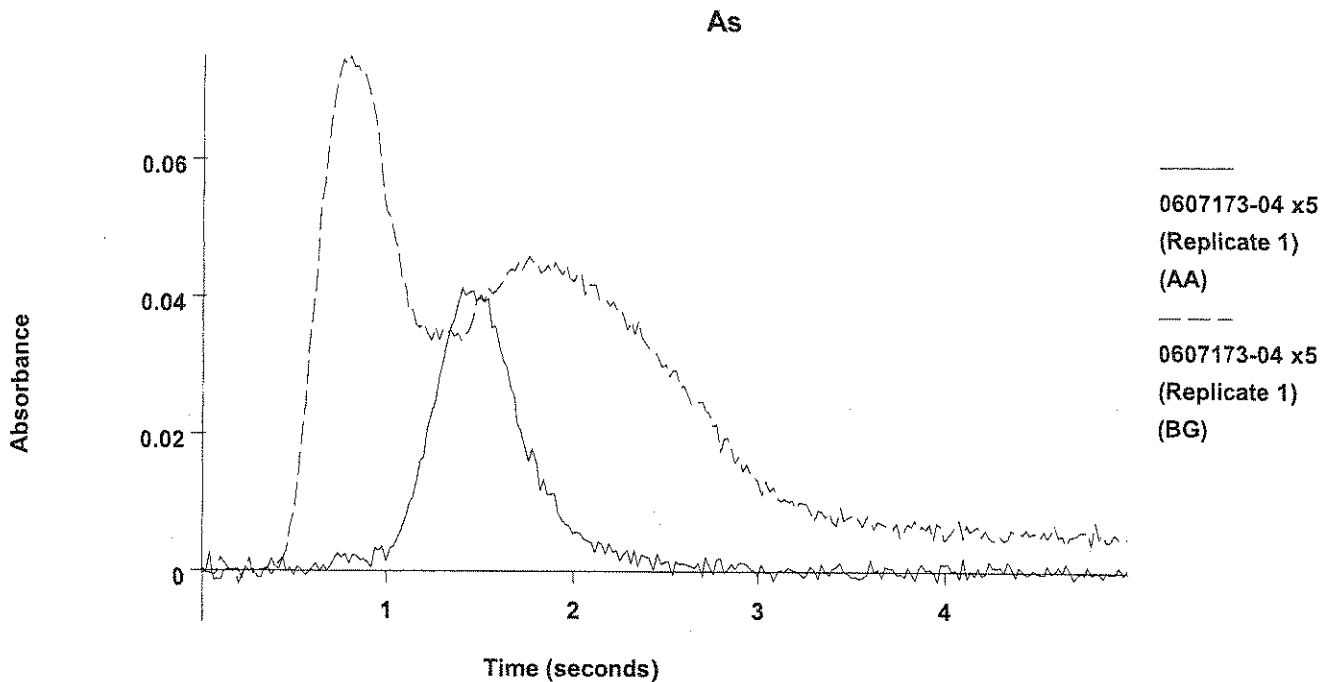


2	4.8	4.8	0.0168	0.0169	0.0269	0.1322	0.0772	06:13:23	Yes
Mean:	4.8	4.8	0.0166						
SD :	0.07	0.07	0.0003						
%RSD:	1.38	1.38	1.55						

Handwritten signature

=====
 Element: As Seq. No.: 213 AS Loc.: 26 Date: 07/20/2006
 Sample ID: 0607173-04 x5
 µL dispensed: 10 from 148, 5 from 147, 15 from 26
 =====

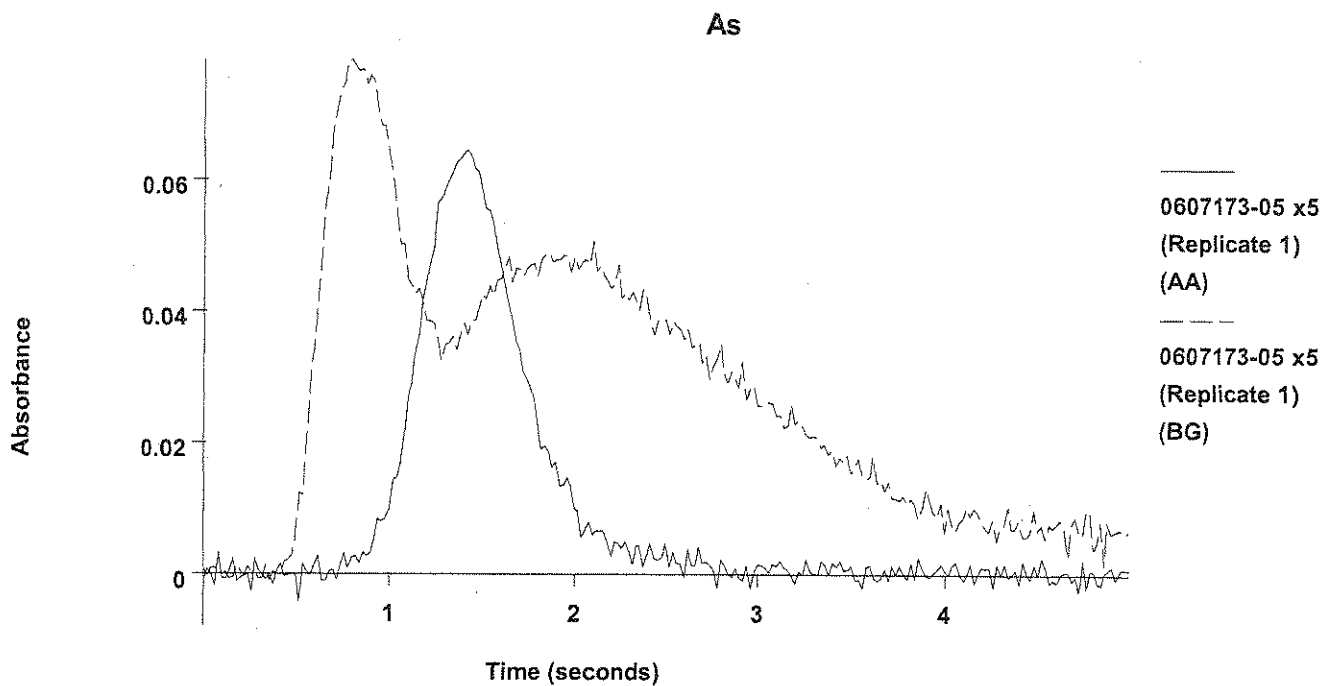
Repl #	SampleConc µg/L	StndConc µg/L	BlkCorr Signal	Peak Area	Peak Height	Bkgnd Area	Bkgnd Height	Time	Peak Stored
1	6.9	6.9	0.0248	0.0249	0.0413	0.1127	0.0750	06:16:12	Yes



2	6.7	6.7	0.0241	0.0241	0.0415	0.1097	0.0735	06:19:03	Yes
Mean:	6.8	6.8	0.0244						
SD :	0.14	0.14	0.0005						
%RSD:	2.02	2.02	2.19						

=====
 Element: As Seq. No.: 214 AS Loc.: 27 Date: 07/20/2006
 Sample ID: 0607173-05 x5
 µL dispensed: 10 from 148, 5 from 147, 15 from 27
 =====

Repl #	SampleConc µg/L	StndConc µg/L	BlkCorr Signal	Peak Area	Peak Height	Bkgnd Area	Bkgnd Height	Time	Peak Stored
1	11.6	11.6	0.0431	0.0432	0.0645	0.1360	0.0782	06:21:52	Yes

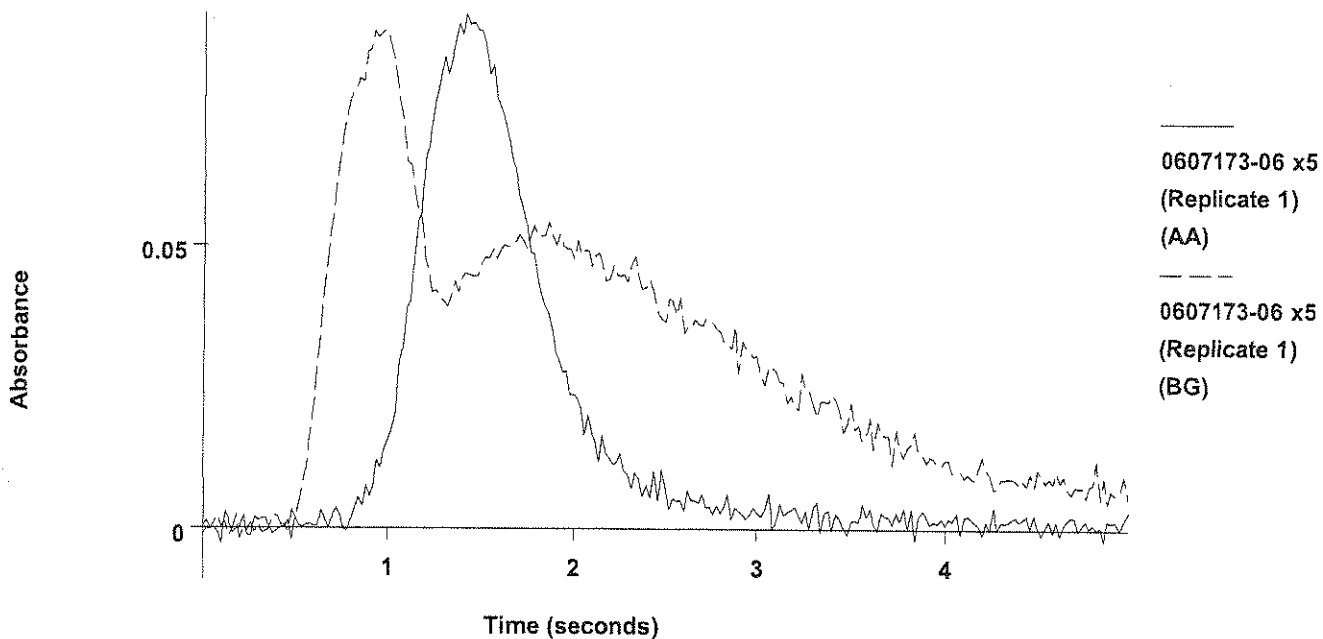


2	12.4	12.4	0.0463	0.0464	0.0673	0.1405	0.0868	06:24:41	Yes
Mean:	12.0	12.0	0.0447						
SD :	0.59	0.59	0.0023						
%RSD:	4.89	4.89	5.11						

=====
 Element: As Seq. No.: 215 AS Loc.: 28 Date: 07/20/2006
 Sample ID: 0607173-06 x5
 µL dispensed: 10 from 148, 5 from 147, 15 from 28

Repl #	SampleConc µg/L	StndConc µg/L	BlnkCorr Signal	Peak Area	Peak Height	Bkgnd Area	Bkgnd Height	Time	Peak Stored
1	19.1	19.1	0.0724	0.0725	0.0911	0.1488	0.0881	06:27:30	Yes

As

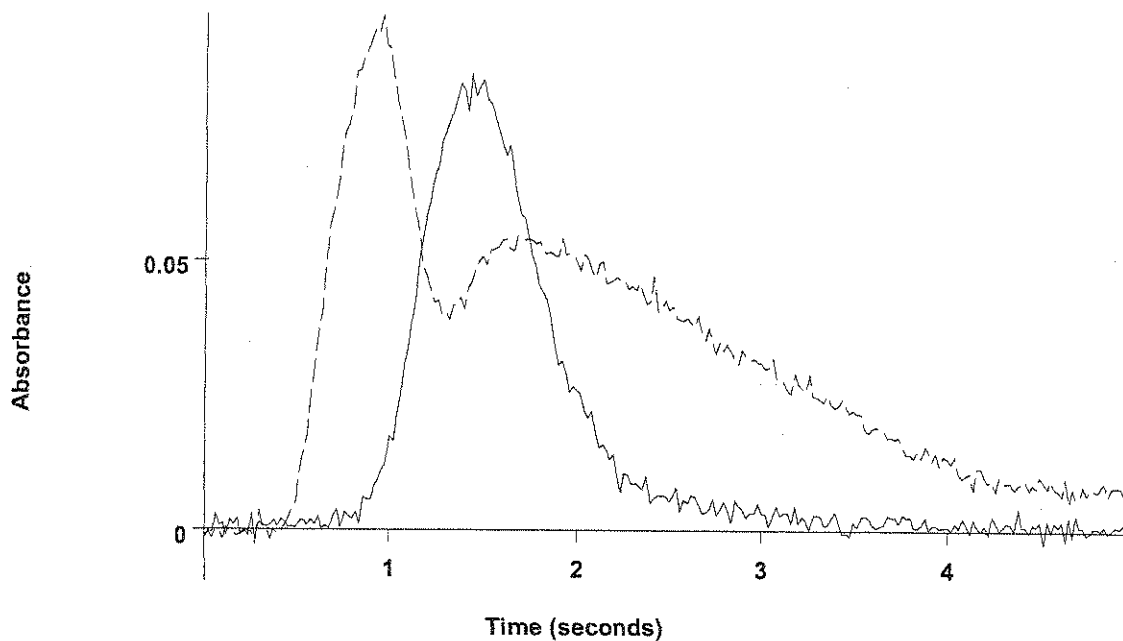


2	18.8	18.8	0.0711	0.0712	0.0898	0.1479	0.0904	06:30:19	Yes
Mean:	18.9	18.9	0.0718						
SD :	0.24	0.24	0.0009						
%RSD:	1.26	1.26	1.30						

=====
 Element: As Seq. No.: 216 AS Loc.: 29 Date: 07/20/2006
 Sample ID: 0607173-07 x5
 µL dispensed: 10 from 148, 5 from 147, 15 from 29
 =====

Repl #	SampleConc µg/L	StndConc µg/L	BlkCorr Signal	Peak Area	Peak Height	Bkgnd Area	Bkgnd Height	Time	Peak Stored
1	18.3	18.3	0.0695	0.0696	0.0846	0.1547	0.0956	06:33:09	Yes

As



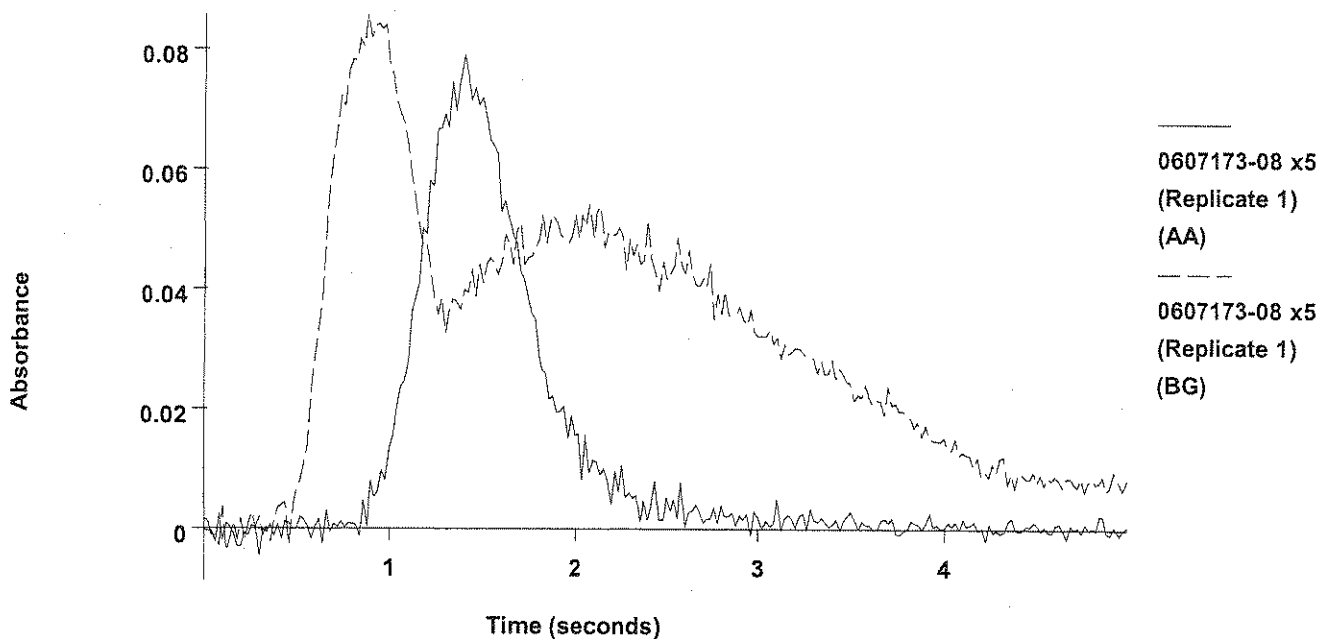
0607173-07 x5
(Replicate 1)
(AA)
0607173-07 x5
(Replicate 1)
(BG)

2	18.2	18.2	0.0689	0.0690	0.0889	0.1668	0.1001	06:35:58	Yes
Mean:	18.3	18.3	0.0692						
SD :	0.11	0.11	0.0004						
%RSD:	0.59	0.59	0.61						

=====
Element: As Seq. No.: 217 AS Loc.: 30 Date: 07/20/2006
Sample ID: 0607173-08 x5
µL dispensed: 10 from 148, 5 from 147, 15 from 30
=====

Repl #	SampleConc µg/L	StndConc µg/L	BlkCorr Signal	Peak Area	Peak Height	Bkgnd Area	Bkgnd Height	Time	Peak Stored
1	14.2	14.2	0.0534	0.0535	0.0790	0.1548	0.0857	06:38:47	Yes

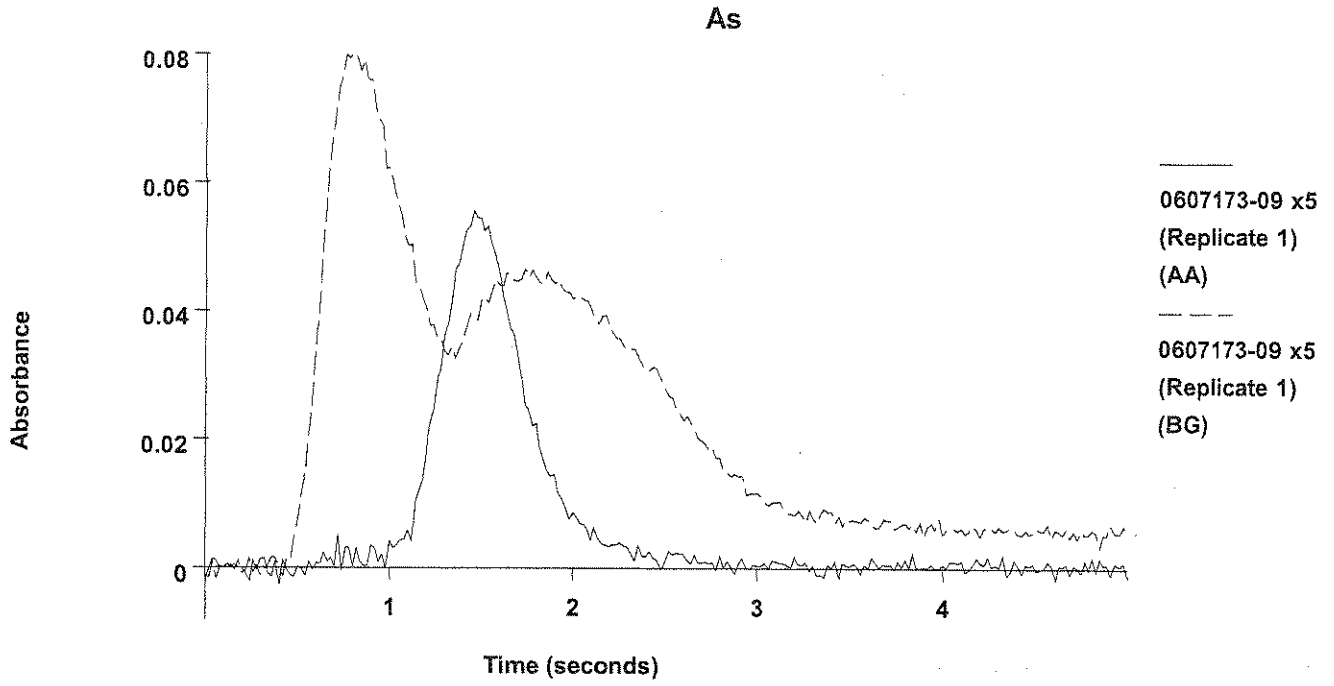
As



2	14.6	14.6	0.0548	0.0549	0.0780	0.1511	0.0841	06:41:38	Yes
Mean:	14.4	14.4	0.0541						
SD :	0.26	0.26	0.0010						
%RSD:	1.78	1.78	1.85						

=====
 Element: As Seq. No.: 218 AS Loc.: 31 Date: 07/20/2006
 Sample ID: 0607173-09 x5
 µL dispensed: 10 from 148, 5 from 147, 15 from 31
 =====

Repl #	SampleConc µg/L	StndConc µg/L	BlkCorr Signal	Peak Area	Peak Height	Bkgnd Area	Bkgnd Height	Time	Peak Stored
1	8.7	8.7	0.0318	0.0319	0.0556	0.1140	0.0800	06:44:27	Yes

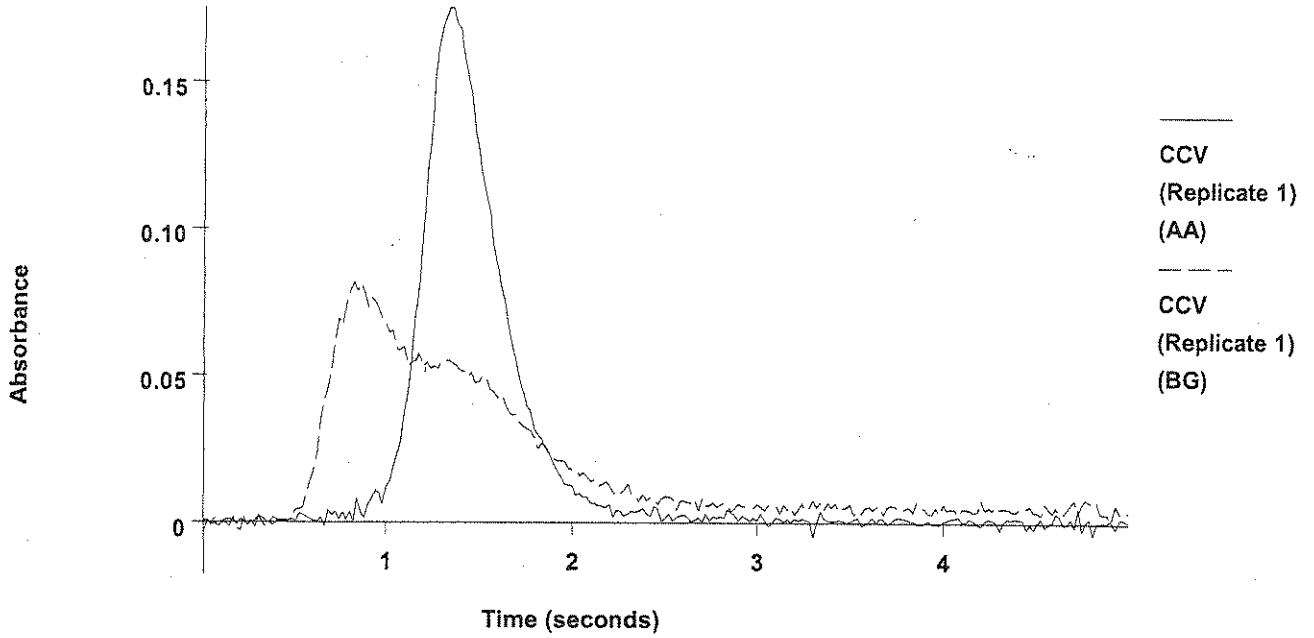


2	8.8	8.8	0.0322	0.0323	0.0563	0.1134	0.0788	06:47:16	Yes
Mean:	8.7	8.7	0.0320						
SD :	0.06	0.06	0.0002						
%RSD:	0.72	0.72	0.77						

=====
 Element: As Seq. No.: 219 AS Loc.: 126 Date: 07/20/2006
 Sample ID: CCV
 µL dispensed: 10 from 148, 5 from 147, 15 from 126
 =====

Repl #	SampleConc µg/L	StndConc µg/L	BlnkCorr Signal	Peak Area	Peak Height	Bkgnd Area	Bkgnd Height	Time	Peak Stored
1	23.1	23.1	0.0879	0.0873	0.1752	0.0895	0.0815	06:50:07	Yes

As

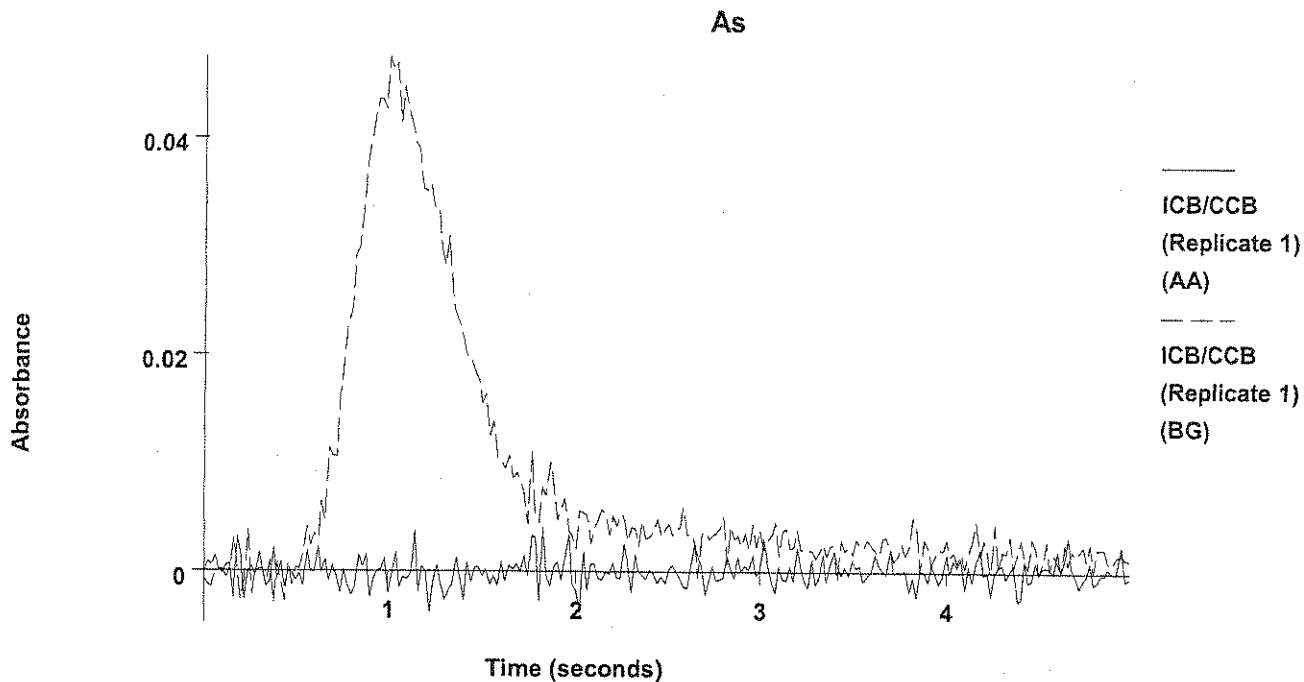


2	23.0	23.0	0.0876	0.0869	0.1670	0.0894	0.0825	06:53:00	Yes
Mean:	23.0	23.0	0.0878						
SD :	0.07	0.07	0.0003						
%RSD:	0.29	0.29	0.30						

QC value within specified limits. ✓

=====
 Element: As Seq. No.: 220 AS Loc.: 148 Date: 07/20/2006
 Sample ID: ICB/CCB
 µL dispensed: 10 from 148, 5 from 147, 15 from 148
 =====

Repl #	SampleConc µg/L	StndConc µg/L	BlkCorr Signal	Peak Area	Peak Height	Bkgnd Area	Bkgnd Height	Time	Peak Stored
1	0.7	0.7	0.0007	0.0000	0.0041	0.0380	0.0475	06:55:51	Yes



—————
ICB/CCB
(Replicate 1)
(AA)

ICB/CCB
(Replicate 1)
(BG)

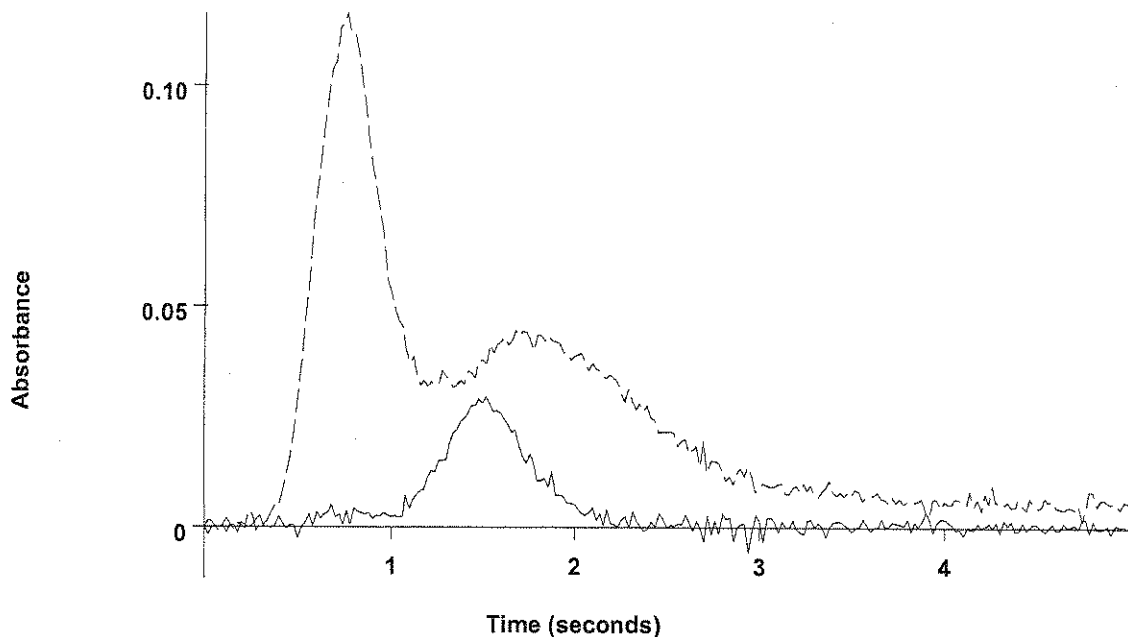
2	0.4	0.4	-0.0004	-0.0011	0.0045	0.0369	0.0461	06:58:40	Yes
Mean:	0.6	0.6	0.0001						
SD :	0.20	0.20	0.0008						
%RSD:	36.7	36.7	659.84						

QC value within specified limits. ✓

=====
Element: As Seq. No.: 221 AS Loc.: 32 Date: 07/20/2006
Sample ID: 0607173-10 x5
µL dispensed: 10 from 148, 5 from 147, 15 from 32
=====

Repl #	SampleConc µg/L	StndConc µg/L	BlkCorr Signal	Peak Area	Peak Height	Bkgnd Area	Bkgnd Height	Time	Peak Stored
1	5.3	5.3	0.0188	0.0188	0.0295	0.1192	0.1164	07:01:29	Yes

As



 0607173-10 x5
 (Replicate 1)
 (AA)

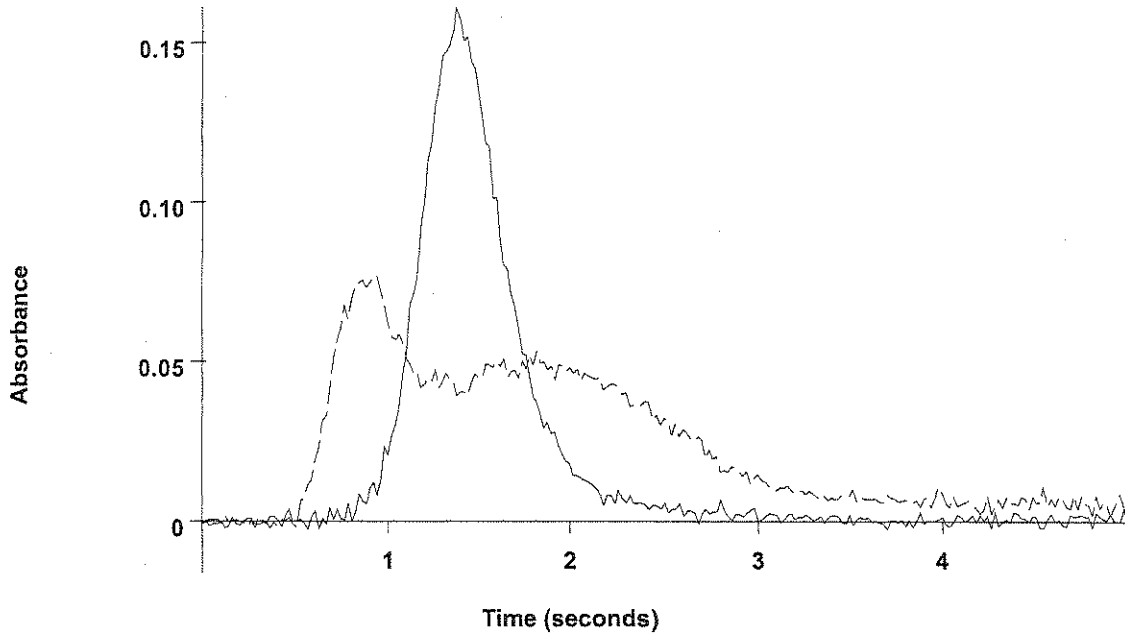
 0607173-10 x5
 (Replicate 1)
 (BG)

2	5.0	5.0	0.0175	0.0176	0.0320	0.1182	0.0776	07:04:19	Yes
Mean:	5.2	5.2	0.0181						
SD :	0.22	0.22	0.0009						
%RSD:	4.30	4.30	4.78						

=====
 Element: As Seq. No.: 222 AS Loc.: 32 Date: 07/20/2006
 Sample ID: 0607173-10 x5
 µL dispensed: 4 from 148, 5 from 147, 6 from 131, 15 from 32
 =====

Repl #	SampleConc µg/L	StndConc µg/L	Blncorr Signal	Peak Area	Peak Height	Bkgnd Area	Bkgnd Height	Time	Peak Stored
1	24.5	24.5	0.0934	0.0935	0.1613	0.1170	0.0767	07:07:18	Yes

As



0607173-10 x5
(Replicate 1)
(AA)

0607173-10 x5
(Replicate 1)
(BG)

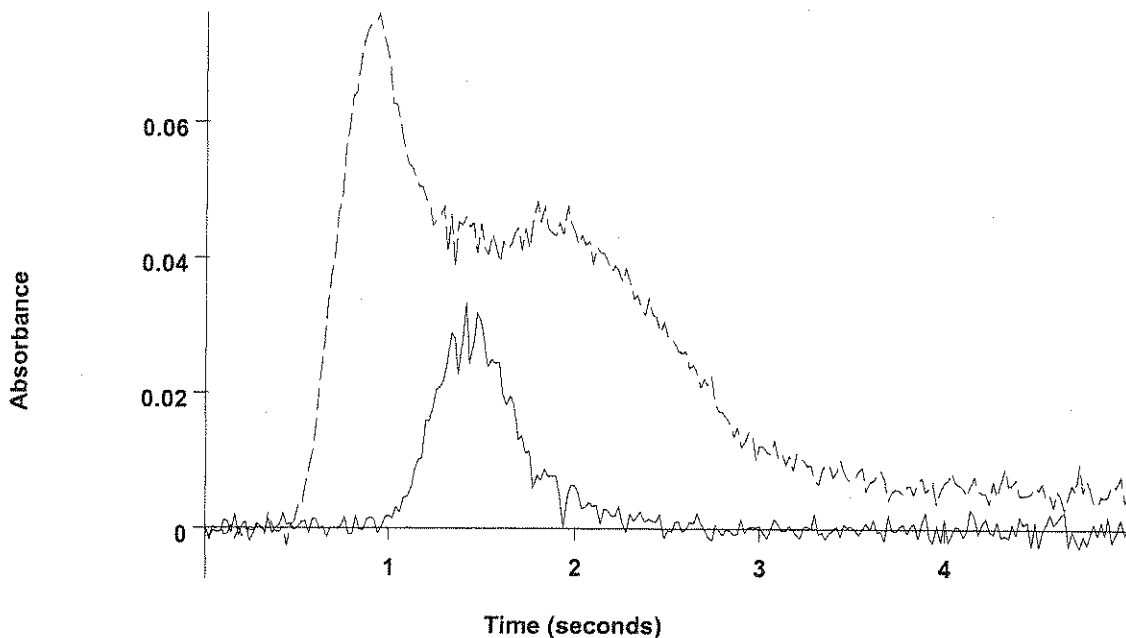
2	24.4	24.4	0.0931	0.0932	0.1586	0.1182	0.0813	07:10:16	Yes
Mean:	24.4	24.4	0.0932						
SD :	0.05	0.05	0.0002						
%RSD:	0.21	0.21	0.22						

Recovery for As = 96.3 % within 85 % to 115 %

=====
Element: As Seq. No.: 223 AS Loc.: 33 Date: 07/20/2006
Sample ID: BG61408-dup1 x5
µL dispensed: 10 from 148, 5 from 147, 15 from 33

Repl #	SampleConc µg/L	StndConc µg/L	BlnkCorr Signal	Peak Area	Peak Height	Bkgnd Area	Bkgnd Height	Time	Peak Stored
1	4.8	4.8	0.0166	0.0167	0.0332	0.1119	0.0761	07:13:06	Yes

As



 BG61408-dup1 x5
 (Replicate 1)
 (AA)

 BG61408-dup1 x5
 (Replicate 1)
 (BG)

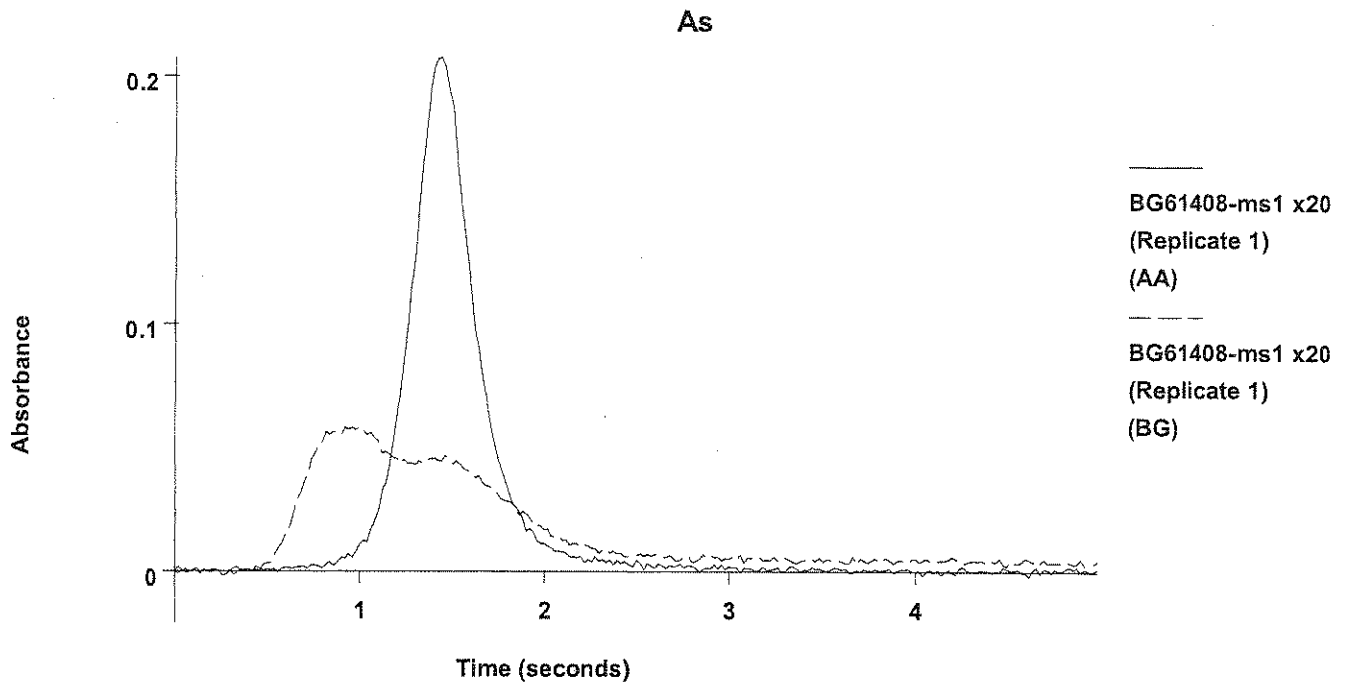
2	5.1	5.1	0.0177	0.0178	0.0307	0.1074	0.0730	07:15:56	Yes
Mean:	4.9	4.9	0.0172						
SD :	0.21	0.21	0.0008						
%RSD:	4.20	4.20	4.69						

5.2 - 4.9

 5.05 = 65

=====
 Element: As Seq. No.: 224 AS Loc.: 34 Date: 07/20/2006
 Sample ID: BG61408-ms1 x20
 µL dispensed: 10 from 148, 5 from 147, 15 from 34
 =====

Repl #	SampleConc µg/L	StndConc µg/L	BlnkCorr Signal	Peak Area	Peak Height	Bkgnd Area	Bkgnd Height	Time	Peak Stored
1	23.9	23.9	0.0909	0.0910	0.2076	0.0753	0.0585	07:18:47	Yes



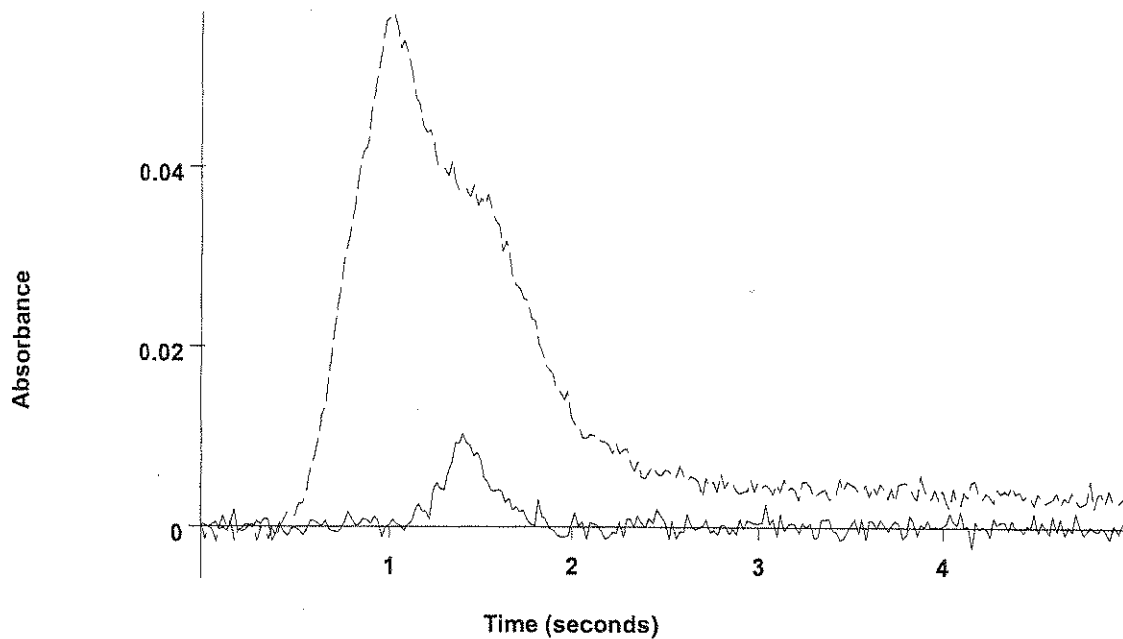
2	23.0	23.0	0.0878	0.0879	0.2107	0.0706	0.0572	07:21:37	Yes
Mean:	23.4	23.4	0.0893						
SD :	0.57	0.57	0.0022						
%RSD:	2.44	2.44	2.50						

~~23.4(20) - 5.2(5)~~
 500 (88)

=====
 Element: As Seq. No.: 225 AS Loc.: 35 Date: 07/20/2006
 Sample ID: BG61408-sd1 x25
 µL dispensed: 10 from 148, 5 from 147, 15 from 35
 =====

Repl #	SampleConc µg/L	StndConc µg/L	BlkCorr Signal	Peak Area	Peak Height	Bkgnd Area	Bkgnd Height	Time	Peak Stored
1	1.4	1.4	0.0035	0.0036	0.0104	0.0624	0.0571	07:24:28	Yes

As



BG61408-sd1 x25
(Replicate 1)
(AA)

BG61408-sd1 x25
(Replicate 1)
(BG)

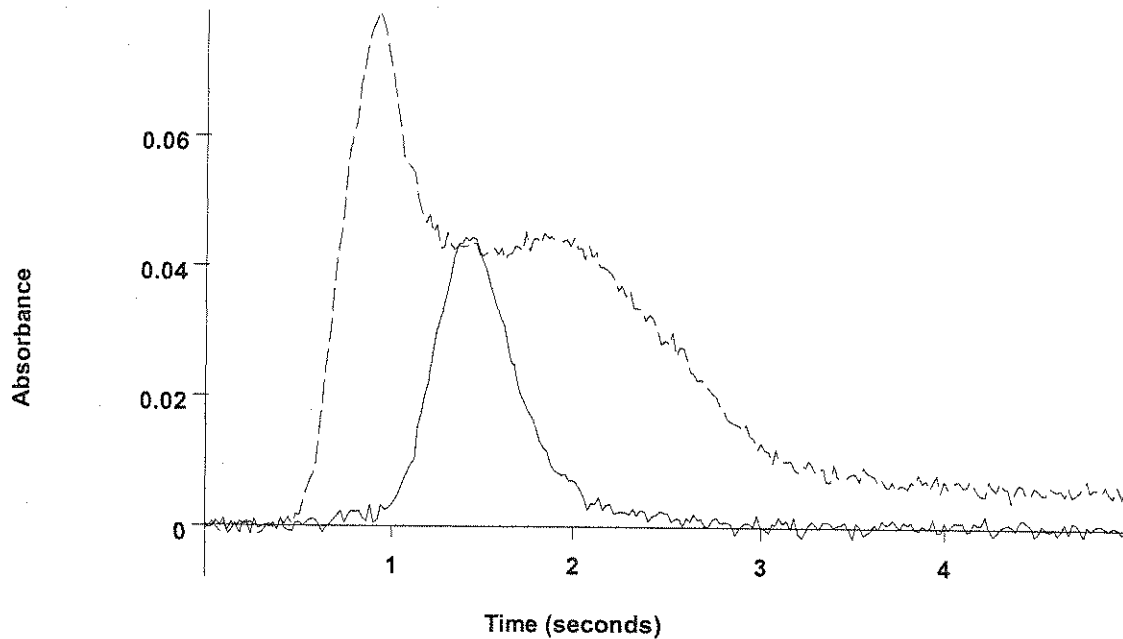
2	1.3	1.3	0.0031	0.0032	0.0095	0.0577	0.0512	07:27:18	Yes
Mean:	1.4	1.4	0.0033						
SD :	0.07	0.07	0.0003						
%RSD:	5.37	5.37	8.63						

Handwritten signature

=====
 Element: As Seq. No.: 226 AS Loc.: 36 Date: 07/20/2006
 Sample ID: 0607173-11 x5
 µL dispensed: 10 from 148, 5 from 147, 15 from 36
 =====

Repl #	SampleConc µg/L	StndConc µg/L	Blncorr Signal	Peak Area	Peak Height	Bkgnd Area	Bkgnd Height	Time	Peak Stored
1	7.4	7.4	0.0268	0.0269	0.0444	0.1121	0.0790	07:30:09	Yes

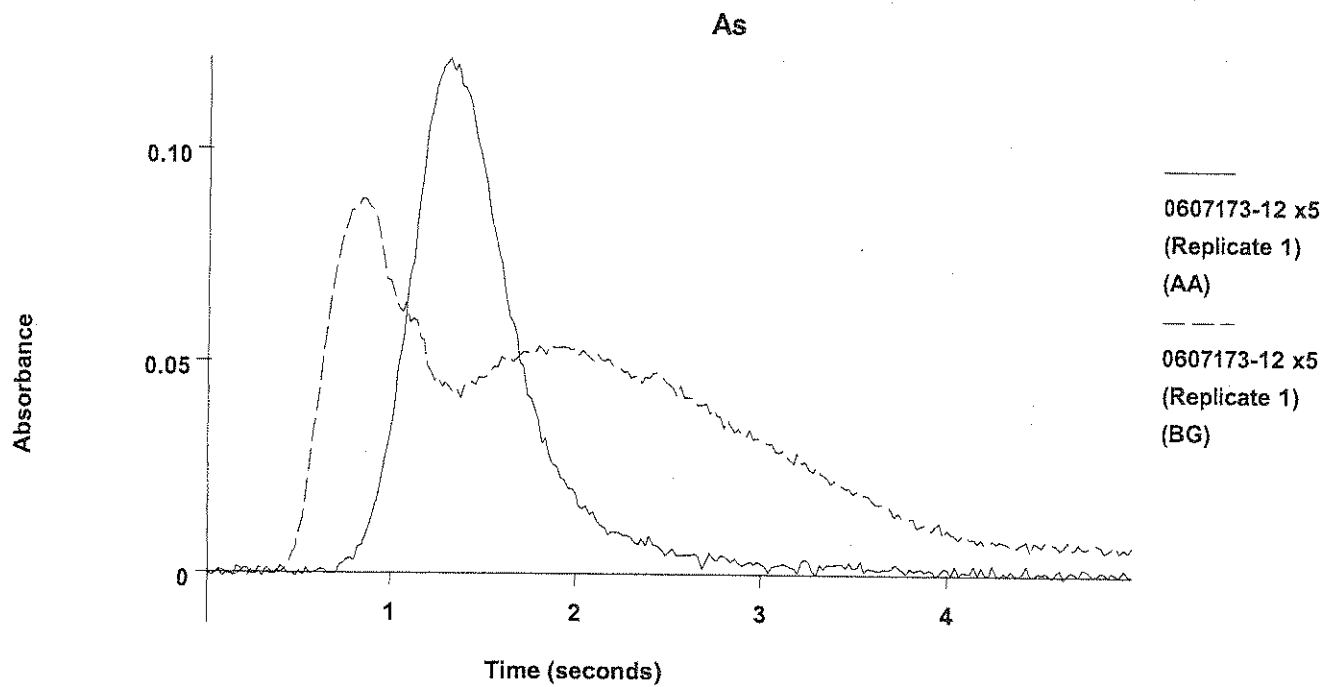
As



2	7.3	7.3	0.0263	0.0264	0.0454	0.1160	0.0786	07:32:59	Yes
Mean:	7.3	7.3	0.0266						
SD :	0.09	0.09	0.0003						
%RSD:	1.19	1.19	1.28						

=====
 Element: As Seq. No.: 227 AS Loc.: 37 Date: 07/20/2006
 Sample ID: 0607173-12 x5
 µL dispensed: 10 from 148, 5 from 147, 15 from 37
 =====

Repl #	SampleConc µg/L	StndConc µg/L	BlnkCorr Signal	Peak Area	Peak Height	Bkgnd Area	Bkgnd Height	Time	Peak Stored
1	22.1	22.1	0.0840	0.0841	0.1214	0.1549	0.0883	07:35:49	Yes

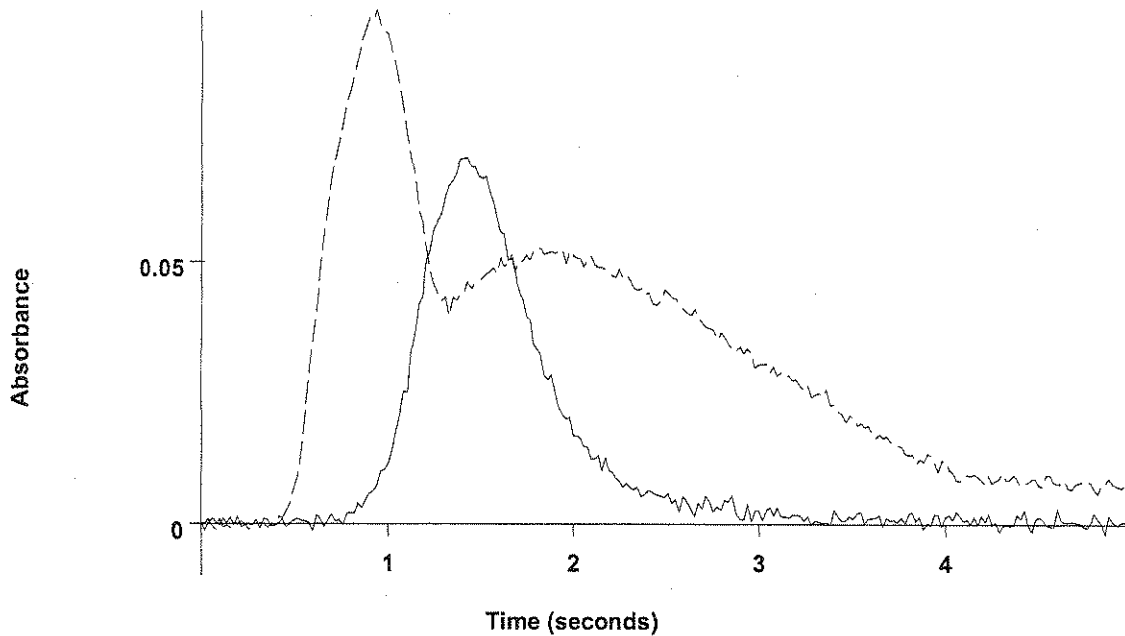


2	22.3	22.3	0.0848	0.0848	0.1202	0.1613	0.0928	07:38:39	Yes
Mean:	22.2	22.2	0.0844						
SD :	0.13	0.13	0.0005						
%RSD:	0.58	0.58	0.60						

=====
 Element: As Seq. No.: 228 AS Loc.: 38 Date: 07/20/2006
 Sample ID: 0607173-13 x5
 µL dispensed: 10 from 148, 5 from 147, 15 from 38
 =====

Repl #	SampleConc µg/L	StndConc µg/L	BlkCorr Signal	Peak Area	Peak Height	Bkgnd Area	Bkgnd Height	Time	Peak Stored
1	14.6	14.6	0.0548	0.0548	0.0699	0.1578	0.0981	07:41:30	Yes

As



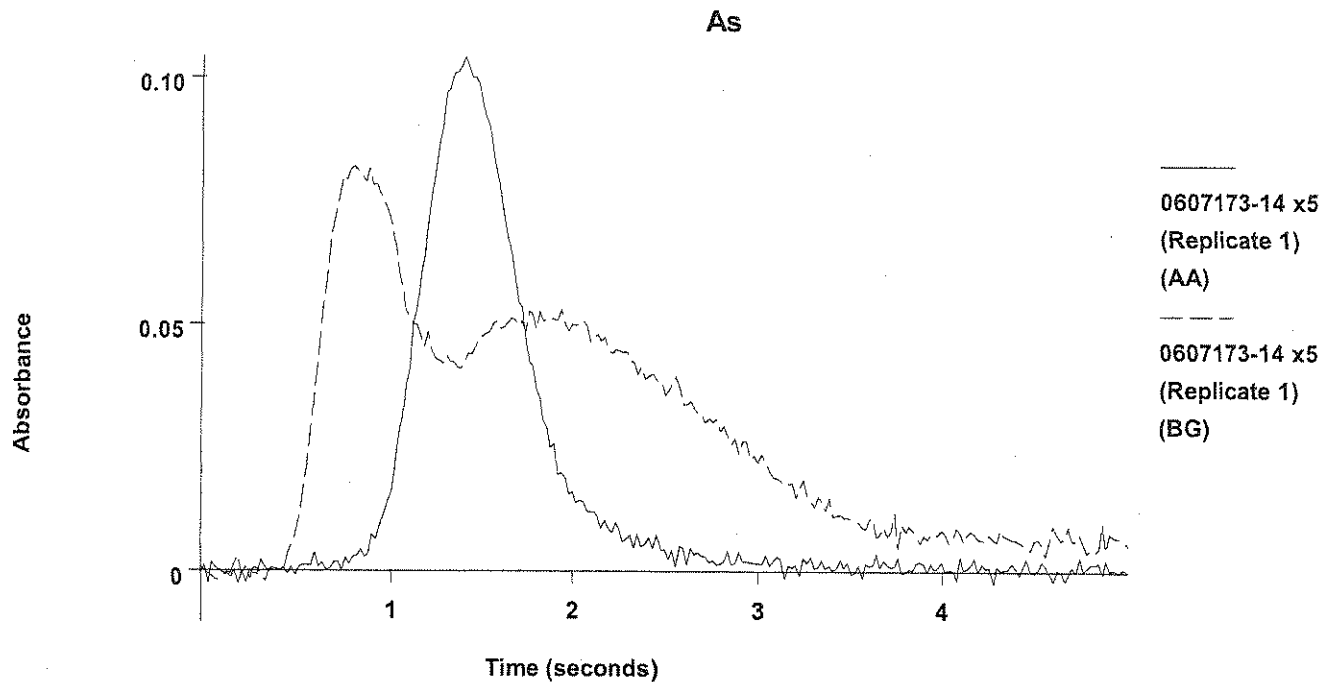
0607173-13 x5
(Replicate 1)
(AA)

0607173-13 x5
(Replicate 1)
(BG)

2	14.6	14.6	0.0549	0.0549	0.0754	0.1699	0.0960	07:44:20	Yes
Mean:	14.6	14.6	0.0548						
SD :	0.02	0.02	0.0001						
%RSD:	0.12	0.12	0.12						

=====
 Element: As Seq. No.: 229 AS Loc.: 39 Date: 07/20/2006
 Sample ID: 0607173-14 x5
 µL dispensed: 10 from 148, 5 from 147, 15 from 39
 =====

Repl #	SampleConc µg/L	StndConc µg/L	Blncorr Signal	Peak Area	Peak Height	Bkgnd Area	Bkgnd Height	Time	Peak Stored
1	18.7	18.7	0.0710	0.0710	0.1042	0.1363	0.0819	07:47:10	Yes

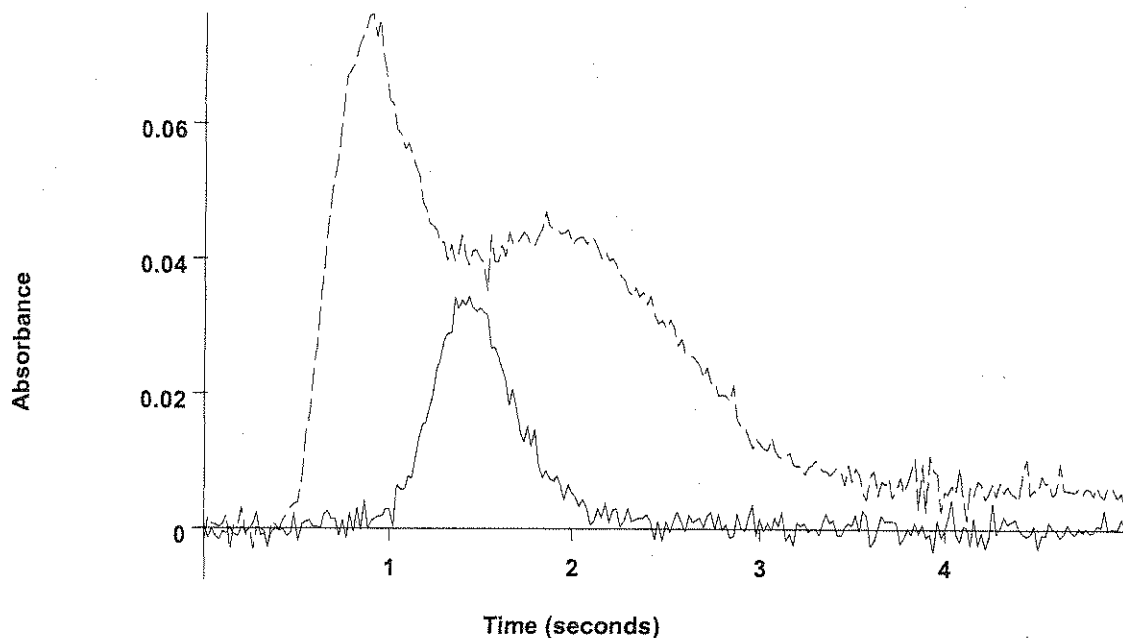


2	18.7	18.7	0.0709	0.0710	0.1044	0.1383	0.0884	07:50:00	Yes
Mean:	18.7	18.7	0.0709						
SD :	0.00	0.00	0.0000						
%RSD:	0.02	0.02	0.02						

=====
 Element: As Seq. No.: 230 AS Loc.: 40 Date: 07/20/2006
 Sample ID: 0607173-15 x5
 µL dispensed: 10 from 148, 5 from 147, 15 from 40
 =====

Repl #	SampleConc µg/L	StndConc µg/L	BlnkCorr Signal	Peak Area	Peak Height	Bkgnd Area	Bkgnd Height	Time	Peak Stored
1	5.7	5.7	0.0203	0.0204	0.0345	0.1157	0.0761	07:52:51	Yes

As



 0607173-15 x5
 (Replicate 1)
 (AA)

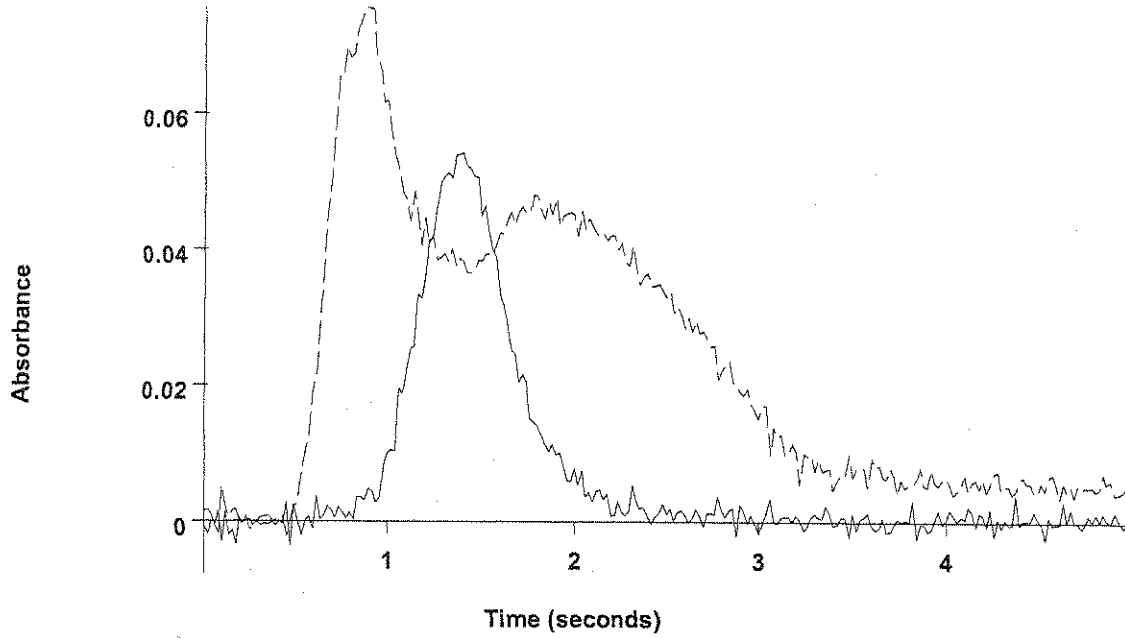
 0607173-15 x5
 (Replicate 1)
 (BG)

2	5.7	5.7	0.0201	0.0202	0.0347	0.1119	0.0771	07:55:41	Yes
Mean:	5.7	5.7	0.0202						
SD :	0.03	0.03	0.0001						
%RSD:	0.56	0.56	0.62						

=====
 Element: As Seq. No.: 231 AS Loc.: 41 Date: 07/20/2006
 Sample ID: 0607173-16 x5
 µL dispensed: 10 from 148, 5 from 147, 15 from 41
 =====

Repl #	SampleConc µg/L	StndConc µg/L	BlkCorr Signal	Peak Area	Peak Height	Bkgnd Area	Bkgnd Height	Time	Peak Stored
1	9.1	9.1	0.0333	0.0334	0.0542	0.1142	0.0756	07:58:31	Yes

As



 0607173-16 x5
 (Replicate 1)
 (AA)

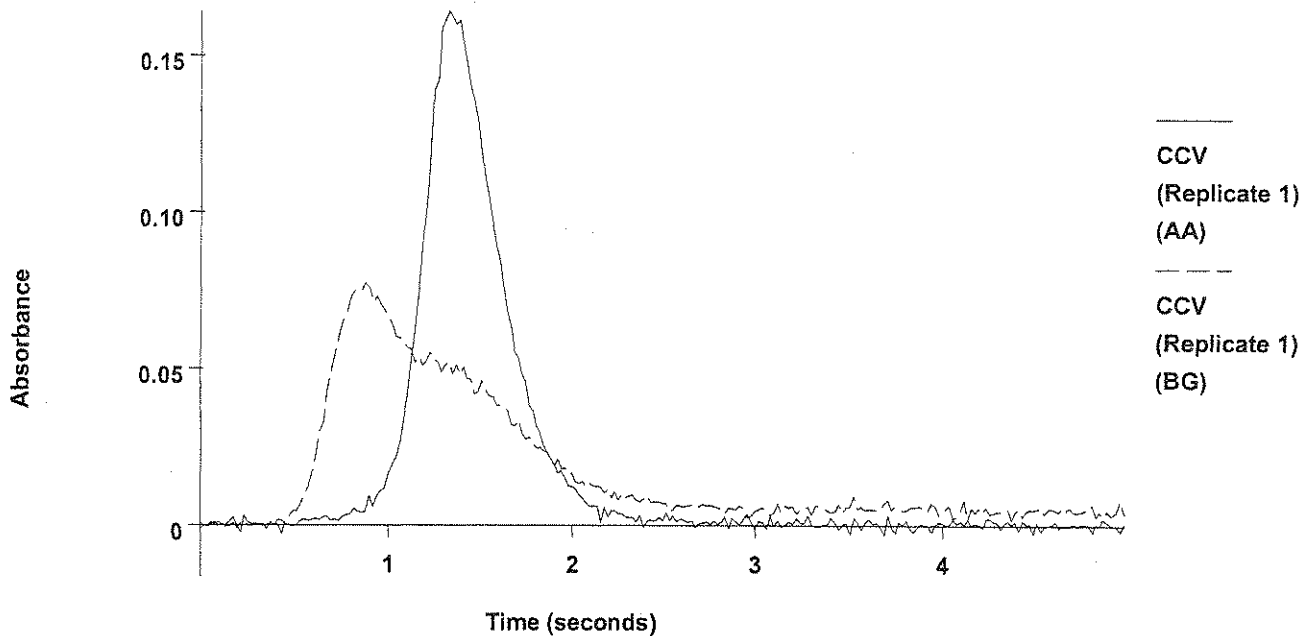
 0607173-16 x5
 (Replicate 1)
 (BG)

2	9.5	9.5	0.0350	0.0351	0.0591	0.1184	0.0831	08:01:20	Yes
Mean:	9.3	9.3	0.0342						
SD :	0.30	0.30	0.0012						
%RSD:	3.21	3.21	3.40						

=====
 Element: As Seq. No.: 232 AS Loc.: 126 Date: 07/20/2006
 Sample ID: CCV
 µL dispensed: 10 from 148, 5 from 147, 15 from 126
 =====

Repl #	SampleConc µg/L	StndConc µg/L	BlnkCorr Signal	Peak Area	Peak Height	Bkgnd Area	Bkgnd Height	Time	Peak Stored
1	22.3	22.3	0.0848	0.0841	0.1642	0.0837	0.0770	08:04:12	Yes

As



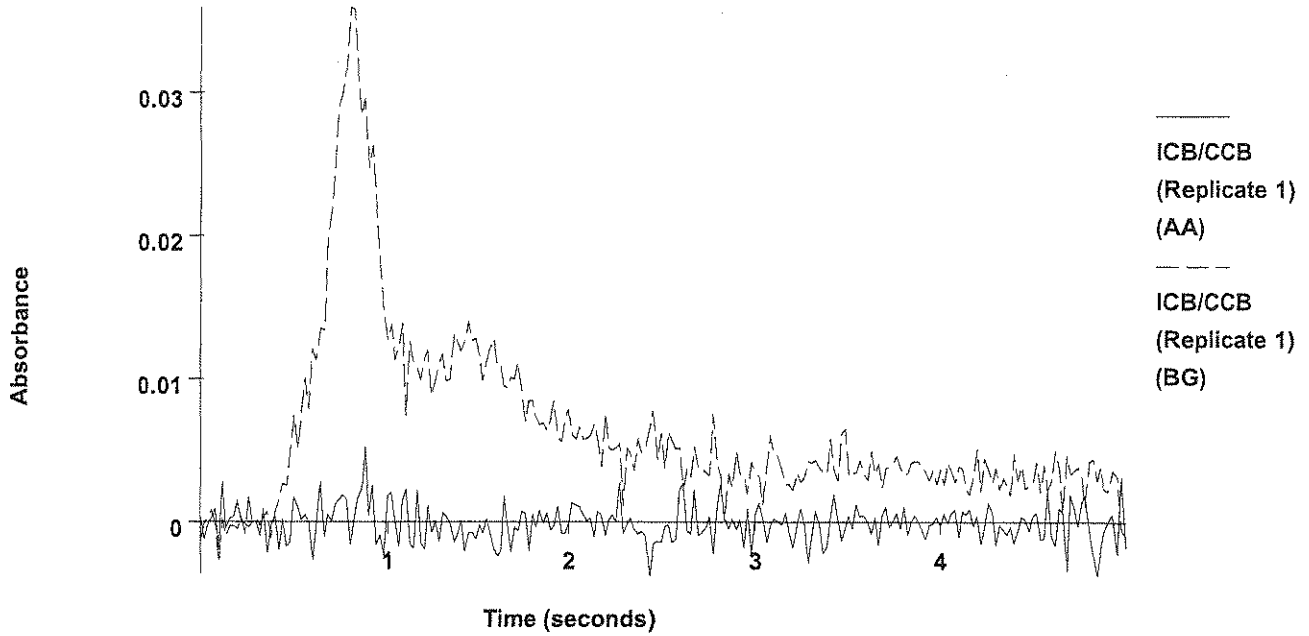
2	22.6	22.6	0.0860	0.0854	0.1686	0.0900	0.0826	08:07:05	Yes
Mean:	22.4	22.4	0.0854						
SD :	0.22	0.22	0.0009						
%RSD:	0.98	0.98	1.01						

QC value within specified limits. ✓

=====
 Element: As Seq. No.: 233 AS Loc.: 148 Date: 07/20/2006
 Sample ID: ICB/CCB
 µL dispensed: 10 from 148, 5 from 147, 15 from 148
 =====

Repl #	SampleConc µg/L	StndConc µg/L	BlnkCorr Signal	Peak Area	Peak Height	Bkgnd Area	Bkgnd Height	Time	Peak Stored
1	0.5	0.5	0.0001	-0.0005	0.0053	0.0323	0.0359	08:09:55	Yes

As

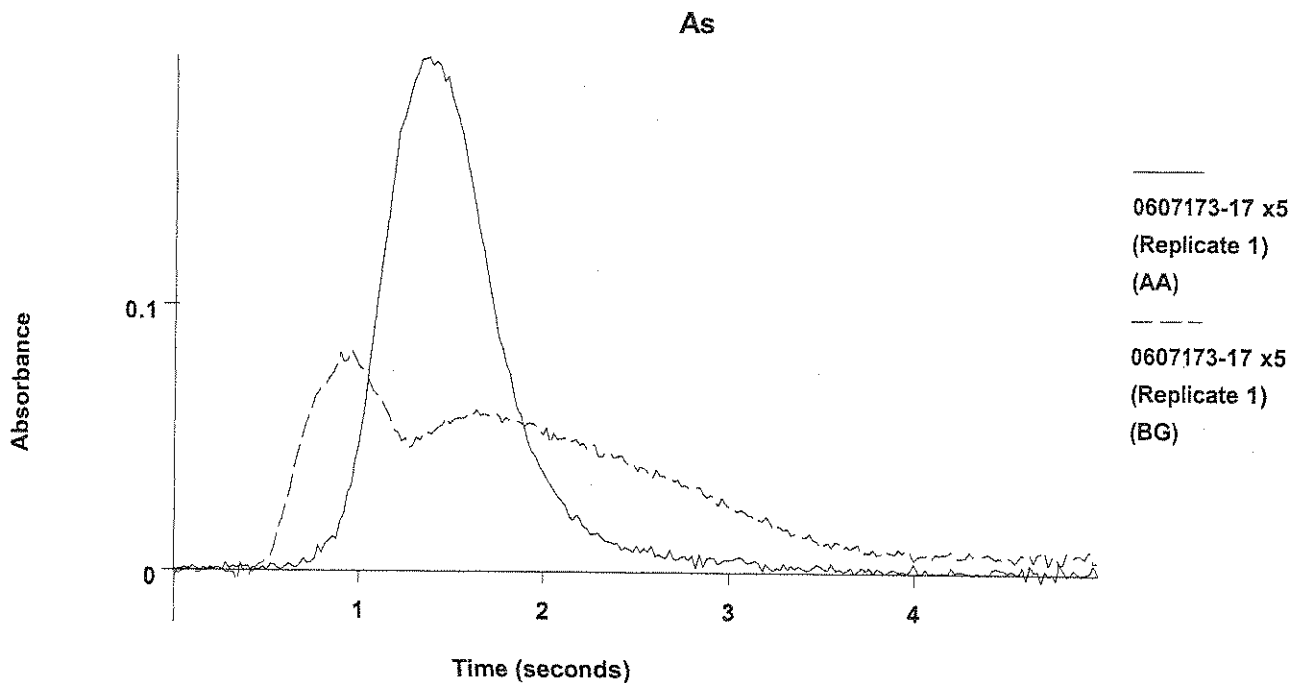


2	0.5	0.5	-0.0002	-0.0008	0.0045	0.0268	0.0507	08:12:44	Yes
Mean:	0.5	0.5	-0.0001						
SD :	0.05	0.05	0.0002						
%RSD:	9.85	9.85	379.33						

QC value within specified limits. ✓

=====
 Element: As Seq. No.: 234 AS Loc.: 42 Date: 07/20/2006
 Sample ID: 0607173-17 x5
 µL dispensed: 10 from 148, 5 from 147, 15 from 42
 =====

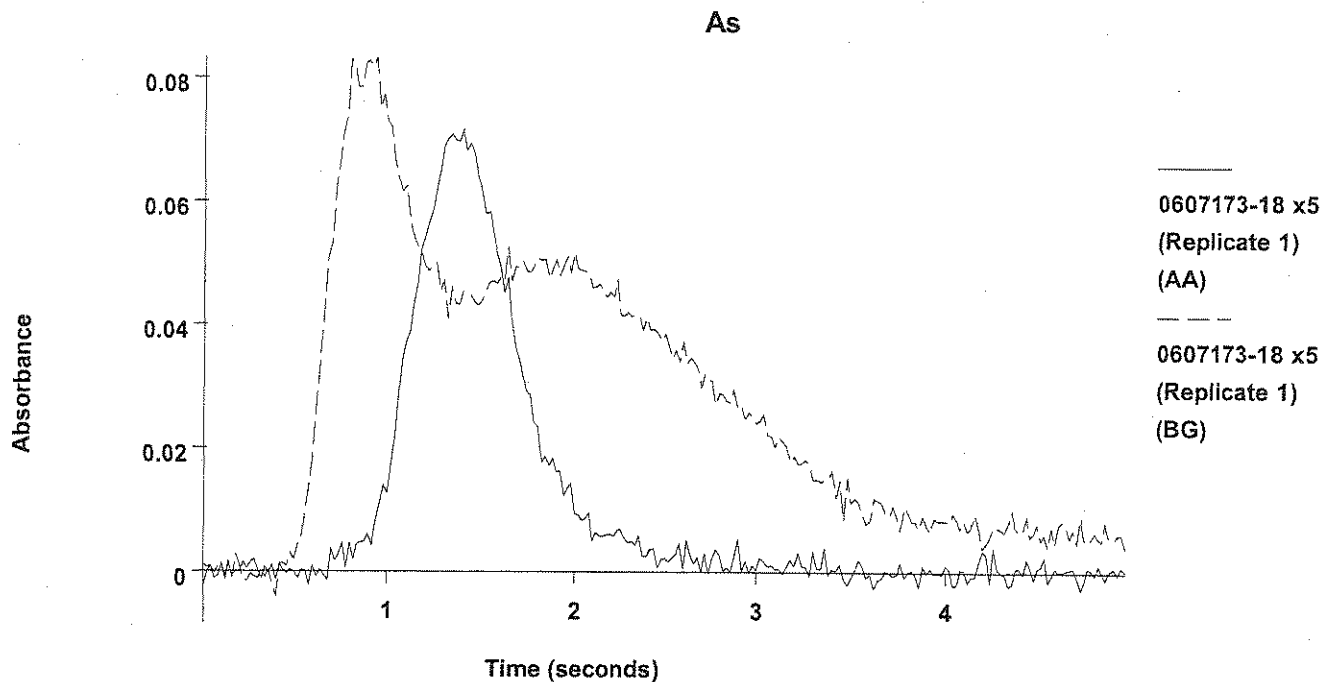
Repl #	SampleConc µg/L	StndConc µg/L	BlkCorr Signal	Peak Area	Peak Height	Bkgnd Area	Bkgnd Height	Time	Peak Stored
1	37.8	37.8	0.1452	0.1453	0.1933	0.1440	0.0830	08:15:34	Yes



2	38.8	38.8	0.1493	0.1494	0.1983	0.1481	0.0846	08:18:23	Yes
Mean:	38.3	38.3	0.1472						
SD :	0.73	0.73	0.0029						
%RSD:	1.91	1.91	1.94						

=====
 Element: As Seq. No.: 235 AS Loc.: 43 Date: 07/20/2006
 Sample ID: 0607173-18 x5
 µL dispensed: 10 from 148, 5 from 147, 15 from 43
 =====

Repl #	SampleConc µg/L	StndConc µg/L	BlnkCorr Signal	Peak Area	Peak Height	Bkgnd Area	Bkgnd Height	Time	Peak Stored
1	13.0	13.0	0.0485	0.0486	0.0716	0.1350	0.0833	08:21:12	Yes



2	12.9	12.9	0.0482	0.0483	0.0725	0.1403	0.0835	08:24:02	Yes
Mean:	12.9	12.9	0.0483						
SD :	0.06	0.06	0.0002						
%RSD:	0.44	0.44	0.46						

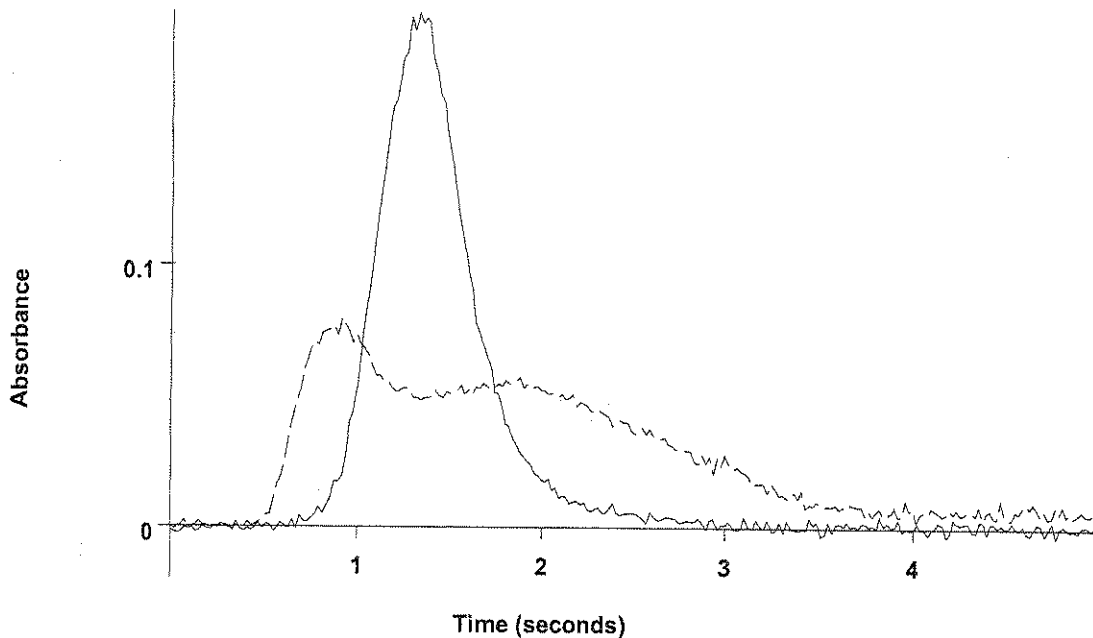
=====
 Element: As Seq. No.: 236 AS Loc.: 43 Date: 07/20/2006

Sample ID: 0607173-18 x5

μL dispensed: 4 from 148, 5 from 147, 6 from 131, 15 from 43

Repl #	SampleConc μg/L	StndConc μg/L	BlkCorr Signal	Peak Area	Peak Height	Bkgnd Area	Bkgnd Height	Time	Peak Stored
1	30.9	30.9	0.1185	0.1186	0.1965	0.1362	0.0796	08:27:02	Yes

As



 0607173-18 x5
 (Replicate 1)
 (AA)

 0607173-18 x5
 (Replicate 1)
 (BG)

2	32.9	32.9	0.1262	0.1263	0.1960	0.1425	0.0852	08:30:01	Yes
Mean:	31.9	31.9	0.1223						
SD :	1.40	1.40	0.0054						
%RSD:	4.38	4.38	4.45						

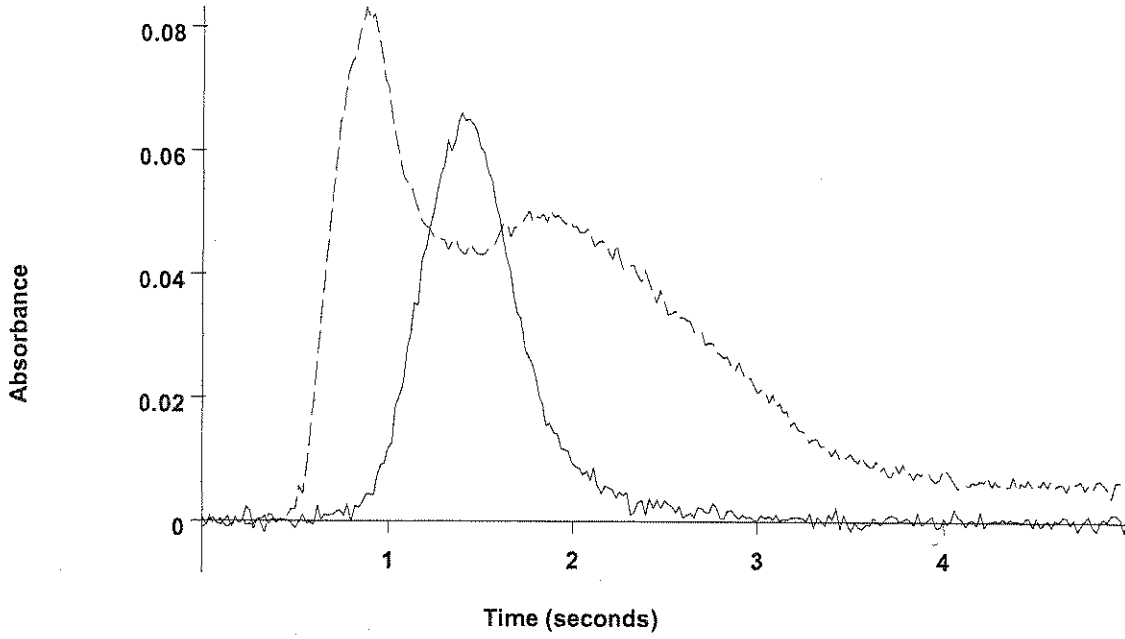
Recovery for As = 94.9 % within 85 % to 115 %



=====
 Element: As Seq. No.: 237 AS Loc.: 44 Date: 07/20/2006
 Sample ID: BG61408-dup2 x5
 µL dispensed: 10 from 148, 5 from 147, 15 from 44
 =====

Repl #	SampleConc µg/L	StndConc µg/L	BlkCorr Signal	Peak Area	Peak Height	Bkgnd Area	Bkgnd Height	Time	Peak Stored
1	11.7	11.7	0.0437	0.0438	0.0661	0.1288	0.0832	08:32:53	Yes

As



 BG61408-dup2 x5
 (Replicate 1)
 (AA)

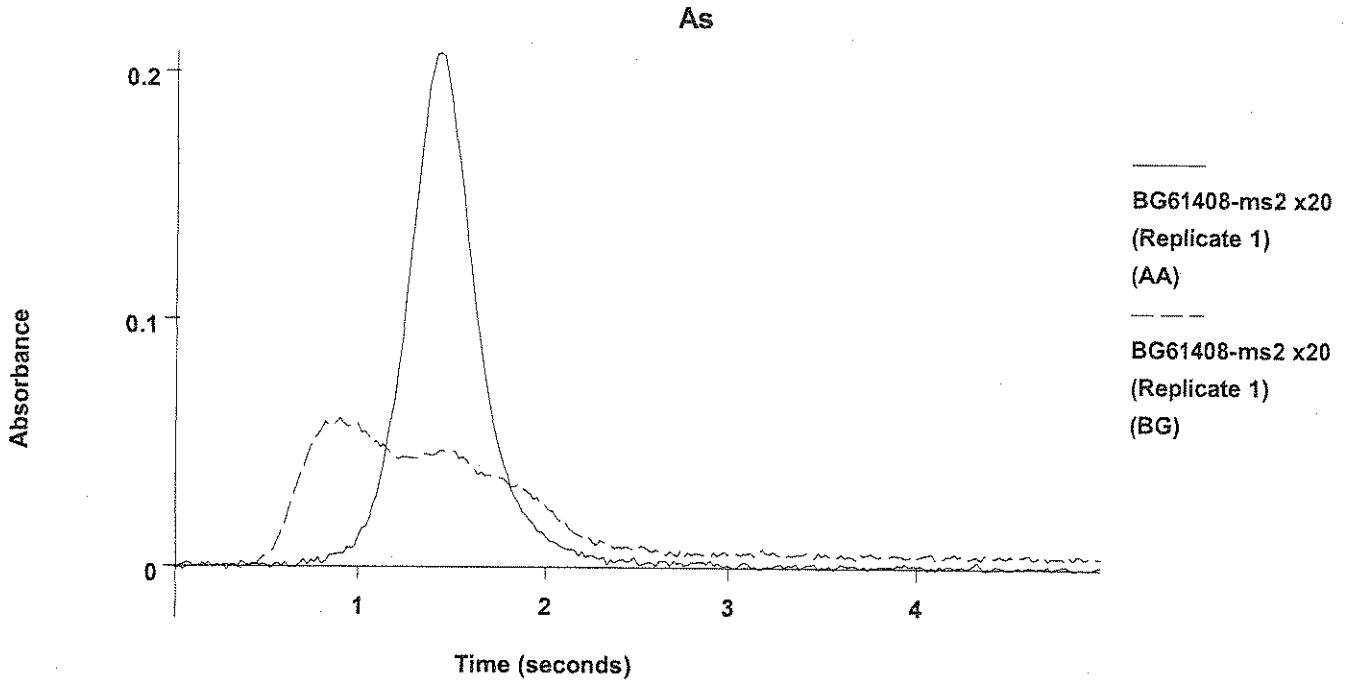
 BG61408-dup2 x5
 (Replicate 1)
 (BG)

2	11.6	11.6	0.0434	0.0434	0.0675	0.1275	0.0792	08:35:44	Yes
Mean:	11.7	11.7	0.0435						
SD :	0.06	0.06	0.0002						
%RSD:	0.50	0.50	0.52						

$$\left(\frac{12.9 - 11.7}{12.3} \right) \times 100 = 10\%$$

=====
 Element: As Seq. No.: 238 AS Loc.: 45 Date: 07/20/2006
 Sample ID: BG61408-ms2 x20
 µL dispensed: 10 from 148, 5 from 147, 15 from 45
 =====

Repl #	SampleConc µg/L	StdConc µg/L	BlkCorr Signal	Peak Area	Peak Height	Bkgnd Area	Bkgnd Height	Time	Peak Stored
1	24.9	24.9	0.0949	0.0950	0.2077	0.0814	0.0600	08:38:35	Yes



 BG61408-ms2 x20
 (Replicate 1)
 (AA)

 BG61408-ms2 x20
 (Replicate 1)
 (BG)

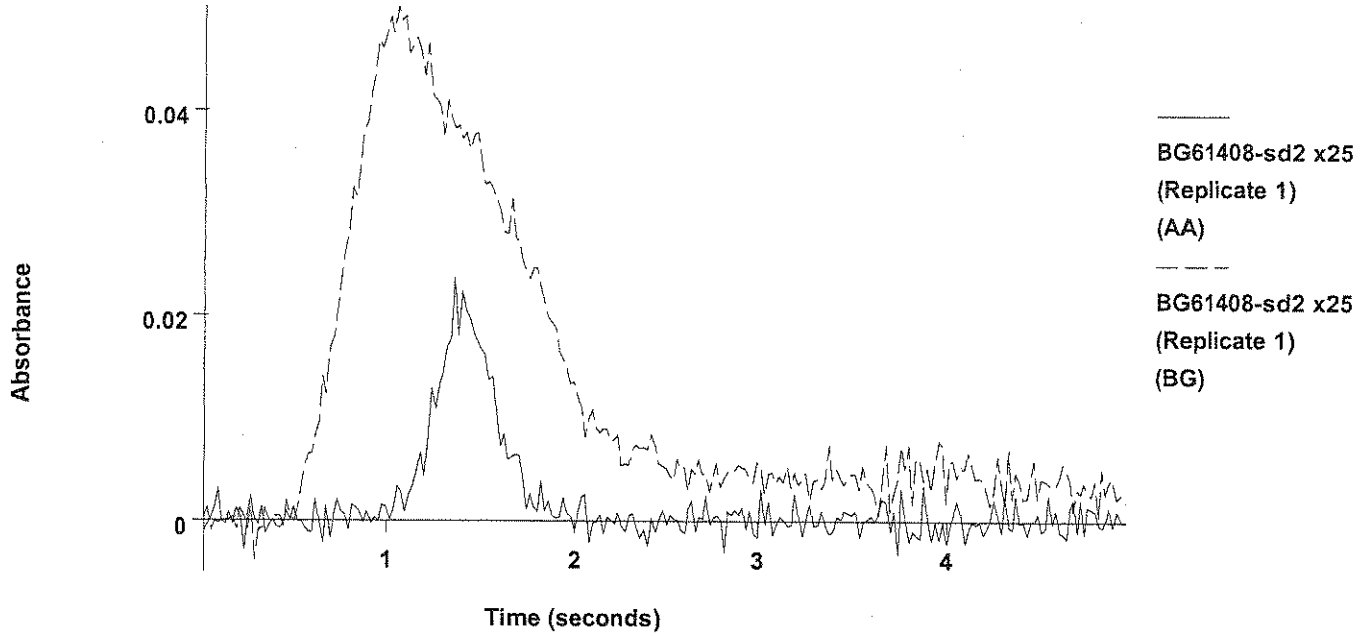
2	24.9	24.9	0.0949	0.0949	0.2093	0.0810	0.0504	08:41:26	Yes
Mean:	24.9	24.9	0.0949						
SD :	0.00	0.00	0.0000						
%RSD:	0.01	0.01	0.01						

$$\left(\frac{(24.9)(20) - (12.9)(5)}{500} \right) / 100 = 87.$$

=====
 Element: As Seq. No.: 239 AS Loc.: 46 Date: 07/20/2006
 Sample ID: BG61408-sd2 x25
 µL dispensed: 10 from 148, 5 from 147, 15 from 46
 =====

Repl #	SampleConc µg/L	StndConc µg/L	BlkCorr Signal	Peak Area	Peak Height	Bkgnd Area	Bkgnd Height	Time	Peak Stored
1	2.7	2.7	0.0084	0.0085	0.0238	0.0595	0.0501	08:44:17	Yes

As

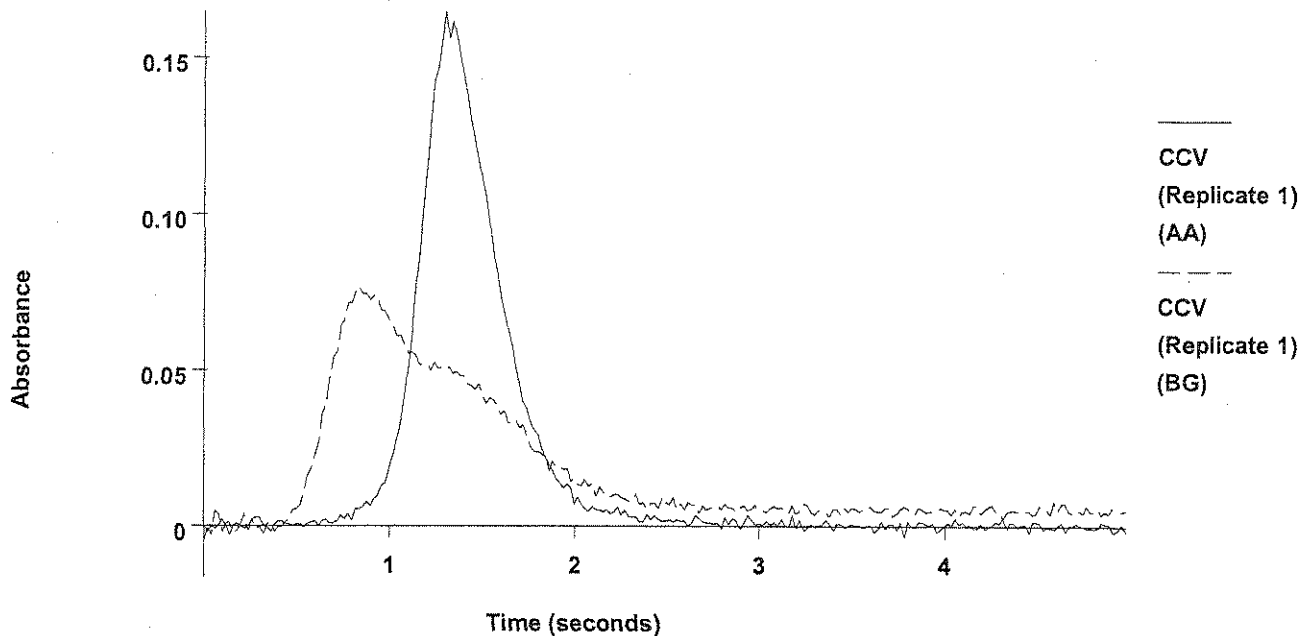


2.	2.7	2.7	0.0087	0.0088	0.0221	0.0637	0.0521	08:47:08	Yes
Mean:	2.7	2.7	0.0085						
SD :	0.05	0.05	0.0002						
%RSD:	1.95	1.95	2.41						

=====
 Element: As Seq. No.: 240 AS Loc.: 126 Date: 07/20/2006
 Sample ID: CCV
 µL dispensed: 10 from 148, 5 from 147, 15 from 126
 =====

Repl #	SampleConc µg/L	StndConc µg/L	BlnkCorr Signal	Peak Area	Peak Height	Bkgnd Area	Bkgnd Height	Time	Peak Stored
1	21.7	21.7	0.0824	0.0818	0.1646	0.0844	0.0765	08:50:00	Yes

As



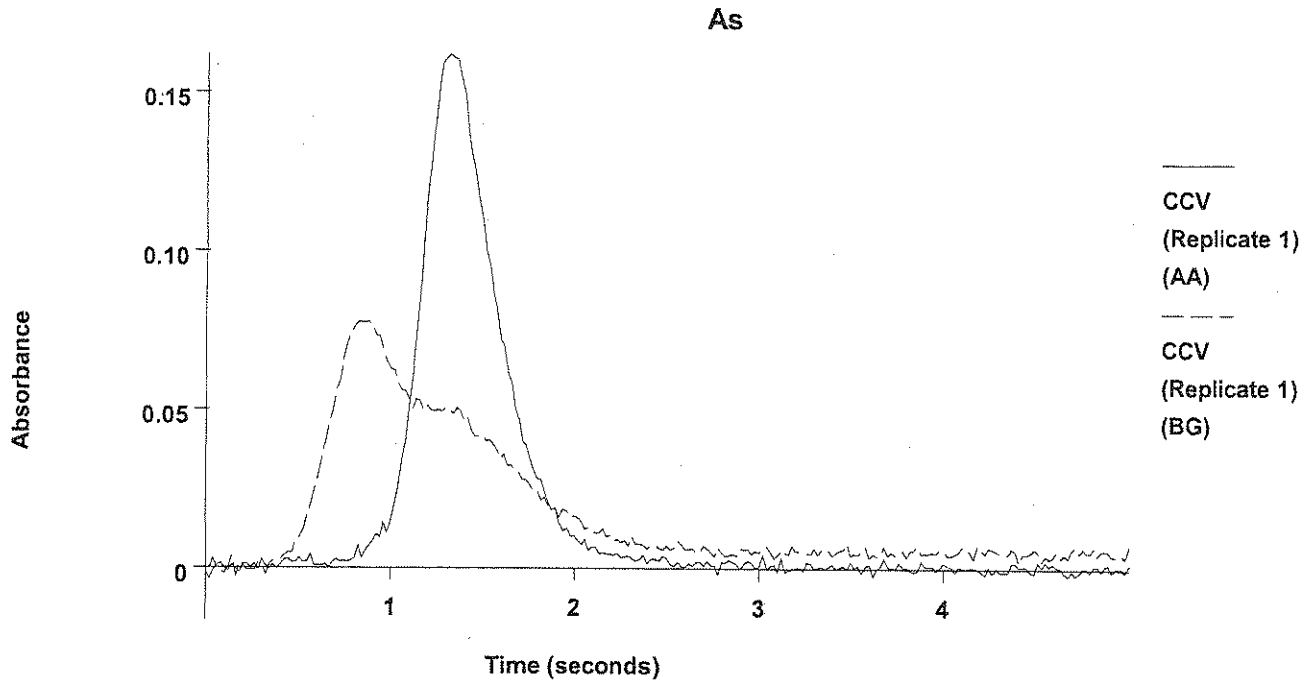
2	22.4	22.4	0.0851	0.0845	0.1661	0.0855	0.0801	08:52:53	Yes
Mean:	22.0	22.0	0.0838						
SD :	0.49	0.49	0.0019						
%RSD:	2.24	2.24	2.29						

QC failed, value less than lower limit for As.

88% 700 Series ±20%
SD 7/20/06

=====
 Element: As Seq. No.: 241 AS Loc.: 126 Date: 07/20/2006
 Sample ID: CCV
 µL dispensed: 10 from 148, 5 from 147, 15 from 126
 =====

Repl #	SampleConc µg/L	StndConc µg/L	BlkCorr Signal	Peak Area	Peak Height	Bkgnd Area	Bkgnd Height	Time	Peak Stored
1	21.9	21.9	0.0834	0.0827	0.1620	0.0852	0.0776	08:55:45	Yes

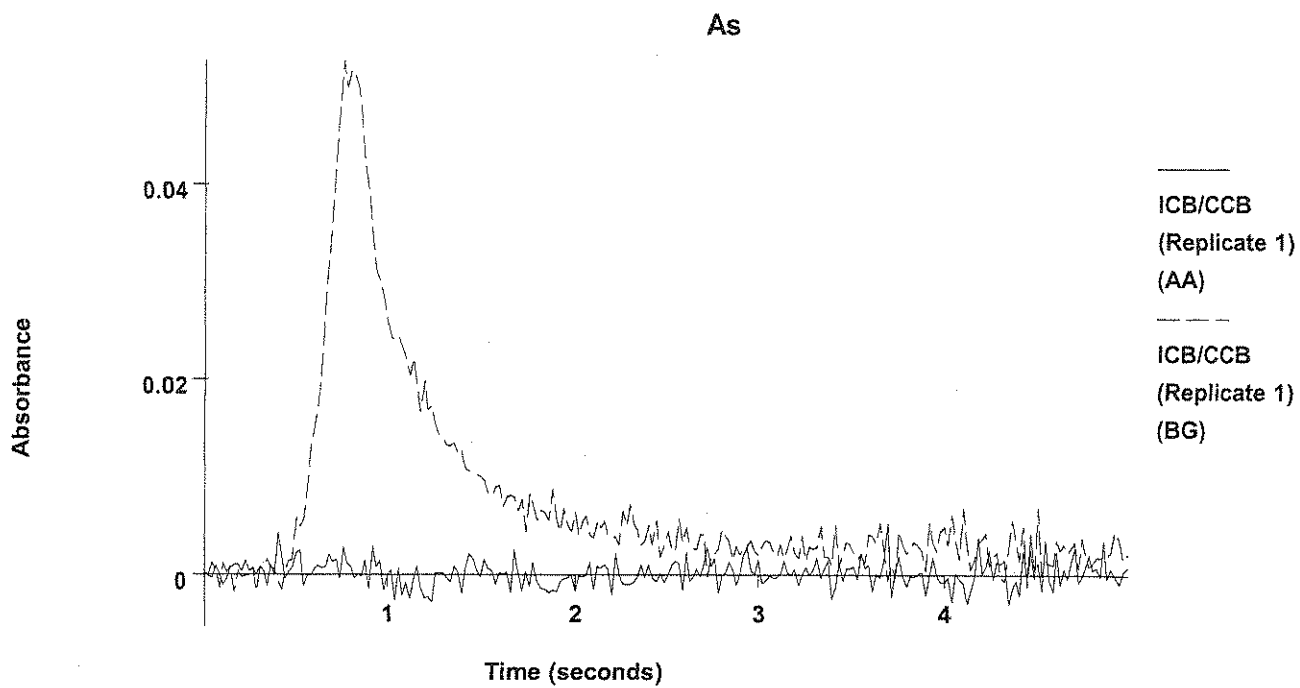


2	21.9	21.9	0.0832	0.0825	0.1655	0.0847	0.0781	08:58:37	Yes
Mean:	21.9	21.9	0.0833						
SD :	0.03	0.03	0.0001						
%RSD:	0.15	0.15	0.16						

QC failed, value less than lower limit for As.
 Current analysis method being continued.

=====
 Element: As Seq. No.: 242 AS Loc.: 148 Date: 07/20/2006
 Sample ID: ICB/CCB
 µL dispensed: 10 from 148, 5 from 147, 15 from 148
 =====

Repl #	SampleConc µg/L	StndConc µg/L	BlkCorr Signal	Peak Area	Peak Height	Bkgnd Area	Bkgnd Height	Time	Peak Stored
1	0.9	0.9	0.0016	0.0010	0.0053	0.0370	0.0527	09:01:27	Yes



2	0.7	0.7	0.0006	0.0000	0.0050	0.0209	0.0454	09:04:17	Yes
Mean:	0.8	0.8	0.0011						
SD :	0.18	0.18	0.0007						
%RSD:	22.7	22.7	64.44						

QC value within specified limits.

ANALYSIS SEQUENCE

BPG0361

Instrument: ICP3

Calibration ID: UNASSIGNED

Lab Number	Analysis	Container	Order	Position	STD ID	ISTD ID	Client
BPG0361-CAL1	QC		1		6G14026		
BPG0361-CAL2	QC		2		6G14027		
BPG0361-CAL3	QC		3		6G14028		
BPG0361-CAL4	QC		4		6G14029		
BPG0361-CAL5	QC		5		6G14030		
BPG0361-CAL6	QC		6		6G14031		
BPG0361-ICV1	QC		7		6G14029		
BPG0361-SCV1	QC		8		6G14032		
BPG0361-ICB1	QC		9				
BG61410-BLK1	QC		10				
BG61410-BS1	QC		11				
BPG0361-CCB1	QC		12				
BPG0361-CCV1	QC		13		6G14029		
BG61410-BSD1	QC		14				
BG61410-SRM1	QC		15				
BG61410-DUP1	QC		16				
BG61410-MS1	QC		17				
BG61410-MSD1	QC		18				
BG61410-PS1	QC		19				
BG61410-DUP2	QC		20				
BG61410-MS2	QC		21				
BG61410-MSD2	QC		22				
BG61410-PS2	QC		23				
BPG0361-CCB2	QC		24				
BPG0361-CCV2	QC		25		6G14029		
0607173-01	Hg: ppm Mercury 7471	A	26				MACTEC Engineering & Consulting, Inc
0607173-02	Hg: ppm Mercury 7471	A	27				MACTEC Engineering & Consulting, Inc
0607173-03	Hg: ppm Mercury 7471	A	28				MACTEC Engineering & Consulting, Inc
0607173-04	Hg: ppm Mercury 7471	A	29				MACTEC Engineering & Consulting, Inc
0607173-05	Hg: ppm Mercury 7471	A	30				MACTEC Engineering & Consulting, Inc
0607173-06	Hg: ppm Mercury 7471	A	31				MACTEC Engineering & Consulting, Inc
0607173-06RE1	Hg: ppm Mercury 7471	A	32				MACTEC Engineering & Consulting, Inc
0607173-07	Hg: ppm Mercury 7471	A	33				MACTEC Engineering & Consulting, Inc

Samples Loaded By

Date

Data Processed By

Date

ANALYSIS SEQUENCE

BPG0361

Instrument: ICP3

Calibration ID: UNASSIGNED

Lab Number	Analysis	Container	Order	Position	STD ID	ISTD ID	Client
0607173-08	Hg: ppm Mercury 7471	A	34				MACTEC Engineering & Consulting, In
0607173-09	Hg: ppm Mercury 7471	A	35				MACTEC Engineering & Consulting, In
BPG0361-CCB3	QC		36				
BPG0361-CCV3	QC		37		6G14029		
0607173-10	Hg: ppm Mercury 7471	A	38				MACTEC Engineering & Consulting, In
0607173-11	Hg: ppm Mercury 7471	A	39				MACTEC Engineering & Consulting, In
0607173-12	Hg: ppm Mercury 7471	A	40				MACTEC Engineering & Consulting, In
0607173-13	Hg: ppm Mercury 7471	A	41				MACTEC Engineering & Consulting, In
0607173-14	Hg: ppm Mercury 7471	A	42				MACTEC Engineering & Consulting, In
0607173-15	Hg: ppm Mercury 7471	A	43				MACTEC Engineering & Consulting, In
0607173-16	Hg: ppm Mercury 7471	A	44				MACTEC Engineering & Consulting, In
0607173-17	Hg: ppm Mercury 7471	A	45				MACTEC Engineering & Consulting, In
0607173-18	Hg: ppm Mercury 7471	A	46				MACTEC Engineering & Consulting, In
BPG0361-CCB4	QC		47				
BPG0361-CCV4	QC		48		6G14029		
BPG0361-SRD1	QC		49				
BPG0361-SRD2	QC		50				

Samples Loaded By

Date

Data Processed By

Date

Autosampler Loading List

Sample Information File: 071506A.SIF

Methods: Hg_5ppb Shigh

Location	Elements	Solution
0	Hg	Wash Solution
1	Hg	Calib Blank
	Hg	ICCB: 0.0000 µg/L
2	Hg	0.5 ug/L: 0.5 µg/L
3	Hg	1.0 ug/L: 1.0 µg/L
4	Hg	3.0 ug/L: 3.0 µg/L
	Hg	STD 3.0: 3.0000 µg/L
5	Hg	5.0 ug/L: 5.0 µg/L
6	Hg	10.0 ug/L: 10.0 µg/L
7	Hg	ICV: 3.0000 µg/L
9	Hg	Sample: BG61410-blk1
10	Hg	Sample: BG61410-bs1
11	Hg	Sample: BG61410-bsd1
12	Hg	Sample: BG61410-srml x10
13	Hg	Sample: 0607173-01
14	Hg	Sample: 0607173-02
15	Hg	Sample: 0607173-03
16	Hg	Sample: 0607173-04
17	Hg	Sample: 0607173-05
18	Hg	Sample: 0607173-06
19	Hg	Sample: 0607173-07
20	Hg	Sample: 0607173-08
21	Hg	Sample: 0607173-09
22	Hg	Sample: 0607173-10
23	Hg	Sample: BG61410-dup1
24	Hg	Sample: BG61410-ms1 BG-61410-MS1 ^{END} 7/21/06
25	Hg	Sample: BG61410-msd1
26	Hg	Sample: BG61410-sd1 x5
27	Hg	Sample: BG61410-pds1
28	Hg	Sample: 0607173-11
29	Hg	Sample: 0607173-12
30	Hg	Sample: 0607173-13
31	Hg	Sample: 0607173-14
32	Hg	Sample: 0607173-15
33	Hg	Sample: 0607173-16
34	Hg	Sample: 0607173-17
35	Hg	Sample: 0607173-18
36	Hg	Sample: BG61410-dup2
37	Hg	Sample: BG61410-ms2
38	Hg	Sample: BG61410-msd2
39	Hg	Sample: BG61410-sd2 x5
40	Hg	Sample: BG61410-pds2
41		0607173-06 x5

Method Name: Hg_5ppb Shigh
 Method Description: SnCl/Hg read
 Element: Hg

Date: 07/15/2006
 Technique: FI-MHS
 Calibration Type:
 Hg, Calc. Intercept : Linear
 Wavelength: 253.7 nm
 Sample Info Name: 071506A.SIF

Results Data Set Name: 071506ad

Element: Hg Seq. No.: 1 AS Loc.: 1 Date: 07/15/2006
 Sample ID: Calib Blank

Repl #	SampleConc µg/L	StndConc µg/L	Blncorr Signal	Peak Area	Peak Height	Time	Peak Stored
1			0.0166	0.0166	0.0028	01:15:51	Yes
2			0.0115	0.0115	0.0023	01:16:20	Yes
Mean:			0.0141				
SD :			0.0036				
%RSD:			25.7964				

Auto-zero performed.

Element: Hg Seq. No.: 2 AS Loc.: 2 Date: 07/15/2006
 Sample ID: 0.5 ug/L

Repl #	SampleConc µg/L	StndConc µg/L	Blncorr Signal	Peak Area	Peak Height	Time	Peak Stored
1			0.0564	0.0705	0.0137	01:17:44	Yes
2			0.0554	0.0694	0.0135	01:18:13	Yes
Mean:			0.0559				
SD :			0.0008				
%RSD:			1.3556				

[Hg] Standard number 1 applied. [0.50]
 Correlation Coefficient: 1.00000 Slope: 0.11180
 Intercept : 0.00000

Element: Hg Seq. No.: 3 AS Loc.: 3 Date: 07/15/2006
 Sample ID: 1.0 ug/L

Repl #	SampleConc µg/L	StndConc µg/L	Blncorr Signal	Peak Area	Peak Height	Time	Peak Stored
1			0.1128	0.1269	0.0244	01:19:37	Yes
2			0.1107	0.1248	0.0244	01:20:06	Yes
Mean:			0.1118				
SD :			0.0015				
%RSD:			1.3265				

[Hg] Standard number 2 applied. [1.00]
 Correlation Coefficient: 1.00000 Slope: 0.11177
 Intercept : 0.00001

Element: Hg Seq. No.: 4 AS Loc.: 4 Date: 07/15/2006
 Sample ID: 3.0 ug/L

Repl #	SampleConc µg/L	StndConc µg/L	Blncorr Signal	Peak Area	Peak Height	Time	Peak Stored
1			0.3222	0.3363	0.0655	01:21:31	Yes
2			0.3155	0.3296	0.0649	01:22:00	Yes

Mean: 0.3189
 SD : 0.0048
 %RSD: 1.4919
 [Hg] Standard number 3 applied. [3.00]
 Correlation Coefficient: 0.99983
 Intercept : 0.00258

Slope: 0.10583

Element: Hg Seq. No.: 5 AS Loc.: 5 Date: 07/15/2006
 Sample ID: 5.0 ug/L

Repl #	SampleConc µg/L	StndConc µg/L	Blncorr Signal	Peak Area	Peak Height	Time	Peak Stored
1			0.5341	0.5481	0.1076	01:23:27	Yes
2			0.5356	0.5497	0.1080	01:23:57	Yes
Mean:			0.5348				
SD :			0.0011				
%RSD:			0.2022				

[Hg] Standard number 4 applied. [5.00]
 Correlation Coefficient: 0.99994
 Intercept : 0.00214

Slope: 0.10639

Element: Hg Seq. No.: 6 AS Loc.: 6 Date: 07/15/2006
 Sample ID: 10.0 ug/L

Repl #	SampleConc µg/L	StndConc µg/L	Blncorr Signal	Peak Area	Peak Height	Time	Peak Stored
1			1.0826	1.0966	0.2146	01:25:23	Yes
2			1.0816	1.0956	0.2154	01:25:52	Yes
Mean:			1.0821				
SD :			0.0007				
%RSD:							

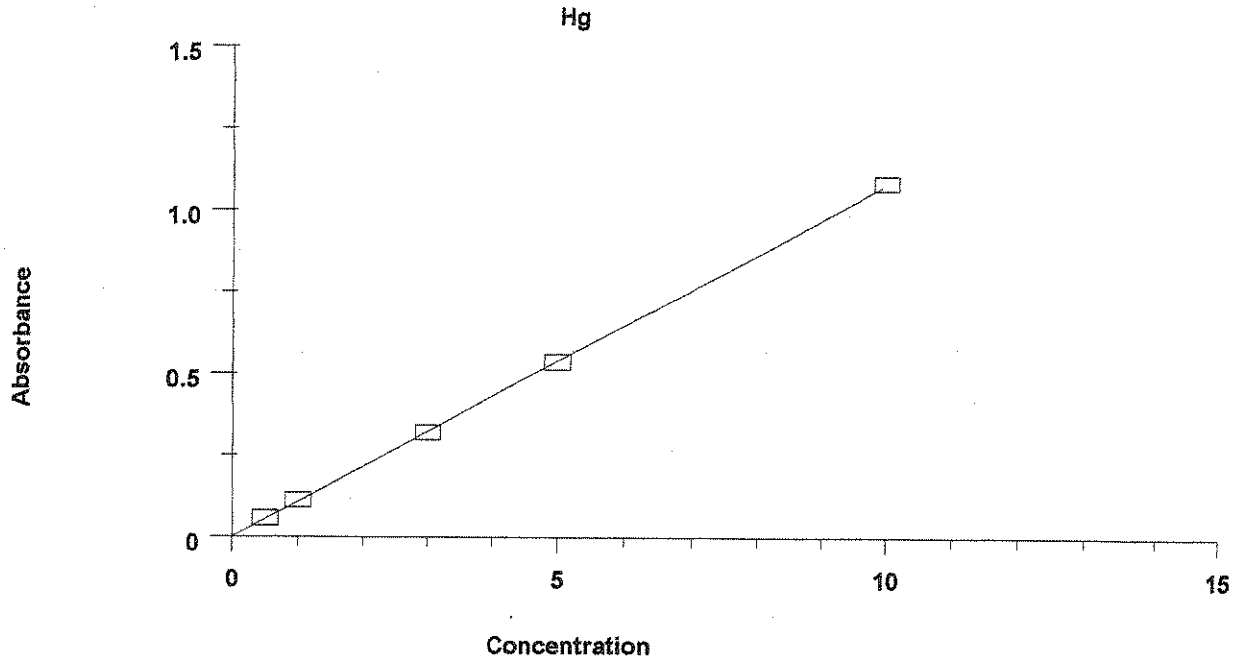
[Hg] Standard number 5 applied. [10.00]
 Correlation Coefficient: 0.99996
 Intercept : -0.00009

Slope: 0.10790

Calibration data for Hg

Standard ID	Mean Signal (Pk Area)	Entered Concentration (µg/L)	Calculated Concentration (µg/L)	Standard Deviation	%RSD
Calib Blank	0.0141	--	----	----	----
0.5 ug/L	0.0559	0.50	0.52	0.001	1.4
1.0 ug/L	0.1118	1.00	1.04	0.001	1.3
3.0 ug/L	0.3189	3.00	2.96	0.005	1.5
5.0 ug/L	0.5348	5.00	4.96	0.001	0.2
10.0 ug/L	1.0821	10.00	10.03	0.001	----
Calib Blank	0.0141	--	----	----	----
Correlation Coefficient:	0.99996	Slope:	0.10790	Intercept:	-0.0001

(cal good)



=====
 Element: Hg Seq. No.: 7 AS Loc.: 4 Date: 07/15/2006
 Sample ID: STD 3.0

Repl #	SampleConc µg/L	StndConc µg/L	BlnkCorr Signal	Peak Area	Peak Height	Time	Peak Stored
1	3.04	3.04	0.3275	0.3416	0.0664	01:27:20	Yes
2	2.98	2.98	0.3217	0.3357	0.0662	01:27:49	Yes
Mean:	3.01	3.01	0.3246				
SD :	0.038	0.038	0.0041				
%RSD:	1.3	1.3	1.2726				

QC value within specified limits. ✓

=====
 Element: Hg Seq. No.: 8 AS Loc.: 7 Date: 07/15/2006
 Sample ID: ICV

Repl #	SampleConc µg/L	StndConc µg/L	BlnkCorr Signal	Peak Area	Peak Height	Time	Peak Stored
1	3.06	3.06	0.3303	0.3443	0.0676	01:29:15	Yes
2	3.03	3.03	0.3267	0.3408	0.0677	01:29:44	Yes
Mean:	3.05	3.05	0.3285				
SD :	0.023	0.023	0.0025				
%RSD:	0.8	0.8	0.7590				

QC value within specified limits. ✓

=====
 Element: Hg Seq. No.: 9 AS Loc.: 1 Date: 07/15/2006
 Sample ID: ICCB

Repl #	SampleConc µg/L	StndConc µg/L	BlnkCorr Signal	Peak Area	Peak Height	Time	Peak Stored
1	-0.02	-0.02	-0.0020	0.0121	0.0023	01:31:09	Yes
2	-0.02	-0.02	-0.0020	0.0120	0.0023	01:31:39	Yes

✓

Mean: -0.02 -0.02 -0.0020
 SD : 0.000 0.000 0.0000
 %RSD: 0.9 0.9 0.8981
 QC value within specified limits.

=====
 Element: Hg Seq. No.: 10 AS Loc.: 9 Date: 07/15/2006
 Sample ID: BG61410-blk1

Repl #	SampleConc µg/L	StndConc µg/L	BlnkCorr Signal	Peak Area	Peak Height	Time	Peak Stored
1	0.05	0.05	0.0050	0.0190	0.0031	01:33:02	Yes
2	0.00	0.00	0.0000	0.0140	0.0027	01:33:31	Yes
Mean:	0.02	0.02	0.0025				
SD :	0.033	0.033	0.0035				
%RSD:	138.4	138.4	143.2314				

MD

=====
 Element: Hg Seq. No.: 11 AS Loc.: 10 Date: 07/15/2006
 Sample ID: BG61410-bs1

Repl #	SampleConc µg/L	StndConc µg/L	BlnkCorr Signal	Peak Area	Peak Height	Time	Peak Stored
1	2.94	2.94	0.3175	0.3316	0.0650	01:34:54	Yes
2	2.94	2.94	0.3167	0.3308	0.0654	01:35:23	Yes
Mean:	2.94	2.94	0.3171				
SD :	0.005	0.005	0.0005				
%RSD:	0.2	0.2	0.1713				

985

=====
 Element: Hg Seq. No.: 12 AS Loc.: 11 Date: 07/15/2006
 Sample ID: BG61410-bsd1

Repl #	SampleConc µg/L	StndConc µg/L	BlnkCorr Signal	Peak Area	Peak Height	Time	Peak Stored
1	3.06	3.06	0.3297	0.3438	0.0669	01:36:46	Yes
2	3.03	3.03	0.3266	0.3406	0.0670	01:37:15	Yes
Mean:	3.04	3.04	0.3281				
SD :	0.020	0.020	0.0022				
%RSD:	0.7	0.7	0.6729				

1012

=====
 Element: Hg Seq. No.: 13 AS Loc.: 12 Date: 07/15/2006
 Sample ID: BG61410-srml x10

Repl #	SampleConc µg/L	StndConc µg/L	BlnkCorr Signal	Peak Area	Peak Height	Time	Peak Stored
1	4.53	4.53	0.4887	0.5028	0.0947	01:38:39	Yes
2	4.56	4.56	0.4920	0.5061	0.0964	01:39:09	Yes
Mean:	4.55	4.55	0.4904				
SD :	0.022	0.022	0.0023				
%RSD:	0.5	0.5	0.4780				

*4.55(10)(40)
 0.6 = 3.03*

=====
 Element: Hg Seq. No.: 14 AS Loc.: 13 Date: 07/15/2006
 Sample ID: 0607173-01

Repl #	SampleConc µg/L	StndConc µg/L	BlnkCorr Signal	Peak Area	Peak Height	Time	Peak Stored
1	4.84	4.84	0.5224	0.5365	0.1025	01:40:34	Yes
2	4.74	4.74	0.5112	0.5252	0.1017	01:41:04	Yes
Mean:	4.79	4.79	0.5168				
SD :	0.074	0.074	0.0080				

%RSD: 1.5 1.5 1.5395

Element: Hg Seq. No.: 15 AS Loc.: 14 Date: 07/15/2006
Sample ID: 0607173-02

Repl #	SampleConc µg/L	StndConc µg/L	BlnkCorr Signal	Peak Area	Peak Height	Time	Peak Stored
1	3.81	3.81	0.4109	0.4249	0.0816	01:42:30	Yes
2	3.75	3.75	0.4047	0.4188	0.0816	01:42:59	Yes
Mean:	3.78	3.78	0.4078				
SD :	0.041	0.041	0.0044				
%RSD:	1.1	1.1	1.0722				

Element: Hg Seq. No.: 16 AS Loc.: 15 Date: 07/15/2006
Sample ID: 0607173-03

Repl #	SampleConc µg/L	StndConc µg/L	BlnkCorr Signal	Peak Area	Peak Height	Time	Peak Stored
1	0.18	0.18	0.0196	0.0337	0.0063	01:44:24	Yes
2	0.18	0.18	0.0195	0.0336	0.0063	01:44:53	Yes
Mean:	0.18	0.18	0.0196				
SD :	0.001	0.001	0.0001				
%RSD:	0.4	0.4	0.4034				

Element: Hg Seq. No.: 17 AS Loc.: 16 Date: 07/15/2006
Sample ID: 0607173-04

Repl #	SampleConc µg/L	StndConc µg/L	BlnkCorr Signal	Peak Area	Peak Height	Time	Peak Stored
1	7.62	7.62	0.8225	0.8366	0.1622	01:46:22	Yes
2	7.59	7.59	0.8189	0.8329	0.1623	01:46:51	Yes
Mean:	7.61	7.61	0.8207				
SD :	0.024	0.024	0.0026				
%RSD:	0.3	0.3	0.3156				

Element: Hg Seq. No.: 18 AS Loc.: 17 Date: 07/15/2006
Sample ID: 0607173-05

Repl #	SampleConc µg/L	StndConc µg/L	BlnkCorr Signal	Peak Area	Peak Height	Time	Peak Stored
1	5.98	5.98	0.6450	0.6591	0.1283	01:48:16	Yes
2	6.00	6.00	0.6468	0.6609	0.1284	01:48:45	Yes
Mean:	5.99	5.99	0.6459				
SD :	0.012	0.012	0.0013				
%RSD:	0.2	0.2	0.1969				

Element: Hg Seq. No.: 19 AS Loc.: 18 Date: 07/15/2006
Sample ID: 0607173-06

Repl #	SampleConc µg/L	StndConc µg/L	BlnkCorr Signal	Peak Area	Peak Height	Time	Peak Stored
1	16.48	16.48	1.7781	1.7922	0.3439	01:50:06	Yes
2	16.47	16.47	1.7768	1.7908	0.3456	01:50:36	Yes
Mean:	16.47	16.47	1.7775				
SD :	0.009	0.009	0.0010				
%RSD:							

Sample absorbance is greater than that of the highest standard.

Sample absorbance is greater than that of the highest standard.

Sample absorbance is greater than that of the highest standard.

Element: Hg Seq. No.: 20 AS Loc.: 4 Date: 07/15/2006
 Sample ID: STD 3.0

Repl #	SampleConc µg/L	StndConc µg/L	Blncorr Signal	Peak Area	Peak Height	Time	Peak Stored
1	3.04	3.04	0.3278	0.3418	0.0663	01:51:59	Yes
2	3.02	3.02	0.3258	0.3398	0.0663	01:52:29	Yes
Mean:	3.03	3.03	0.3268				
SD :	0.013	0.013	0.0014				
%RSD:	0.4	0.4	0.4308				

QC value within specified limits.

Element: Hg Seq. No.: 21 AS Loc.: 1 Date: 07/15/2006
 Sample ID: ICCB

Repl #	SampleConc µg/L	StndConc µg/L	Blncorr Signal	Peak Area	Peak Height	Time	Peak Stored
1	-0.04	-0.04	-0.0048	0.0092	0.0021	01:53:52	Yes
2	0.00	0.00	0.0000	0.0140	0.0025	01:54:22	Yes
Mean:	-0.02	-0.02	-0.0024				
SD :	0.032	0.032	0.0034				
%RSD:	144.4	144.4	139.3875				

QC value within specified limits.

Element: Hg Seq. No.: 22 AS Loc.: 19 Date: 07/15/2006
 Sample ID: 0607173-07

Repl #	SampleConc µg/L	StndConc µg/L	Blncorr Signal	Peak Area	Peak Height	Time	Peak Stored
1	6.83	6.83	0.7367	0.7507	0.1460	01:55:44	Yes
2	6.80	6.80	0.7337	0.7477	0.1464	01:56:13	Yes
Mean:	6.81	6.81	0.7352				
SD :	0.020	0.020	0.0021				
%RSD:	0.3	0.3	0.2915				

Element: Hg Seq. No.: 23 AS Loc.: 20 Date: 07/15/2006
 Sample ID: 0607173-08

Repl #	SampleConc µg/L	StndConc µg/L	Blncorr Signal	Peak Area	Peak Height	Time	Peak Stored
1	5.34	5.34	0.5762	0.5902	0.1145	01:57:37	Yes
2	5.39	5.39	0.5818	0.5958	0.1154	01:58:05	Yes
Mean:	5.37	5.37	0.5790				
SD :	0.037	0.037	0.0040				
%RSD:	0.7	0.7	0.6862				

Element: Hg Seq. No.: 24 AS Loc.: 21 Date: 07/15/2006
 Sample ID: 0607173-09

Repl #	SampleConc µg/L	StndConc µg/L	Blncorr Signal	Peak Area	Peak Height	Time	Peak Stored
1	3.53	3.53	0.3809	0.3950	0.0766	01:59:29	Yes
2	3.51	3.51	0.3790	0.3930	0.0766	01:59:58	Yes
Mean:	3.52	3.52	0.3800				
SD :	0.013	0.013	0.0014				
%RSD:	0.4	0.4	0.3602				

Element: Hg Seq. No.: 25 AS Loc.: 22 Date: 07/15/2006
Sample ID: 0607173-10

Repl #	Sample Conc µg/L	Stnd Conc µg/L	Blncorr Signal	Peak Area	Peak Height	Time	Peak Stored
1	0.80	0.80	0.0865	0.1006	0.0190	02:01:21	Yes
2	0.73	0.73	0.0785	0.0925	0.0182	02:01:50	Yes
Mean:	0.77	0.77	0.0825				
SD :	0.053	0.053	0.0057				
%RSD:	6.9	6.9	6.8905				

Element: Hg Seq. No.: 26 AS Loc.: 23 Date: 07/15/2006
Sample ID: BG61410-dup1

Repl #	Sample Conc µg/L	Stnd Conc µg/L	Blncorr Signal	Peak Area	Peak Height	Time	Peak Stored
1	0.76	0.76	0.0824	0.0964	0.0181	02:03:14	Yes
2	0.72	0.72	0.0772	0.0912	0.0178	02:03:43	Yes
Mean:	0.74	0.74	0.0798				
SD :	0.034	0.034	0.0037				
%RSD:	4.6	4.6	4.6005				

0.77 - 0.74

0.755

47%

Element: Hg Seq. No.: 27 AS Loc.: 24 Date: 07/15/2006
Sample ID: ~~BG614710-ms1~~ 7/24/06 BG61410-MS1

Repl #	Sample Conc µg/L	Stnd Conc µg/L	Blncorr Signal	Peak Area	Peak Height	Time	Peak Stored
1	3.71	3.71	0.4000	0.4140	0.0802	02:05:08	Yes
2	3.68	3.68	0.3965	0.4105	0.0800	02:05:37	Yes
Mean:	3.69	3.69	0.3982				
SD :	0.023	0.023	0.0025				
%RSD:	0.6	0.6	0.6229				

3.69 - 0.77

3 = 97.5

Element: Hg Seq. No.: 28 AS Loc.: 25 Date: 07/15/2006
Sample ID: BG61410-msd1

Repl #	Sample Conc µg/L	Stnd Conc µg/L	Blncorr Signal	Peak Area	Peak Height	Time	Peak Stored
1	4.36	4.36	0.4698	0.4839	0.0929	02:07:01	Yes
2	4.28	4.28	0.4622	0.4763	0.0929	02:07:31	Yes
Mean:	4.32	4.32	0.4660				
SD :	0.050	0.050	0.0053				
%RSD:	1.1	1.1	1.1474				

4.32 - 3.69

4.005 = 16.2

Element: Hg Seq. No.: 29 AS Loc.: 26 Date: 07/15/2006
Sample ID: BG61410-sd1 x5

Repl #	Sample Conc µg/L	Stnd Conc µg/L	Blncorr Signal	Peak Area	Peak Height	Time	Peak Stored
1	0.02	0.02	0.0017	0.0157	0.0034	02:08:55	Yes
2	0.08	0.08	0.0091	0.0231	0.0040	02:09:24	Yes
Mean:	0.05	0.05	0.0054				
SD :	0.048	0.048	0.0052				
%RSD:	95.8	95.8	97.3398				

W

Element: Hg Seq. No.: 30 AS Loc.: 27 Date: 07/15/2006
Sample ID: BG61410-pds1

Repl #	Sample Conc µg/L	Stnd Conc µg/L	Blncorr Signal	Peak Area	Peak Height	Time	Peak Stored
--------	---------------------	-------------------	-------------------	--------------	----------------	------	----------------

#	µg/L	µg/L	Signal	Area	Height	Time	Stored
1	3.64	3.64	0.3924	0.4065	0.0787	02:10:49	Yes
2	3.67	3.67	0.3963	0.4103	0.0791	02:11:19	Yes
Mean:	3.66	3.66	0.3943				
SD :	0.025	0.025	0.0027				
%RSD:	0.7	0.7	0.6949				

$\frac{3.66 - 0.77}{3} = 965$

Element: Hg Seq. No.: 31 AS Loc.: 28 Date: 07/15/2006
Sample ID: 0607173-11

Repl #	SampleConc µg/L	StndConc µg/L	BlkCorr Signal	Peak Area	Peak Height	Time	Peak Stored
1	0.42	0.42	0.0457	0.0597	0.0114	02:12:45	Yes
2	0.42	0.42	0.0449	0.0590	0.0113	02:13:14	Yes
Mean:	0.42	0.42	0.0453				
SD :	0.005	0.005	0.0005				
%RSD:	1.1	1.1	1.1059				

Element: Hg Seq. No.: 32 AS Loc.: 4 Date: 07/15/2006
Sample ID: STD 3.0

Repl #	SampleConc µg/L	StndConc µg/L	BlkCorr Signal	Peak Area	Peak Height	Time	Peak Stored
1	3.00	3.00	0.3232	0.3372	0.0650	02:14:41	Yes
2	2.98	2.98	0.3211	0.3352	0.0652	02:15:10	Yes
Mean:	2.99	2.99	0.3221				
SD :	0.013	0.013	0.0014				
%RSD:	0.4	0.4	0.4435				

QC value within specified limits.

Element: Hg Seq. No.: 33 AS Loc.: 1 Date: 07/15/2006
Sample ID: ICCB

Repl #	SampleConc µg/L	StndConc µg/L	BlkCorr Signal	Peak Area	Peak Height	Time	Peak Stored
1	0.02	0.02	0.0024	0.0164	0.0026	02:16:33	Yes
2	-0.06	-0.06	-0.0060	0.0080	0.0019	02:17:02	Yes
Mean:	-0.02	-0.02	-0.0018				
SD :	0.055	0.055	0.0059				
%RSD:	340.3	340.3	324.3995				

QC value within specified limits.

Element: Hg Seq. No.: 34 AS Loc.: 29 Date: 07/15/2006
Sample ID: 0607173-12

Repl #	SampleConc µg/L	StndConc µg/L	BlkCorr Signal	Peak Area	Peak Height	Time	Peak Stored
1	6.87	6.87	0.7407	0.7548	0.1442	02:18:27	Yes
2	6.84	6.84	0.7380	0.7521	0.1446	02:18:56	Yes
Mean:	6.85	6.85	0.7394				
SD :	0.018	0.018	0.0019				
%RSD:	0.3	0.3	0.2565				

Element: Hg Seq. No.: 35 AS Loc.: 30 Date: 07/15/2006
Sample ID: 0607173-13

Repl #	SampleConc µg/L	StndConc µg/L	BlkCorr Signal	Peak Area	Peak Height	Time	Peak Stored
--------	-----------------	---------------	----------------	-----------	-------------	------	-------------

1	6.79	6.79	0.7321	0.7462	0.1428	02:20:24	Yes
2	6.70	6.70	0.7229	0.7369	0.1427	02:20:54	Yes
Mean:	6.74	6.74	0.7275				
SD :	0.060	0.060	0.0065				
%RSD:	0.9	0.9	0.8970				

Element: Hg Seq. No.: 36 AS Loc.: 31 Date: 07/15/2006
Sample ID: 0607173-14

Repl #	Sample Conc µg/L	Stnd Conc µg/L	Blnc Corr Signal	Peak Area	Peak Height	Time	Peak Stored
1	7.49	7.49	0.8078	0.8218	0.1586	02:22:22	Yes
2	7.48	7.48	0.8070	0.8210	0.1585	02:22:51	Yes
Mean:	7.48	7.48	0.8074				
SD :	0.005	0.005	0.0005				
%RSD:							

Element: Hg Seq. No.: 37 AS Loc.: 32 Date: 07/15/2006
Sample ID: 0607173-15

Repl #	Sample Conc µg/L	Stnd Conc µg/L	Blnc Corr Signal	Peak Area	Peak Height	Time	Peak Stored
1	1.43	1.43	0.1538	0.1679	0.0324	02:24:16	Yes
2	1.45	1.45	0.1564	0.1705	0.0328	02:24:45	Yes
Mean:	1.44	1.44	0.1551				
SD :	0.017	0.017	0.0018				
%RSD:	1.2	1.2	1.1878				

Element: Hg Seq. No.: 38 AS Loc.: 33 Date: 07/15/2006
Sample ID: 0607173-16

Repl #	Sample Conc µg/L	Stnd Conc µg/L	Blnc Corr Signal	Peak Area	Peak Height	Time	Peak Stored
1	2.24	2.24	0.2420	0.2561	0.0495	02:26:06	Yes
2	2.26	2.26	0.2436	0.2577	0.0498	02:26:35	Yes
Mean:	2.25	2.25	0.2428				
SD :	0.011	0.011	0.0012				
%RSD:	0.5	0.5	0.4778				

Element: Hg Seq. No.: 39 AS Loc.: 34 Date: 07/15/2006
Sample ID: 0607173-17

Repl #	Sample Conc µg/L	Stnd Conc µg/L	Blnc Corr Signal	Peak Area	Peak Height	Time	Peak Stored
1	5.29	5.29	0.5710	0.5851	0.1137	02:27:56	Yes
2	5.29	5.29	0.5709	0.5850	0.1138	02:28:25	Yes
Mean:	5.29	5.29	0.5710				
SD :	0.001	0.001	0.0001				
%RSD:							

Element: Hg Seq. No.: 40 AS Loc.: 35 Date: 07/15/2006
Sample ID: 0607173-18

Repl #	Sample Conc µg/L	Stnd Conc µg/L	Blnc Corr Signal	Peak Area	Peak Height	Time	Peak Stored
1	1.74	1.74	0.1874	0.2014	0.0389	02:29:46	Yes
2	1.77	1.77	0.1913	0.2054	0.0393	02:30:15	Yes
Mean:	1.76	1.76	0.1893				

SD : 0.026 0.026 0.0028
 %RSD: 1.5 1.5 1.4716

Element: Hg Seq. No.: 41 AS Loc.: 36 Date: 07/15/2006
 Sample ID: BG61410-dup2

Repl #	SampleConc µg/L	StndConc µg/L	BlnkCorr Signal	Peak Area	Peak Height	Time	Peak Stored
1	2.91	2.91	0.3134	0.3274	0.0636	02:31:38	Yes
2	2.93	2.93	0.3165	0.3305	0.0634	02:32:08	Yes
Mean:	2.92	2.92	0.3149				
SD :	0.020	0.020	0.0022				
%RSD:	0.7	0.7	0.7006				

$\frac{2.92 - 1.76}{2.34} = 505$

Element: Hg Seq. No.: 42 AS Loc.: 37 Date: 07/15/2006
 Sample ID: BG61410-ms2

Repl #	SampleConc µg/L	StndConc µg/L	BlnkCorr Signal	Peak Area	Peak Height	Time	Peak Stored
1	4.88	4.88	0.5260	0.5400	0.1032	02:33:31	Yes
2	4.81	4.81	0.5190	0.5331	0.1034	02:34:00	Yes
Mean:	4.84	4.84	0.5225				
SD :	0.046	0.046	0.0049				
%RSD:	0.9	0.9	0.9462				

$\frac{4.84 - 1.76}{3} = 1035$

Element: Hg Seq. No.: 43 AS Loc.: 38 Date: 07/15/2006
 Sample ID: BG61410-msd2

Repl #	SampleConc µg/L	StndConc µg/L	BlnkCorr Signal	Peak Area	Peak Height	Time	Peak Stored
1	4.69	4.69	0.5063	0.5204	0.0993	02:35:23	Yes
2	4.63	4.63	0.4999	0.5139	0.0995	02:35:52	Yes
Mean:	4.66	4.66	0.5031				
SD :	0.042	0.042	0.0045				
%RSD:	0.9	0.9	0.9032				

$\frac{4.84 - 4.66}{4.75} = 49$

Element: Hg Seq. No.: 44 AS Loc.: 4 Date: 07/15/2006
 Sample ID: STD 3.0

Repl #	SampleConc µg/L	StndConc µg/L	BlnkCorr Signal	Peak Area	Peak Height	Time	Peak Stored
1	3.00	3.00	0.3235	0.3376	0.0649	02:37:17	Yes
2	2.94	2.94	0.3167	0.3307	0.0648	02:37:45	Yes
Mean:	2.97	2.97	0.3201				
SD :	0.045	0.045	0.0048				
%RSD:	1.5	1.5	1.5130				

QC value within specified limits.

Element: Hg Seq. No.: 45 AS Loc.: 1 Date: 07/15/2006
 Sample ID: ICCB

Repl #	SampleConc µg/L	StndConc µg/L	BlnkCorr Signal	Peak Area	Peak Height	Time	Peak Stored
1	0.01	0.01	0.0011	0.0152	0.0023	02:39:09	Yes
2	-0.04	-0.04	-0.0040	0.0101	0.0019	02:39:39	Yes
Mean:	-0.01	-0.01	-0.0014				
SD :	0.033	0.033	0.0036				
%RSD:	267.8	267.8	251.8170				

QC value within specified limits.

Element: Hg Seq. No.: 46 AS Loc.: 39 Date: 07/15/2006
 Sample ID: BG61410-sd2 x5

Repl #	SampleConc µg/L	StndConc µg/L	Blncorr Signal	Peak Area	Peak Height	Time	Peak Stored
1	0.24	0.24	0.0253	0.0393	0.0074	02:41:04	Yes
2	0.24	0.24	0.0262	0.0403	0.0074	02:41:33	Yes
Mean:	0.24	0.24	0.0257				
SD :	0.006	0.006	0.0006				
%RSD:	2.5	2.5	2.4963				

Element: Hg Seq. No.: 47 AS Loc.: 40 Date: 07/15/2006
 Sample ID: BG61410-pds2

Repl #	SampleConc µg/L	StndConc µg/L	Blncorr Signal	Peak Area	Peak Height	Time	Peak Stored
1	4.59	4.59	0.4947	0.5088	0.0980	02:42:57	Yes
2	4.53	4.53	0.4892	0.5032	0.0979	02:43:27	Yes
Mean:	4.56	4.56	0.4920				
SD :	0.036	0.036	0.0039				
%RSD:	0.8	0.8	0.7966				

$\frac{4.56 - 1.76}{3} = 93\%$

Element: Hg Seq. No.: 48 AS Loc.: 4 Date: 07/15/2006
 Sample ID: STD 3.0

Repl #	SampleConc µg/L	StndConc µg/L	Blncorr Signal	Peak Area	Peak Height	Time	Peak Stored
1	3.03	3.03	0.3265	0.3406	0.0650	02:44:52	Yes
2	3.04	3.04	0.3282	0.3422	0.0656	02:45:22	Yes
Mean:	3.03	3.03	0.3273				
SD :	0.011	0.011	0.0011				
%RSD:	0.3	0.3	0.3501				

QC value within specified limits.

Element: Hg Seq. No.: 49 AS Loc.: 1 Date: 07/15/2006
 Sample ID: ICCB

Repl #	SampleConc µg/L	StndConc µg/L	Blncorr Signal	Peak Area	Peak Height	Time	Peak Stored
1	-0.04	-0.04	-0.0041	0.0100	0.0019	02:46:45	Yes
2	-0.06	-0.06	-0.0064	0.0076	0.0017	02:47:14	Yes
Mean:	-0.05	-0.05	-0.0053				
SD :	0.015	0.015	0.0017				
%RSD:	32.1	32.1	31.5613				

QC value within specified limits.

Element: Hg Seq. No.: 50 AS Loc.: 4 Date: 07/15/2006
Sample ID: STD 3.0

Repl #	SampleConc µg/L	StndConc µg/L	BlnkCorr Signal	Peak Area	Peak Height	Time	Peak Stored
1	2.93	2.93	0.3157	0.3298	0.0651	02:58:48	Yes
2	2.95	2.95	0.3182	0.3322	0.0650	02:59:17	Yes
Mean:	2.94	2.94	0.3170				
SD :	0.016	0.016	0.0017				
%RSD:	0.6	0.6	0.5519				

QC value within specified limits.

Element: Hg Seq. No.: 51 AS Loc.: 7 Date: 07/15/2006
Sample ID: ICV

Repl #	SampleConc µg/L	StndConc µg/L	BlnkCorr Signal	Peak Area	Peak Height	Time	Peak Stored
1	3.07	3.07	0.3311	0.3452	0.0673	03:00:43	Yes
2	2.99	2.99	0.3228	0.3369	0.0666	03:01:13	Yes
Mean:	3.03	3.03	0.3270				
SD :	0.054	0.054	0.0059				
%RSD:	1.8	1.8	1.7971				

QC value within specified limits.

Element: Hg Seq. No.: 52 AS Loc.: 1 Date: 07/15/2006
Sample ID: ICCB

Repl #	SampleConc µg/L	StndConc µg/L	BlnkCorr Signal	Peak Area	Peak Height	Time	Peak Stored
1	-0.02	-0.02	-0.0018	0.0123	0.0021	03:02:37	Yes
2	-0.02	-0.02	-0.0020	0.0121	0.0020	03:03:07	Yes
Mean:	-0.02	-0.02	-0.0019				
SD :	0.002	0.002	0.0002				
%RSD:	10.1	10.1	9.6765				

QC value within specified limits.

Element: Hg Seq. No.: 53 AS Loc.: 41 Date: 07/15/2006
Sample ID: 0607173-06 x5

Repl #	SampleConc µg/L	StndConc µg/L	BlnkCorr Signal	Peak Area	Peak Height	Time	Peak Stored
1	2.92	2.92	0.3147	0.3288	0.0622	03:04:31	Yes
2	3.04	3.04	0.3282	0.3423	0.0644	03:05:00	Yes
Mean:	2.98	2.98	0.3214				
SD :	0.089	0.089	0.0096				
%RSD:	3.0	3.0	2.9710				

Element: Hg Seq. No.: 54 AS Loc.: 4 Date: 07/15/2006
Sample ID: STD 3.0


Repl #	SampleConc µg/L	StndConc µg/L	BlnkCorr Signal	Peak Area	Peak Height	Time	Peak Stored
1	2.93	2.93	0.3160	0.3301	0.0640	03:06:25	Yes
2	2.91	2.91	0.3135	0.3276	0.0641	03:06:54	Yes
Mean:	2.92	2.92	0.3148				
SD :	0.016	0.016	0.0017				
%RSD:	0.6	0.6	0.5556				

QC value within specified limits.

Element: Hg Seq. No.: 55 AS Loc.: 1 Date: 07/15/2006
Sample ID: ICCB

Repl #	SampleConc µg/L	StdConc µg/L	BlkCorr Signal	Peak Area	Peak Height	Time	Peak Stored
1	-0.05	-0.05	-0.0058	0.0082	0.0017	03:08:18	Yes
2	-0.06	-0.06	-0.0063	0.0077	0.0015	03:08:47	Yes
Mean:	-0.06	-0.06	-0.0061				
SD :	0.003	0.003	0.0003				
%RSD:	5.6	5.6	5.5007				

QC value within specified limits.



ANALYSIS SEQUENCE

BPG0337

Instrument: ICP3

Calibration ID: UNASSIGNED

Lab Number	Analysis	Container	Order	Position	STD ID	ISTD ID	Client
0607134-09RE1	Pb: ppm Lead 6010	A	1				MACTEC Engineering & Consulting, Inc
0607164-24RE1	Ag: ppm Silver 6010	A	2				MACTEC Engineering & Consulting, Inc
0607164-24RE1	Pb: ppm Lead 6010	A	3				MACTEC Engineering & Consulting, Inc
0607164-10RE1	Ag: ppm Silver 6010	A	4				MACTEC Engineering & Consulting, Inc
0607164-10RE1	Pb: ppm Lead 6010	A	5				MACTEC Engineering & Consulting, Inc
0607134-09RE1	Ag: ppm Silver 6010	A	6				MACTEC Engineering & Consulting, Inc
BPG0337-CAL1	QC		7		6G13074		
BPG0337-CAL2	QC		8		6G15015		
BPG0337-CAL3	QC		9		6G15016		
BPG0337-CCB1	QC		10				
BPG0337-CCV1	QC		11		6G15016		
BPG0337-CAL4	QC		12		6G15017		
BPG0337-ICV1	QC		13		6G15016		
BPG0337-SCV1	QC		14		6G15020		
BPG0337-ICB1	QC		15				
BPG0337-CRL1	QC		16		6G15021		
BPG0337-CRL2	QC		17		6G15022		
BPG0337-CRL3	QC		18		6G15023		
BPG0337-IFA1	QC		19		6G05048		
BPG0337-IFB1	QC		20		6G05049		
BG61320-BLK2	QC		21				
BG61320-BS2	QC		22				
BG61320-BSD2	QC		23				
BPG0337-CCB2	QC		24				
BPG0337-CCV2	QC		25		6G15016		
BG61320-SRM2	QC		26				
BG61320-DUP3	QC		27				
BG61320-MS3	QC		28				
BG61320-PS2	QC		29				
0607134-01	Cu: ppm Copper 6010	A	30				MACTEC Engineering & Consulting, Inc
0607134-02	Cu: ppm Copper 6010	A	31				MACTEC Engineering & Consulting, Inc
0607134-04	Cu: ppm Copper 6010	A	32				MACTEC Engineering & Consulting, Inc
0607134-07	Cu: ppm Copper 6010	A	33				MACTEC Engineering & Consulting, Inc

Samples Loaded By

Date

Data Processed By

Date

ANALYSIS SEQUENCE

BPG0337

Instrument: ICP3

Calibration ID: UNASSIGNED

Lab Number	Analysis	Container	Order	Position	STD ID	ISTD ID	Client
0607134-08	Cu: ppm Copper 6010	A	34				MACTEC Engineering & Consulting, Inc
0607134-08RE1	Ag: ppm Silver 6010	A	35				MACTEC Engineering & Consulting, Inc
BPG0337-CCB3	QC		36				
BPG0337-CCV3	QC		37		6G15016		
0607134-09	Cu: ppm Copper 6010	A	38				MACTEC Engineering & Consulting, Inc
BPG0337-SRD1	QC		39				
BG61321-BLK4	QC		40				
BG61321-DUP3	QC		41				
BG61321-MS3	QC		42				
BG61321-PS2	QC		43				
0607164-04RE1	Ag: ppm Silver 6010	A	44				MACTEC Engineering & Consulting, Inc
0607164-04RE1	Pb: ppm Lead 6010	A	45				MACTEC Engineering & Consulting, Inc
0607164-05	Cu: ppm Copper 6010	A	46				MACTEC Engineering & Consulting, Inc
0607164-05RE1	Pb: ppm Lead 6010	A	47				MACTEC Engineering & Consulting, Inc
BPG0337-CCB4	QC		48				
BPG0337-CCV4	QC		49		6G15016		
0607164-06	Cu: ppm Copper 6010	A	50				MACTEC Engineering & Consulting, Inc
0607164-06RE1	Pb: ppm Lead 6010	A	51				MACTEC Engineering & Consulting, Inc
0607164-07	Cu: ppm Copper 6010	A	52				MACTEC Engineering & Consulting, Inc
0607164-08RE1	Cu: ppm Copper 6010	A	53				MACTEC Engineering & Consulting, Inc
0607164-08RE1	Pb: ppm Lead 6010	A	54				MACTEC Engineering & Consulting, Inc
0607164-09RE1	Cu: ppm Copper 6010	A	55				MACTEC Engineering & Consulting, Inc
0607164-09RE1	Pb: ppm Lead 6010	A	56				MACTEC Engineering & Consulting, Inc
0607164-10	Cu: ppm Copper 6010	A	57				MACTEC Engineering & Consulting, Inc
BPG0337-SRD2	QC		58				
BG61341-BLK2	QC		59				
BPG0337-CCB5	QC		60				
BPG0337-CCV5	QC		61		6G15016		
BG61341-BS2	QC		62				
BG61341-BSD2	QC		63				
BG61341-SRM2	QC		64				
BG61341-DUP4	QC		65				
BG61341-MS4	QC		66				

Samples Loaded By

Date

Data Processed By

Date

ANALYSIS SEQUENCE

BPG0360

Instrument: ICP3

Calibration ID: UNASSIGNED

Lab Number	Analysis	Container	Order	Position	STD ID	ISTD ID	Client
BPG0360-CAL1	QC		1		6G13074		
BPG0360-CAL2	QC		2		6G14001		
BPG0360-CAL3	QC		3		6G14002		
BPG0360-CAL4	QC		4		6G14003		
BPG0360-ICV1	QC		5		6G14002		
BPG0360-SCV1	QC		6		6G14006		
BPG0360-ICB1	QC		7				
BPG0360-CRL1	QC		8		6G14007		
BPG0360-CRL2	QC		9		6G14008		
BPG0360-CRL3	QC		10		6G14009		
BPG0360-IFA1	QC		11		6G05048		
BPG0360-CCV1	QC		12		6G14002		
BPG0360-CCB1	QC		13				
BPG0360-IFB1	QC		14		6G05049		
BG61408-BLK1	QC		15				
BG61408-BS1	QC		16				
BG61408-BSD1	QC		17				
BG61408-SRM1	QC		18				
BG61408-DUP1	QC		19				
BG61408-MS1	QC		20				
BG61408-PS1	QC		21				
BG61408-DUP2	QC		22				
BG61408-MS2	QC		23				
BPG0360-CCB2	QC		24				
BPG0360-CCV2	QC		25		6G14002		
BG61408-PS2	QC		26				
0607173-01	Cr: ppm Chromium 6010	A	27				MACTEC Engineering & Consulting, In
0607173-01	Ag: ppm Silver 6010	A	27				MACTEC Engineering & Consulting, In
0607173-01	Sb: ppm Antimony 6010	A	27				MACTEC Engineering & Consulting, In
0607173-01	Zn: ppm Zinc 6010	A	27				MACTEC Engineering & Consulting, In
0607173-01	Se: ppm Selenium 6010	A	27				MACTEC Engineering & Consulting, In
0607173-01	Be: ppm Beryllium 6010	A	27				MACTEC Engineering & Consulting, In
0607173-01	Pb: ppm Lead 6010	A	27				MACTEC Engineering & Consulting, In

Samples Loaded By

Date

Data Processed By

Date

ANALYSIS SEQUENCE

BPG0360

Instrument: ICP3

Calibration ID: UNASSIGNED

Lab Number	Analysis	Container	Order	Position	STD ID	ISTD ID	Client
0607173-01	Cu: ppm Copper 6010	A	27				MACTEC Engineering & Consulting, Inc
0607173-01	Ba: ppm Barium 6010	A	27				MACTEC Engineering & Consulting, Inc
0607173-01	Ni: ppm Nickel 6010	A	27				MACTEC Engineering & Consulting, Inc
0607173-01	Cd: ppm Cadmium 6010	A	27				MACTEC Engineering & Consulting, Inc
0607173-02	Ni: ppm Nickel 6010	A	28				MACTEC Engineering & Consulting, Inc
0607173-02	Sb: ppm Antimony 6010	A	28				MACTEC Engineering & Consulting, Inc
0607173-02	Be: ppm Beryllium 6010	A	28				MACTEC Engineering & Consulting, Inc
0607173-02	Cd: ppm Cadmium 6010	A	28				MACTEC Engineering & Consulting, Inc
0607173-02	Ba: ppm Barium 6010	A	28				MACTEC Engineering & Consulting, Inc
0607173-02	Cr: ppm Chromium 6010	A	28				MACTEC Engineering & Consulting, Inc
0607173-02	Zn: ppm Zinc 6010	A	28				MACTEC Engineering & Consulting, Inc
0607173-02	Pb: ppm Lead 6010	A	28				MACTEC Engineering & Consulting, Inc
0607173-02	Se: ppm Selenium 6010	A	28				MACTEC Engineering & Consulting, Inc
0607173-02	Ag: ppm Silver 6010	A	28				MACTEC Engineering & Consulting, Inc
0607173-02	Cu: ppm Copper 6010	A	28				MACTEC Engineering & Consulting, Inc
0607173-03	Ag: ppm Silver 6010	A	29				MACTEC Engineering & Consulting, Inc
0607173-03	Sb: ppm Antimony 6010	A	29				MACTEC Engineering & Consulting, Inc
0607173-03	Be: ppm Beryllium 6010	A	29				MACTEC Engineering & Consulting, Inc
0607173-03	Ba: ppm Barium 6010	A	29				MACTEC Engineering & Consulting, Inc
0607173-03	Se: ppm Selenium 6010	A	29				MACTEC Engineering & Consulting, Inc
0607173-03	Zn: ppm Zinc 6010	A	29				MACTEC Engineering & Consulting, Inc
0607173-03	Pb: ppm Lead 6010	A	29				MACTEC Engineering & Consulting, Inc
0607173-03	Cu: ppm Copper 6010	A	29				MACTEC Engineering & Consulting, Inc
0607173-03	Cd: ppm Cadmium 6010	A	29				MACTEC Engineering & Consulting, Inc
0607173-03	Cr: ppm Chromium 6010	A	29				MACTEC Engineering & Consulting, Inc
0607173-03	Ni: ppm Nickel 6010	A	29				MACTEC Engineering & Consulting, Inc
0607173-04	Cr: ppm Chromium 6010	A	30				MACTEC Engineering & Consulting, Inc
0607173-04	Cd: ppm Cadmium 6010	A	30				MACTEC Engineering & Consulting, Inc
0607173-04	Ag: ppm Silver 6010	A	30				MACTEC Engineering & Consulting, Inc
0607173-04	Ba: ppm Barium 6010	A	30				MACTEC Engineering & Consulting, Inc
0607173-04	Sb: ppm Antimony 6010	A	30				MACTEC Engineering & Consulting, Inc
0607173-04	Zn: ppm Zinc 6010	A	30				MACTEC Engineering & Consulting, Inc
0607173-04	Be: ppm Beryllium 6010	A	30				MACTEC Engineering & Consulting, Inc

Samples Loaded By

Date

Data Processed By

Date

ANALYSIS SEQUENCE

BPG0360

Instrument: ICP3

Calibration ID: UNASSIGNED

Lab Number	Analysis	Container	Order	Position	STD ID	ISTD ID	Client
0607173-04	Pb: ppm Lead 6010	A	30				MACTEC Engineering & Consulting, In
0607173-04	Cu: ppm Copper 6010	A	30				MACTEC Engineering & Consulting, In
0607173-04	Se: ppm Selenium 6010	A	30				MACTEC Engineering & Consulting, In
0607173-04	Ni: ppm Nickel 6010	A	30				MACTEC Engineering & Consulting, In
0607173-05	Cr: ppm Chromium 6010	A	31				MACTEC Engineering & Consulting, In
0607173-05	Ag: ppm Silver 6010	A	31				MACTEC Engineering & Consulting, In
0607173-05	Se: ppm Selenium 6010	A	31				MACTEC Engineering & Consulting, In
0607173-05	Ni: ppm Nickel 6010	A	31				MACTEC Engineering & Consulting, In
0607173-05	Cu: ppm Copper 6010	A	31				MACTEC Engineering & Consulting, In
0607173-05	Zn: ppm Zinc 6010	A	31				MACTEC Engineering & Consulting, In
0607173-05	Ba: ppm Barium 6010	A	31				MACTEC Engineering & Consulting, In
0607173-05	Cd: ppm Cadmium 6010	A	31				MACTEC Engineering & Consulting, In
0607173-05	Be: ppm Beryllium 6010	A	31				MACTEC Engineering & Consulting, In
0607173-05	Sb: ppm Antimony 6010	A	31				MACTEC Engineering & Consulting, In
0607173-05	Pb: ppm Lead 6010	A	31				MACTEC Engineering & Consulting, In
0607173-06	Zn: ppm Zinc 6010	A	32				MACTEC Engineering & Consulting, In
0607173-06	Ag: ppm Silver 6010	A	32				MACTEC Engineering & Consulting, In
0607173-06	Se: ppm Selenium 6010	A	32				MACTEC Engineering & Consulting, In
0607173-06	Ni: ppm Nickel 6010	A	32				MACTEC Engineering & Consulting, In
0607173-06	Pb: ppm Lead 6010	A	32				MACTEC Engineering & Consulting, In
0607173-06	Cu: ppm Copper 6010	A	32				MACTEC Engineering & Consulting, In
0607173-06	Cr: ppm Chromium 6010	A	32				MACTEC Engineering & Consulting, In
0607173-06	Ba: ppm Barium 6010	A	32				MACTEC Engineering & Consulting, In
0607173-06	Cd: ppm Cadmium 6010	A	32				MACTEC Engineering & Consulting, In
0607173-06	Sb: ppm Antimony 6010	A	32				MACTEC Engineering & Consulting, In
0607173-06	Be: ppm Beryllium 6010	A	32				MACTEC Engineering & Consulting, In
0607173-07	Se: ppm Selenium 6010	A	33				MACTEC Engineering & Consulting, In
0607173-07	Cu: ppm Copper 6010	A	33				MACTEC Engineering & Consulting, In
0607173-07	Zn: ppm Zinc 6010	A	33				MACTEC Engineering & Consulting, In
0607173-07	Sb: ppm Antimony 6010	A	33				MACTEC Engineering & Consulting, In
0607173-07	Be: ppm Beryllium 6010	A	33				MACTEC Engineering & Consulting, In
0607173-07	Cd: ppm Cadmium 6010	A	33				MACTEC Engineering & Consulting, In
0607173-07	Cr: ppm Chromium 6010	A	33				MACTEC Engineering & Consulting, In

Samples Loaded By

Date

Data Processed By

Date

ANALYSIS SEQUENCE

BPG0360

Instrument: ICP3

Calibration ID: UNASSIGNED

Lab Number	Analysis	Container	Order	Position	STD ID	ISTD ID	Client
0607173-07	Pb: ppm Lead 6010	A	33				MACTEC Engineering & Consulting, In
0607173-07	Ni: ppm Nickel 6010	A	33				MACTEC Engineering & Consulting, In
0607173-07	Ag: ppm Silver 6010	A	33				MACTEC Engineering & Consulting, In
0607173-07	Ba: ppm Barium 6010	A	33				MACTEC Engineering & Consulting, In
0607173-08	Cd: ppm Cadmium 6010	A	34				MACTEC Engineering & Consulting, In
0607173-08	Ag: ppm Silver 6010	A	34				MACTEC Engineering & Consulting, In
0607173-08	Se: ppm Selenium 6010	A	34				MACTEC Engineering & Consulting, In
0607173-08	Cr: ppm Chromium 6010	A	34				MACTEC Engineering & Consulting, In
0607173-08	Cu: ppm Copper 6010	A	34				MACTEC Engineering & Consulting, In
0607173-08	Ba: ppm Barium 6010	A	34				MACTEC Engineering & Consulting, In
0607173-08	Ni: ppm Nickel 6010	A	34				MACTEC Engineering & Consulting, In
0607173-08	Be: ppm Beryllium 6010	A	34				MACTEC Engineering & Consulting, In
0607173-08	Sb: ppm Antimony 6010	A	34				MACTEC Engineering & Consulting, In
0607173-08	Zn: ppm Zinc 6010	A	34				MACTEC Engineering & Consulting, In
0607173-08	Pb: ppm Lead 6010	A	34				MACTEC Engineering & Consulting, In
0607173-09	Pb: ppm Lead 6010	A	35				MACTEC Engineering & Consulting, In
0607173-09	Cd: ppm Cadmium 6010	A	35				MACTEC Engineering & Consulting, In
0607173-09	Ni: ppm Nickel 6010	A	35				MACTEC Engineering & Consulting, In
0607173-09	Be: ppm Beryllium 6010	A	35				MACTEC Engineering & Consulting, In
0607173-09	Ba: ppm Barium 6010	A	35				MACTEC Engineering & Consulting, In
0607173-09	Cr: ppm Chromium 6010	A	35				MACTEC Engineering & Consulting, In
0607173-09	Ag: ppm Silver 6010	A	35				MACTEC Engineering & Consulting, In
0607173-09	Sb: ppm Antimony 6010	A	35				MACTEC Engineering & Consulting, In
0607173-09	Cu: ppm Copper 6010	A	35				MACTEC Engineering & Consulting, In
0607173-09	Se: ppm Selenium 6010	A	35				MACTEC Engineering & Consulting, In
0607173-09	Zn: ppm Zinc 6010	A	35				MACTEC Engineering & Consulting, In
BPG0360-CCB3	QC		36				
BPG0360-CCV3	QC		37		6G14002		
0607173-10	Ni: ppm Nickel 6010	A	38				MACTEC Engineering & Consulting, In
0607173-10	Cd: ppm Cadmium 6010	A	38				MACTEC Engineering & Consulting, In
0607173-10	Cr: ppm Chromium 6010	A	38				MACTEC Engineering & Consulting, In
0607173-10	Cu: ppm Copper 6010	A	38				MACTEC Engineering & Consulting, In
0607173-10	Pb: ppm Lead 6010	A	38				MACTEC Engineering & Consulting, In

Samples Loaded By

Date

Data Processed By

Date

ANALYSIS SEQUENCE

BPG0360

Instrument: ICP3

Calibration ID: UNASSIGNED

Lab Number	Analysis	Container	Order	Position	STD ID	ISTD ID	Client
0607173-10	Ba: ppm Barium 6010	A	38				MACTEC Engineering & Consulting, In
0607173-10	Ag: ppm Silver 6010	A	38				MACTEC Engineering & Consulting, In
0607173-10	Sb: ppm Antimony 6010	A	38				MACTEC Engineering & Consulting, In
0607173-10	Be: ppm Beryllium 6010	A	38				MACTEC Engineering & Consulting, In
0607173-10	Se: ppm Selenium 6010	A	38				MACTEC Engineering & Consulting, In
0607173-10	Zn: ppm Zinc 6010	A	38				MACTEC Engineering & Consulting, In
0607173-11	Se: ppm Selenium 6010	A	39				MACTEC Engineering & Consulting, In
0607173-11	Ag: ppm Silver 6010	A	39				MACTEC Engineering & Consulting, In
0607173-11	Zn: ppm Zinc 6010	A	39				MACTEC Engineering & Consulting, In
0607173-11	Pb: ppm Lead 6010	A	39				MACTEC Engineering & Consulting, In
0607173-11	Sb: ppm Antimony 6010	A	39				MACTEC Engineering & Consulting, In
0607173-11	Be: ppm Beryllium 6010	A	39				MACTEC Engineering & Consulting, In
0607173-11	Cd: ppm Cadmium 6010	A	39				MACTEC Engineering & Consulting, In
0607173-11	Ba: ppm Barium 6010	A	39				MACTEC Engineering & Consulting, In
0607173-11	Cr: ppm Chromium 6010	A	39				MACTEC Engineering & Consulting, In
0607173-11	Cu: ppm Copper 6010	A	39				MACTEC Engineering & Consulting, In
0607173-11	Ni: ppm Nickel 6010	A	39				MACTEC Engineering & Consulting, In
0607173-12	Cu: ppm Copper 6010	A	40				MACTEC Engineering & Consulting, In
0607173-12	Ag: ppm Silver 6010	A	40				MACTEC Engineering & Consulting, In
0607173-12	Se: ppm Selenium 6010	A	40				MACTEC Engineering & Consulting, In
0607173-12	Pb: ppm Lead 6010	A	40				MACTEC Engineering & Consulting, In
0607173-12	Cd: ppm Cadmium 6010	A	40				MACTEC Engineering & Consulting, In
0607173-12	Ni: ppm Nickel 6010	A	40				MACTEC Engineering & Consulting, In
0607173-12	Ba: ppm Barium 6010	A	40				MACTEC Engineering & Consulting, In
0607173-12	Cr: ppm Chromium 6010	A	40				MACTEC Engineering & Consulting, In
0607173-12	Zn: ppm Zinc 6010	A	40				MACTEC Engineering & Consulting, In
0607173-12	Be: ppm Beryllium 6010	A	40				MACTEC Engineering & Consulting, In
0607173-12	Sb: ppm Antimony 6010	A	40				MACTEC Engineering & Consulting, In
0607173-13	Cu: ppm Copper 6010	A	41				MACTEC Engineering & Consulting, In
0607173-13	Zn: ppm Zinc 6010	A	41				MACTEC Engineering & Consulting, In
0607173-13	Ag: ppm Silver 6010	A	41				MACTEC Engineering & Consulting, In
0607173-13	Ba: ppm Barium 6010	A	41				MACTEC Engineering & Consulting, In
0607173-13	Cd: ppm Cadmium 6010	A	41				MACTEC Engineering & Consulting, In

Samples Loaded By

Date

Data Processed By

Date

ANALYSIS SEQUENCE

BPG0360

Instrument: ICP3

Calibration ID: UNASSIGNED

Lab Number	Analysis	Container	Order	Position	STD ID	ISTD ID	Client
0607173-13	Be: ppm Beryllium 6010	A	41				MACTEC Engineering & Consulting, In
0607173-13	Cr: ppm Chromium 6010	A	41				MACTEC Engineering & Consulting, In
0607173-13	Pb: ppm Lead 6010	A	41				MACTEC Engineering & Consulting, In
0607173-13	Ni: ppm Nickel 6010	A	41				MACTEC Engineering & Consulting, In
0607173-13	Se: ppm Selenium 6010	A	41				MACTEC Engineering & Consulting, In
0607173-13	Sb: ppm Antimony 6010	A	41				MACTEC Engineering & Consulting, In
0607173-14	Zn: ppm Zinc 6010	A	42				MACTEC Engineering & Consulting, In
0607173-14	Cr: ppm Chromium 6010	A	42				MACTEC Engineering & Consulting, In
0607173-14	Cu: ppm Copper 6010	A	42				MACTEC Engineering & Consulting, In
0607173-14	Pb: ppm Lead 6010	A	42				MACTEC Engineering & Consulting, In
0607173-14	Ni: ppm Nickel 6010	A	42				MACTEC Engineering & Consulting, In
0607173-14	Sb: ppm Antimony 6010	A	42				MACTEC Engineering & Consulting, In
0607173-14	Be: ppm Beryllium 6010	A	42				MACTEC Engineering & Consulting, In
0607173-14	Cd: ppm Cadmium 6010	A	42				MACTEC Engineering & Consulting, In
0607173-14	Ag: ppm Silver 6010	A	42				MACTEC Engineering & Consulting, In
0607173-14	Se: ppm Selenium 6010	A	42				MACTEC Engineering & Consulting, In
0607173-14	Ba: ppm Barium 6010	A	42				MACTEC Engineering & Consulting, In
0607173-15	Cr: ppm Chromium 6010	A	43				MACTEC Engineering & Consulting, In
0607173-15	Zn: ppm Zinc 6010	A	43				MACTEC Engineering & Consulting, In
0607173-15	Ag: ppm Silver 6010	A	43				MACTEC Engineering & Consulting, In
0607173-15	Se: ppm Selenium 6010	A	43				MACTEC Engineering & Consulting, In
0607173-15	Ni: ppm Nickel 6010	A	43				MACTEC Engineering & Consulting, In
0607173-15	Cu: ppm Copper 6010	A	43				MACTEC Engineering & Consulting, In
0607173-15	Ba: ppm Barium 6010	A	43				MACTEC Engineering & Consulting, In
0607173-15	Cd: ppm Cadmium 6010	A	43				MACTEC Engineering & Consulting, In
0607173-15	Be: ppm Beryllium 6010	A	43				MACTEC Engineering & Consulting, In
0607173-15	Sb: ppm Antimony 6010	A	43				MACTEC Engineering & Consulting, In
0607173-15	Pb: ppm Lead 6010	A	43				MACTEC Engineering & Consulting, In
0607173-16	Se: ppm Selenium 6010	A	44				MACTEC Engineering & Consulting, In
0607173-16	Zn: ppm Zinc 6010	A	44				MACTEC Engineering & Consulting, In
0607173-16	Cr: ppm Chromium 6010	A	44				MACTEC Engineering & Consulting, In
0607173-16	Ba: ppm Barium 6010	A	44				MACTEC Engineering & Consulting, In
0607173-16	Cd: ppm Cadmium 6010	A	44				MACTEC Engineering & Consulting, In

Samples Loaded By

Date

Data Processed By

Date

ANALYSIS SEQUENCE

BPG0360

Instrument: ICP3

Calibration ID: UNASSIGNED

Lab Number	Analysis	Container	Order	Position	STD ID	ISTD ID	Client
0607173-16	Be: ppm Beryllium 6010	A	44				MACTEC Engineering & Consulting, In
0607173-16	Sb: ppm Antimony 6010	A	44				MACTEC Engineering & Consulting, In
0607173-16	Ni: ppm Nickel 6010	A	44				MACTEC Engineering & Consulting, In
0607173-16	Cu: ppm Copper 6010	A	44				MACTEC Engineering & Consulting, In
0607173-16	Pb: ppm Lead 6010	A	44				MACTEC Engineering & Consulting, In
0607173-16	Ag: ppm Silver 6010	A	44				MACTEC Engineering & Consulting, In
0607173-17	Cr: ppm Chromium 6010	A	45				MACTEC Engineering & Consulting, In
0607173-17	Zn: ppm Zinc 6010	A	45				MACTEC Engineering & Consulting, In
0607173-17	Ag: ppm Silver 6010	A	45				MACTEC Engineering & Consulting, In
0607173-17	Ba: ppm Barium 6010	A	45				MACTEC Engineering & Consulting, In
0607173-17	Cd: ppm Cadmium 6010	A	45				MACTEC Engineering & Consulting, In
0607173-17	Be: ppm Beryllium 6010	A	45				MACTEC Engineering & Consulting, In
0607173-17	Se: ppm Selenium 6010	A	45				MACTEC Engineering & Consulting, In
0607173-17	Cu: ppm Copper 6010	A	45				MACTEC Engineering & Consulting, In
0607173-17	Pb: ppm Lead 6010	A	45				MACTEC Engineering & Consulting, In
0607173-17	Ni: ppm Nickel 6010	A	45				MACTEC Engineering & Consulting, In
0607173-17	Sb: ppm Antimony 6010	A	45				MACTEC Engineering & Consulting, In
0607173-18	Ba: ppm Barium 6010	A	46				MACTEC Engineering & Consulting, In
0607173-18	Zn: ppm Zinc 6010	A	46				MACTEC Engineering & Consulting, In
0607173-18	Cd: ppm Cadmium 6010	A	46				MACTEC Engineering & Consulting, In
0607173-18	Se: ppm Selenium 6010	A	46				MACTEC Engineering & Consulting, In
0607173-18	Ag: ppm Silver 6010	A	46				MACTEC Engineering & Consulting, In
0607173-18	Be: ppm Beryllium 6010	A	46				MACTEC Engineering & Consulting, In
0607173-18	Sb: ppm Antimony 6010	A	46				MACTEC Engineering & Consulting, In
0607173-18	Ni: ppm Nickel 6010	A	46				MACTEC Engineering & Consulting, In
0607173-18	Pb: ppm Lead 6010	A	46				MACTEC Engineering & Consulting, In
0607173-18	Cr: ppm Chromium 6010	A	46				MACTEC Engineering & Consulting, In
0607173-18	Cu: ppm Copper 6010	A	46				MACTEC Engineering & Consulting, In
BPG0360-SRD1	QC		47				
BPG0360-CCB4	QC		48				
BPG0360-CCV4	QC		49		6G14002		
BPG0360-SRD2	QC		50				
BPG0360-CCB5	QC		51				

Samples Loaded By

Date

Data Processed By

Date

ANALYSIS SEQUENCE

BPG0360

Instrument: ICP3

Calibration ID: UNASSIGNED

Lab Number	Analysis	Container	Order	Position	STD ID	ISTD ID	Client
BPG0360-CCV5	QC		52		6G14002		
BPG0360-IFA2	QC		53		6G05048		
BPG0360-IFB2	QC		54		6G05049		

Samples Loaded By _____ Date _____

Data Processed By _____ Date _____

Seq.	Loc.	Sample ID
1	1	Calib Blank 1
2	2	Calib Std 1
3	3	Calib Std 2
4	4	Calib Std 3
5	3	STD2
6	5	ICV
7	1	ICCB
8	6	CRI1
9	7	CRI2
10	8	CRI3
11	160	ICSA
12	159	ICSAB
13	3	CCV
14	1	ICCB
15	9	BG61408-BLK1
16	10	BG61408-BS1
17	11	BG61408-BSD1
18	12	BG61408-SRM1
19	13	0607173-01
20	14	0607173-02
21	15	0607173-03
22	16	0607173-04
23	17	0607173-05
24	18	0607173-06
25	3	CCV
26	1	ICCB
27	19	0607173-07
28	20	0607173-08
29	21	0607173-09
30	22	0607173-10
31	23	BG61408-DUP1
32	24	BG61408-MS1
33	25	BG61408-SD1
34	26	BG61408-PDS1
35	27	0607173-11
36	28	0607173-12
37	3	CCV
38	1	ICCB -Cu
39	29	0607173-13
40	30	0607173-14
41	31	0607173-15
42	32	0607173-16
43	33	0607173-17
44	34	0607173-18
45	35	BG61408-DUP2
46	36	BG61408-MS2
47	37	BG61408-SD2
48	38	BG61408-PDS2
49	3	CCV
50	1	ICCB
51	39	BG61409-BLK1
52	40	BG61409-BS1
53	41	BG61409-BSD1
54	42	BG61409-SRM1
55	43	0607175-01
56	44	0607175-02

Ag 0.005

As 0.05

Ba 0.01

Be 0.001

Cd 0.005

Cr 0.01

Cu 0.02

Ni 0.02

Pb 0.01

Sb 0.01

Se 0.01

Tl 0.05

Zn 0.01

Method : Everything-DV

Seq.	Loc.	Sample ID
57	45	0607175-03
58	46	0607175-04
59	47	0607175-05
60	48	0607175-06
61	3	CCV
62	1	ICCB
63	49	0607175-07
64	50	0607175-08
65	51	0607175-09
66	52	0607175-10
67	53	BG61409-DUP1
68	54	BG61409-MS1
69	55	BG61409-SD1
70	56	BG61409-PDS1
71	57	0607175-11
72	58	0607175-12
73	3	CCV
74	1	ICCB
75	59	0607175-13
76	60	0607175-14
77	61	0607175-15
78	62	0607175-16
79	63	BG61409-DUP2
80	64	BG61409-MS2
81	65	BG61409-SD2
82	66	BG61409-PDS2
83	67	0607180-05
84	3	CCV
85	1	ICCB
86	160	ICSA
87	159	ICSAB
88	0	WASH

Align View XY Axial for analyte Mn 257.610

X-position	Y-position	Intensity
-2.0	15.0	159784.0
-1.6	15.0	233559.5
-1.2	15.0	338622.7
-0.8	15.0	454009.4
-0.4	15.0	561332.5
0.0	15.0	617990.0
0.4	15.0	670120.4
0.8	15.0	701405.1
1.2	15.0	628495.0
1.6	15.0	554217.6
2.0	15.0	463983.4
0.8	10.0	10220.0
0.8	10.5	26751.7
0.8	11.0	43858.2
0.8	11.5	70780.8
0.8	12.0	105986.4
0.8	12.5	213996.4
0.8	13.0	309901.2
0.8	13.5	397914.4
0.8	14.0	507259.4
0.8	14.5	675425.4
0.8	15.0	702800.0
0.8	15.5	664954.2
0.8	16.0	614001.6
0.8	16.5	404617.1
0.8	17.0	293466.4
0.8	17.5	206376.8
0.8	18.0	138474.6
0.8	18.5	94060.4
0.8	19.0	27859.2
0.8	19.5	12119.4
0.8	20.0	5464.6
0.0	15.0	623261.1
0.4	15.0	670864.0
0.8	15.0	692599.8
1.2	15.0	631498.2
1.6	15.0	548185.0
0.8	13.0	319883.3
0.8	13.5	408015.4
0.8	14.0	513028.6
0.8	14.5	675334.0
0.8	15.0	693462.1
0.8	15.5	664628.7
0.8	16.0	607784.0
0.8	16.5	392136.9
0.8	17.0	281579.0

7/14/2006 3:56:00 PM aligned for analyte Mn 257.610

X viewing position set to 0.8 mm having Peak intensity 693462.1 for Axial viewing

Y viewing position set to 15.0 mm having Peak intensity 693462.1 for Axial viewing

Align View X Radial for analyte Mn 257.610

X-position	Y-position	Intensity
-7.0	15.0	634.8
-6.5	15.0	1930.9
-6.0	15.0	3956.7
-5.5	15.0	7653.4
-5.0	15.0	12262.7
-4.5	15.0	13576.6
-4.0	15.0	12706.1
-3.5	15.0	10749.1
-3.0	15.0	10482.8
-2.5	15.0	13939.3
-2.0	15.0	19846.4
-1.5	15.0	28239.1
-1.0	15.0	39375.0
-0.5	15.0	51567.8
0.0	15.0	73383.6

0.5	15.0	125791.3
1.0	15.0	136844.7
1.5	15.0	127022.1
2.0	15.0	123963.4
2.5	15.0	118287.0
3.0	15.0	99538.7
3.5	15.0	71920.8
4.0	15.0	50354.6
4.5	15.0	60435.4
5.0	15.0	61370.4
5.5	15.0	43950.4
6.0	15.0	26064.4
6.5	15.0	15407.3
7.0	15.0	9537.3

7/14/2006 3:58:19 PM aligned for analyte Mn 257.610
 X viewing position set to 1.0 mm having Peak intensity 136844.7 for Radial viewing

Analysis Begun

Start Time: 7/14/2006 4:02:04 PM Plasma On Time: 7/14/2006 7:02:30 AM
 Logged In Analyst: ICP3 Technique: ICP Continuous
 Spectrometer Model: Optima 4300 DV, S/N 077N1032302 Autosampler Model: AS-91

Sample Information File: C:\pe\Administrator\Sample Information\071406NA.sif
 Batch ID: 071406na
 Results Data Set: 071406nad
 Results Library: Q:\Metals\Results\ICP3\Results\Results.mdb

Method Loaded

Method Name: Everything-DV Method Last Saved: 6/29/2006 10:24:35 AM
 IEC File: 122905.iec MSF File:
 Method Description: Everything

Sequence No.: 1 Autosampler Location: 1
 Sample ID: Calib Blank 1 Date Collected: 7/14/2006 4:02:05 PM
 Analyst: Data Type: Original
 Initial Sample Wt: Initial Sample Vol:
 Dilution: Sample Prep Vol:

Replicate Data: Calib Blank 1

Repl#	Analyte	Net Intensity	Corrected Intensity	Conc. Units	Calib. Units	Analysis Time
1	K 766.490†	377.9	378.2	[0.00]	mg/L	16:03:36
1	Li 670.784†	81.7	81.8	[0.00]	mg/L	16:03:36
1	Na 589.592	-965.7	-965.7	[0.00]	mg/L	16:03:36
1	Y 371.029	3327423.0	3327423.0	0.999	mg/L	16:03:50
1	Ag 328.068†	-3401.3	-3403.8	[0.00]	mg/L	16:03:55
1	Al 237.313†	1.7	1.7	[0.00]	mg/L	16:04:15
1	As 188.979†	9.5	9.5	[0.00]	mg/L	16:04:15
1	B 182.528†	-3.6	-3.6	[0.00]	mg/L	16:04:15
1	Ba 233.527†	-185.1	-185.3	[0.00]	mg/L	16:04:15
1	Be 313.107†	2474.2	2476.0	[0.00]	mg/L	16:03:55
1	Ca 315.886†	1228.4	1229.3	[0.00]	mg/L	16:03:55
1	Cd 228.802†	107.4	107.4	[0.00]	mg/L	16:04:15
1	Co 228.616†	-202.3	-202.5	[0.00]	mg/L	16:04:15
1	Cr 267.716†	947.7	948.4	[0.00]	mg/L	16:03:55
1	Cu 324.752†	5242.2	5246.0	[0.00]	mg/L	16:03:55
1	Fe 234.349†	773.4	774.0	[0.00]	mg/L	16:04:15
1	Fe 238.204†	1024.7	1025.5	[0.00]	mg/L	16:04:15
1	Mg 279.077†	406.3	406.6	[0.00]	mg/L	16:03:55
1	Mn 257.610†	1723.6	1724.9	[0.00]	mg/L	16:03:55
1	Mo 202.031†	46.7	46.8	[0.00]	mg/L	16:04:15
1	Ni 231.604†	2.3	2.3	[0.00]	mg/L	16:04:15
1	P 214.914†	112.9	113.0	[0.00]	mg/L	16:04:15
1	Pb 220.353†	-138.0	-138.1	[0.00]	mg/L	16:04:15
1	Sb 206.836†	16.6	16.7	[0.00]	mg/L	16:04:15

=====
Analysis Begun

Start Time: 7/14/2006 4:05:38 PM

Plasma On Time: 7/14/2006 7:02:30 AM

Logged In Analyst: ICP3

Technique: ICP Continuous

Spectrometer Model: Optima 4300 DV, S/N 077N1032302 Autosampler Model: AS-91

Sample Information File: C:\pe\Administrator\Sample Information\071406NA.sif

Batch ID: 071406na

Results Data Set: 071406nad

Results Library: Q:\Metals\Results\ICP3\Results\Results.mdb

=====
Sequence No.: 1

Autosampler Location: 1

Sample ID: Calib Blank 1

Date Collected: 7/14/2006 4:05:38 PM

Analyst:

Data Type: Original

Initial Sample Wt:

Initial Sample Vol:

Dilution:

Sample Prep Vol:

Replicate Data: Calib Blank 1

Repl#	Analyte	Net Intensity	Corrected Intensity	Conc.	Calib. Units	Analysis Time
1	K 766.490†	336.2	335.7	[0.00]	mg/L	16:07:11
1	Li 670.784†	108.0	107.8	[0.00]	mg/L	16:07:11
1	Na 589.592	-1030.9	-1030.9	[0.00]	mg/L	16:07:11
1	Y 371.029	3349678.5	3349678.5	1.00	mg/L	16:07:28
1	Ag 328.068†	-3487.9	-3482.4	[0.00]	mg/L	16:07:30
1	Al 237.313†	-17.5	-17.4	[0.00]	mg/L	16:07:50
1	As 188.979†	6.8	6.8	[0.00]	mg/L	16:07:50
1	B 182.528†	-2.2	-2.2	[0.00]	mg/L	16:07:50
1	Ba 233.527†	-159.7	-159.5	[0.00]	mg/L	16:07:50
1	Be 313.107†	2553.9	2549.8	[0.00]	mg/L	16:07:30
1	Ca 315.886†	1070.7	1069.0	[0.00]	mg/L	16:07:30
1	Cd 228.802†	117.0	116.9	[0.00]	mg/L	16:07:50
1	Co 228.616†	-203.8	-203.4	[0.00]	mg/L	16:07:50
1	Cr 267.716†	900.0	898.5	[0.00]	mg/L	16:07:30
1	Cu 324.752†	5212.9	5204.6	[0.00]	mg/L	16:07:30
1	Fe 234.349†	769.4	768.2	[0.00]	mg/L	16:07:50
1	Fe 238.204†	1007.6	1006.0	[0.00]	mg/L	16:07:50
1	Mg 279.077†	478.6	477.8	[0.00]	mg/L	16:07:30
1	Mn 257.610†	1622.2	1619.6	[0.00]	mg/L	16:07:30
1	Mo 202.031†	62.3	62.2	[0.00]	mg/L	16:07:50
1	Ni 231.604†	-5.9	-5.9	[0.00]	mg/L	16:07:50
1	P 214.914†	101.9	101.7	[0.00]	mg/L	16:07:50
1	Pb 220.353†	-133.9	-133.7	[0.00]	mg/L	16:07:50
1	Sb 206.836†	15.8	15.8	[0.00]	mg/L	16:07:50
1	Se 196.026†	-8.7	-8.7	[0.00]	mg/L	16:07:50
1	Sn 189.927†	78.9	78.7	[0.00]	mg/L	16:07:50
1	Sr 407.771†	6164.8	6155.0	[0.00]	mg/L	16:07:24
1	Ti 337.279†	-1675.8	-1673.1	[0.00]	mg/L	16:07:30
1	Tl 190.801†	-6.2	-6.2	[0.00]	mg/L	16:07:50
1	V 292.402†	-1382.9	-1380.7	[0.00]	mg/L	16:07:30
1	Zn 213.857†	635.9	634.9	[0.00]	mg/L	16:07:50
2	K 766.490†	390.6	391.2	[0.00]	mg/L	16:07:16
2	Li 670.784†	84.7	84.9	[0.00]	mg/L	16:07:16
2	Na 589.592	-1089.4	-1089.4	[0.00]	mg/L	16:07:16
2	Y 371.029	3339041.0	3339041.0	0.998	mg/L	16:07:56
2	Ag 328.068†	-3367.5	-3372.8	[0.00]	mg/L	16:08:01
2	Al 237.313†	-7.5	-7.5	[0.00]	mg/L	16:08:21
2	As 188.979†	3.7	3.7	[0.00]	mg/L	16:08:21
2	B 182.528†	-3.5	-3.5	[0.00]	mg/L	16:08:21
2	Ba 233.527†	-179.4	-179.7	[0.00]	mg/L	16:08:21
2	Be 313.107†	2364.8	2368.6	[0.00]	mg/L	16:08:01
2	Ca 315.886†	1073.7	1075.4	[0.00]	mg/L	16:08:01
2	Cd 228.802†	117.6	117.8	[0.00]	mg/L	16:08:21
2	Co 228.616†	-180.2	-180.5	[0.00]	mg/L	16:08:21
2	Cr 267.716†	905.0	906.4	[0.00]	mg/L	16:08:01
2	Cu 324.752†	5377.9	5386.4	[0.00]	mg/L	16:08:01
2	Fe 234.349†	791.8	793.1	[0.00]	mg/L	16:08:21
2	Fe 238.204†	1021.4	1023.0	[0.00]	mg/L	16:08:21

2	Mg 279.077†	430.3	431.0	[0.00] mg/L	16:08:01
2	Mn 257.610†	1674.7	1677.4	[0.00] mg/L	16:08:01
2	Mo 202.031†	53.2	53.3	[0.00] mg/L	16:08:21
2	Ni 231.604†	-5.3	-5.4	[0.00] mg/L	16:08:21
2	P 214.914†	111.6	111.8	[0.00] mg/L	16:08:21
2	Pb 220.353†	-133.0	-133.2	[0.00] mg/L	16:08:21
2	Sb 206.836†	26.3	26.3	[0.00] mg/L	16:08:21
2	Se 196.026†	-13.5	-13.5	[0.00] mg/L	16:08:21
2	Sn 189.927†	76.0	76.1	[0.00] mg/L	16:08:21
2	Sr 407.771†	6014.9	6024.5	[0.00] mg/L	16:07:56
2	Ti 337.279†	-1629.3	-1631.8	[0.00] mg/L	16:08:01
2	Tl 190.801†	2.4	2.4	[0.00] mg/L	16:08:21
2	V 292.402†	-1339.2	-1341.3	[0.00] mg/L	16:08:01
2	Zn 213.857†	649.1	650.1	[0.00] mg/L	16:08:21

Mean Data: Calib Blank 1

Analyte	Mean Corrected		RSD	Calib	
	Intensity	Std.Dev.		Conc.	Units
Y 371.029	3344359.7	7521.84	0.22%	1.00	mg/L
Ag 328.068†	-3427.6	77.48	2.26%	[0.00]	mg/L
Al 237.313†	-12.5	7.05	56.59%	[0.00]	mg/L
As 188.979†	5.3	2.20	41.83%	[0.00]	mg/L
B 182.528†	-2.9	0.94	32.86%	[0.00]	mg/L
Ba 233.527†	-169.6	14.31	8.44%	[0.00]	mg/L
Be 313.107†	2459.2	128.16	5.21%	[0.00]	mg/L
Ca 315.886†	1072.2	4.50	0.42%	[0.00]	mg/L
Cd 228.802†	117.3	0.64	0.54%	[0.00]	mg/L
Co 228.616†	-192.0	16.26	8.47%	[0.00]	mg/L
Cr 267.716†	902.5	5.57	0.62%	[0.00]	mg/L
Cu 324.752†	5295.5	128.56	2.43%	[0.00]	mg/L
Fe 234.349†	780.6	17.63	2.26%	[0.00]	mg/L
Fe 238.204†	1014.5	12.04	1.19%	[0.00]	mg/L
K 766.490†	363.4	39.22	10.79%	[0.00]	mg/L
Li 670.784†	96.3	16.22	16.83%	[0.00]	mg/L
Mg 279.077†	454.4	33.11	7.29%	[0.00]	mg/L
Mn 257.610†	1648.5	40.89	2.48%	[0.00]	mg/L
Mo 202.031†	57.7	6.32	10.94%	[0.00]	mg/L
Na 589.592	-1060.1	41.34	3.90%	[0.00]	mg/L
Ni 231.604†	-5.6	0.36	6.45%	[0.00]	mg/L
P 214.914†	106.8	7.12	6.67%	[0.00]	mg/L
Pb 220.353†	-133.5	0.34	0.25%	[0.00]	mg/L
Sb 206.836†	21.0	7.45	35.44%	[0.00]	mg/L
Se 196.026†	-11.1	3.39	30.62%	[0.00]	mg/L
Sn 189.927†	77.4	1.88	2.43%	[0.00]	mg/L
Sr 407.771†	6089.7	92.27	1.52%	[0.00]	mg/L
Ti 337.279†	-1652.5	29.18	1.77%	[0.00]	mg/L
Tl 190.801†	-1.9	6.09	322.26%	[0.00]	mg/L
V 292.402†	-1361.0	27.86	2.05%	[0.00]	mg/L
Zn 213.857†	642.5	10.78	1.68%	[0.00]	mg/L

=====

Sequence No.: 2

Sample ID: Calib Std 1

Analyst:

Initial Sample Wt:

Dilution:

Autosampler Location: 2

Date Collected: 7/14/2006 4:09:59 PM

Data Type: Original

Initial Sample Vol:

Sample Prep Vol:

Replicate Data: Calib Std 1

Repl#	Analyte	Net Intensity	Corrected Intensity	Calib. Conc.	Units	Analysis Time
1	K 766.490†	9996.2	9740.4	[5.0000]	mg/L	16:11:37
1	Li 670.784†	3533.5	3475.2	[0.1]	mg/L	16:11:37
1	Na 589.592	40903.7	41963.9	[5.0000]	mg/L	16:11:37
1	Y 371.029	3308744.9	3308744.9	0.989	mg/L	16:11:51
1	Ag 328.068†	11592.7	15145.1	[0.05]	mg/L	16:11:56
1	Al 237.313†	4155.6	4212.8	[0.5]	mg/L	16:11:56
1	As 188.979†	64.5	59.9	[0.1000]	mg/L	16:12:16
1	B 182.528†	26.3	29.4	[0.1000]	mg/L	16:12:16
1	Ba 233.527†	11232.2	11522.7	[0.1000]	mg/L	16:11:56
1	Be 313.107†	52294.0	50397.7	[0.0100]	mg/L	16:11:56

1	Ca 315.886†	135076.0	135457.7	[1.0000]	mg/L	16:11:51
1	Cd 228.802†	2051.2	1956.0	[0.0500]	mg/L	16:12:16
1	Co 228.616†	3427.2	3656.1	[0.1000]	mg/L	16:12:16
1	Cr 267.716†	16387.7	15661.6	[0.1000]	mg/L	16:11:56
1	Cu 324.752†	33046.3	28106.5	[0.1000]	mg/L	16:11:56
1	Fe 234.349†	25136.1	24626.1	[0.5]	mg/L	16:11:56
1	Fe 238.204†	60467.3	60103.7	[0.5]	mg/L	16:11:56
1	Mg 279.077†	26200.3	26027.9	[1.0000]	mg/L	16:11:56
1	Mn 257.610†	86624.2	85908.1	[0.1000]	mg/L	16:11:56
1	Mo 202.031†	1406.3	1363.7	[0.1000]	mg/L	16:12:16
1	Ni 231.604†	2660.8	2695.0	[0.1000]	mg/L	16:11:56
1	P 214.914†	1456.7	1365.6	[1]	mg/L	16:12:16
1	Pb 220.353†	764.1	905.8	[0.1000]	mg/L	16:12:16
1	Sb 206.836†	213.5	194.8	[0.1000]	mg/L	16:12:16
1	Se 196.026†	136.3	148.8	[0.2000]	mg/L	16:12:16
1	Sn 189.927†	431.6	358.8	[0.1000]	mg/L	16:12:16
1	Sr 407.771†	242084.0	238600.0	[0.0100]	mg/L	16:11:51
1	Ti 337.279†	75834.3	78303.0	[0.1000]	mg/L	16:11:56
1	Tl 190.801†	120.2	123.4	[0.1000]	mg/L	16:12:16
1	V 292.402†	24572.3	26197.8	[0.1000]	mg/L	16:11:56
1	Zn 213.857†	7899.9	7342.4	[0.1000]	mg/L	16:11:56
2	K 766.490†	10053.8	9714.3	[5.0000]	mg/L	16:11:42
2	Li 670.784†	3579.3	3491.5	[0.1]	mg/L	16:11:42
2	Na 589.592	40551.8	41611.9	[5.0000]	mg/L	16:11:42
2	Y 371.029	3336410.6	3336410.6	0.998	mg/L	16:12:22
2	Ag 328.068†	11668.7	15124.1	[0.05]	mg/L	16:12:28
2	Al 237.313†	4179.1	4201.5	[0.5]	mg/L	16:12:28
2	As 188.979†	64.5	59.4	[0.1000]	mg/L	16:12:48
2	B 182.528†	29.8	32.7	[0.1000]	mg/L	16:12:48
2	Ba 233.527†	11288.2	11484.7	[0.1000]	mg/L	16:12:28
2	Be 313.107†	52464.9	50130.8	[0.0100]	mg/L	16:12:28
2	Ca 315.886†	136032.9	135284.8	[1.0000]	mg/L	16:12:22
2	Cd 228.802†	2037.2	1924.7	[0.0500]	mg/L	16:12:48
2	Co 228.616†	3424.7	3624.8	[0.1000]	mg/L	16:12:48
2	Cr 267.716†	16462.5	15599.3	[0.1000]	mg/L	16:12:28
2	Cu 324.752†	33260.6	28044.3	[0.1000]	mg/L	16:12:28
2	Fe 234.349†	25057.0	24336.0	[0.5]	mg/L	16:12:28
2	Fe 238.204†	60576.7	59706.6	[0.5]	mg/L	16:12:28
2	Mg 279.077†	26110.0	25717.8	[1.0000]	mg/L	16:12:28
2	Mn 257.610†	86498.9	85056.5	[0.1000]	mg/L	16:12:28
2	Mo 202.031†	1424.1	1369.8	[0.1000]	mg/L	16:12:48
2	Ni 231.604†	2725.8	2737.9	[0.1000]	mg/L	16:12:28
2	P 214.914†	1467.1	1363.8	[1]	mg/L	16:12:48
2	Pb 220.353†	769.0	904.3	[0.1000]	mg/L	16:12:48
2	Sb 206.836†	214.3	193.8	[0.1000]	mg/L	16:12:48
2	Se 196.026†	128.7	140.1	[0.2000]	mg/L	16:12:48
2	Sn 189.927†	432.9	356.5	[0.1000]	mg/L	16:12:48
2	Sr 407.771†	243868.1	238359.3	[0.0100]	mg/L	16:12:22
2	Ti 337.279†	76252.8	78086.9	[0.1000]	mg/L	16:12:28
2	Tl 190.801†	118.5	120.7	[0.1000]	mg/L	16:12:48
2	V 292.402†	24589.8	26009.4	[0.1000]	mg/L	16:12:28
2	Zn 213.857†	7892.5	7268.8	[0.1000]	mg/L	16:12:28

Mean Data: Calib Std 1

Analyte	Mean Corrected Intensity	Std.Dev.	RSD	Calib Conc. Units
Y 371.029	3322577.8	19562.63	0.59%	0.993 mg/L
Ag 328.068†	15134.6	14.88	0.10%	[0.05] mg/L
Al 237.313†	4207.2	7.98	0.19%	[0.5] mg/L
As 188.979†	59.7	0.36	0.60%	[0.1000] mg/L
B 182.528†	31.1	2.32	7.45%	[0.1000] mg/L
Ba 233.527†	11503.7	26.87	0.23%	[0.1000] mg/L
Be 313.107†	50264.2	188.74	0.38%	[0.0100] mg/L
Ca 315.886†	135371.2	122.28	0.09%	[1.0000] mg/L
Cd 228.802†	1940.4	22.09	1.14%	[0.0500] mg/L
Co 228.616†	3640.5	22.10	0.61%	[0.1000] mg/L
Cr 267.716†	15630.5	44.10	0.28%	[0.1000] mg/L
Cu 324.752†	28075.4	43.96	0.16%	[0.1000] mg/L
Fe 234.349†	24481.0	205.09	0.84%	[0.5] mg/L
Fe 238.204†	59905.1	280.81	0.47%	[0.5] mg/L
K 766.490†	9727.4	18.42	0.19%	[5.0000] mg/L

Li 670.784†	3483.3	11.54	0.33%	[0.1]	mg/L
Mg 279.077†	25872.8	219.29	0.85%	[1.0000]	mg/L
Mn 257.610†	85482.3	602.21	0.70%	[0.1000]	mg/L
Mo 202.031†	1366.8	4.29	0.31%	[0.1000]	mg/L
Na 589.592	41787.9	248.88	0.60%	[5.0000]	mg/L
Ni 231.604†	2716.5	30.36	1.12%	[0.1000]	mg/L
P 214.914†	1364.7	1.28	0.09%	[1]	mg/L
Pb 220.353†	905.1	1.10	0.12%	[0.1000]	mg/L
Sb 206.836†	194.3	0.71	0.37%	[0.1000]	mg/L
Se 196.026†	144.5	6.15	4.26%	[0.2000]	mg/L
Sn 189.927†	357.7	1.61	0.45%	[0.1000]	mg/L
Sr 407.771†	238479.7	170.18	0.07%	[0.0100]	mg/L
Ti 337.279†	78195.0	152.81	0.20%	[0.1000]	mg/L
Tl 190.801†	122.0	1.92	1.57%	[0.1000]	mg/L
V 292.402†	26103.6	133.20	0.51%	[0.1000]	mg/L
Zn 213.857†	7305.6	52.09	0.71%	[0.1000]	mg/L

Sequence No.: 3

Sample ID: Calib Std 2

Analyst:

Initial Sample Wt:

Dilution:

Autosampler Location: 3

Date Collected: 7/14/2006 4:14:25 PM

Data Type: Original

Initial Sample Vol:

Sample Prep Vol:

Replicate Data: Calib Std 2

Repl#	Analyte	Net Intensity	Corrected Intensity	Calib. Conc. Units	Analysis Time
1	K 766.490†	47539.5	47715.1	[25.0000] mg/L	16:16:01
1	Li 670.784†	17032.5	17129.3	[0.5] mg/L	16:16:01
1	Na 589.592	200367.3	201427.5	[25.000] mg/L	16:16:01
1	Y 371.029	3306865.5	3306865.5	0.989 mg/L	16:16:16
1	Ag 328.068†	69767.6	73986.2	[0.25] mg/L	16:16:22
1	Al 237.313†	20796.4	21044.6	[2.5] mg/L	16:16:22
1	As 188.979†	282.3	280.2	[0.5000] mg/L	16:16:42
1	B 182.528†	149.5	154.1	[0.5000] mg/L	16:16:42
1	Ba 233.527†	55623.0	56423.3	[0.5000] mg/L	16:16:22
1	Be 313.107†	247494.7	247841.7	[0.0500] mg/L	16:16:16
1	Ca 315.886†	667271.6	673765.1	[5.0000] mg/L	16:16:16
1	Cd 228.802†	9614.8	9606.5	[0.2500] mg/L	16:16:42
1	Co 228.616†	17274.5	17662.4	[0.5000] mg/L	16:16:22
1	Cr 267.716†	76265.7	76227.9	[0.5000] mg/L	16:16:22
1	Cu 324.752†	141716.5	138027.8	[0.5000] mg/L	16:16:22
1	Fe 234.349†	118112.8	118671.4	[2.5] mg/L	16:16:22
1	Fe 238.204†	289040.2	291302.9	[2.5] mg/L	16:16:22
1	Mg 279.077†	124866.0	125827.4	[5.0000] mg/L	16:16:22
1	Mn 257.610†	410644.5	413652.0	[0.5000] mg/L	16:16:16
1	Mo 202.031†	6752.3	6771.1	[0.5000] mg/L	16:16:42
1	Ni 231.604†	13004.2	13157.3	[0.5000] mg/L	16:16:22
1	P 214.914†	6825.3	6795.9	[5] mg/L	16:16:42
1	Pb 220.353†	4213.4	4394.7	[0.5000] mg/L	16:16:42
1	Sb 206.836†	986.2	976.4	[0.5000] mg/L	16:16:42
1	Se 196.026†	682.3	701.2	[1.0000] mg/L	16:16:42
1	Sn 189.927†	1829.8	1773.1	[0.5000] mg/L	16:16:42
1	Sr 407.771†	1151175.3	1158137.9	[0.0500] mg/L	16:16:16
1	Ti 337.279†	377062.7	382990.5	[0.5000] mg/L	16:16:16
1	Tl 190.801†	606.6	615.3	[0.5000] mg/L	16:16:42
1	V 292.402†	125789.2	128576.5	[0.5000] mg/L	16:16:22
1	Zn 213.857†	35772.3	35535.3	[0.5000] mg/L	16:16:22
2	K 766.490†	46999.6	47356.6	[25.0000] mg/L	16:16:06
2	Li 670.784†	16844.7	17006.6	[0.5] mg/L	16:16:06
2	Na 589.592	198103.5	199163.6	[25.000] mg/L	16:16:06
2	Y 371.029	3293871.7	3293871.7	0.985 mg/L	16:16:49
2	Ag 328.068†	69688.0	74183.8	[0.25] mg/L	16:16:54
2	Al 237.313†	20674.2	21003.6	[2.5] mg/L	16:16:54
2	As 188.979†	284.4	283.5	[0.5000] mg/L	16:17:14
2	B 182.528†	150.7	155.9	[0.5000] mg/L	16:17:14
2	Ba 233.527†	55699.7	56723.0	[0.5000] mg/L	16:16:54
2	Be 313.107†	246086.6	247399.4	[0.0500] mg/L	16:16:49
2	Ca 315.886†	662125.8	671202.6	[5.0000] mg/L	16:16:49
2	Cd 228.802†	9631.6	9661.9	[0.2500] mg/L	16:17:14
2	Co 228.616†	17262.8	17719.4	[0.5000] mg/L	16:16:54

2	Cr 267.716†	76287.9	76554.8	[0.5000]	mg/L	16:16:54
2	Cu 324.752†	141971.7	138852.3	[0.5000]	mg/L	16:16:54
2	Fe 234.349†	118006.9	119035.0	[2.5]	mg/L	16:16:54
2	Fe 238.204†	289529.9	292953.3	[2.5]	mg/L	16:16:54
2	Mg 279.077†	124761.5	126219.4	[5.0000]	mg/L	16:16:54
2	Mn 257.610†	406985.4	411575.1	[0.5000]	mg/L	16:16:49
2	Mo 202.031†	6740.8	6786.4	[0.5000]	mg/L	16:17:14
2	Ni 231.604†	13131.1	13338.0	[0.5000]	mg/L	16:16:54
2	P 214.914†	6778.7	6775.9	[5]	mg/L	16:17:14
2	Pb 220.353†	4232.6	4431.0	[0.5000]	mg/L	16:17:14
2	Sb 206.836†	994.1	988.3	[0.5000]	mg/L	16:17:14
2	Se 196.026†	677.9	699.4	[1.0000]	mg/L	16:17:14
2	Sn 189.927†	1809.6	1759.9	[0.5000]	mg/L	16:17:14
2	Sr 407.771†	1143478.5	1154915.8	[0.0500]	mg/L	16:16:49
2	Ti 337.279†	375220.5	382624.3	[0.5000]	mg/L	16:16:49
2	Tl 190.801†	602.4	613.5	[0.5000]	mg/L	16:17:14
2	V 292.402†	126017.5	129310.0	[0.5000]	mg/L	16:16:54
2	Zn 213.857†	35881.9	35789.3	[0.5000]	mg/L	16:16:54

Mean Data: Calib Std 2

Analyte	Mean Corrected Intensity	Std.Dev.	RSD	Conc.	Units	Calib
Y 371.029	3300368.6	9187.99	0.28%	0.987	mg/L	
Ag 328.068†	74085.0	139.67	0.19%	[0.25]	mg/L	
Al 237.313†	21024.1	29.01	0.14%	[2.5]	mg/L	
As 188.979†	281.9	2.32	0.82%	[0.5000]	mg/L	
B 182.528†	155.0	1.27	0.82%	[0.5000]	mg/L	
Ba 233.527†	56573.2	211.96	0.37%	[0.5000]	mg/L	
Be 313.107†	247620.6	312.78	0.13%	[0.0500]	mg/L	
Ca 315.886†	672483.9	1811.98	0.27%	[5.0000]	mg/L	
Cd 228.802†	9634.2	39.18	0.41%	[0.2500]	mg/L	
Co 228.616†	17690.9	40.34	0.23%	[0.5000]	mg/L	
Cr 267.716†	76391.4	231.13	0.30%	[0.5000]	mg/L	
Cu 324.752†	138440.0	583.01	0.42%	[0.5000]	mg/L	
Fe 234.349†	118853.2	257.13	0.22%	[2.5]	mg/L	
Fe 238.204†	292128.1	1167.00	0.40%	[2.5]	mg/L	
K 766.490†	47535.9	253.51	0.53%	[25.0000]	mg/L	
Li 670.784†	17067.9	86.79	0.51%	[0.5]	mg/L	
Mg 279.077†	126023.4	277.22	0.22%	[5.0000]	mg/L	
Mn 257.610†	412613.6	1468.56	0.36%	[0.5000]	mg/L	
Mo 202.031†	6778.8	10.82	0.16%	[0.5000]	mg/L	
Na 589.592	200295.5	1600.78	0.80%	[25.000]	mg/L	
Ni 231.604†	13247.6	127.82	0.96%	[0.5000]	mg/L	
P 214.914†	6785.9	14.15	0.21%	[5]	mg/L	
Pb 220.353†	4412.8	25.67	0.58%	[0.5000]	mg/L	
Sb 206.836†	982.4	8.47	0.86%	[0.5000]	mg/L	
Se 196.026†	700.3	1.27	0.18%	[1.0000]	mg/L	
Sn 189.927†	1766.5	9.34	0.53%	[0.5000]	mg/L	
Sr 407.771†	1156526.9	2278.35	0.20%	[0.0500]	mg/L	
Ti 337.279†	382807.4	258.90	0.07%	[0.5000]	mg/L	
Tl 190.801†	614.4	1.27	0.21%	[0.5000]	mg/L	
V 292.402†	128943.2	518.70	0.40%	[0.5000]	mg/L	
Zn 213.857†	35662.3	179.62	0.50%	[0.5000]	mg/L	

=====

Sequence No.: 4

Sample ID: Calib Std 3

Analyst:

Initial Sample Wt:

Dilution:

Autosampler Location: 4

Date Collected: 7/14/2006 4:18:53 PM

Data Type: Original

Initial Sample Vol:

Sample Prep Vol:

Replicate Data: Calib Std 3

Repl#	Analyte	Net Intensity	Corrected Intensity	Conc.	Units	Calib.	Analysis Time
1	K 766.490†	95995.7	98199.9	[50.0000]	mg/L		16:20:28
1	Li 670.784†	33361.3	34157.3	[1]	mg/L		16:20:28
1	Na 589.592	400657.5	401717.6	[50.000]	mg/L		16:20:28
1	Y 371.029	3257236.9	3257236.9	0.974	mg/L		16:20:47
1	Ag 328.068†	140555.9	147743.0	[0.5]	mg/L		16:20:52
1	Al 237.313†	41392.6	42512.2	[5]	mg/L		16:20:52

1	As 188.979†	536.8	545.9	[1.0000]	mg/L	16:21:13
1	B 182.528†	294.3	305.0	[1.0000]	mg/L	16:21:13
1	Ba 233.527†	110218.8	113336.5	[1.0000]	mg/L	16:20:52
1	Be 313.107†	487763.9	498351.2	[0.1000]	mg/L	16:20:47
1	Ca 315.886†	1312772.1	1346813.3	[10.0000]	mg/L	16:20:47
1	Cd 228.802†	18764.6	19149.2	[0.5000]	mg/L	16:20:52
1	Co 228.616†	34200.3	35307.0	[1.0000]	mg/L	16:20:52
1	Cr 267.716†	149903.9	153010.9	[1.0000]	mg/L	16:20:52
1	Cu 324.752†	268132.4	270008.7	[1.0000]	mg/L	16:20:47
1	Fe 234.349†	232164.8	237594.0	[5.0]	mg/L	16:20:52
1	Fe 238.204†	565823.9	579943.8	[5.0]	mg/L	16:20:47
1	Mg 279.077†	246674.6	252818.1	[10.0000]	mg/L	16:20:52
1	Mn 257.610†	801431.2	821219.0	[1.0000]	mg/L	16:20:47
1	Mo 202.031†	13267.1	13564.2	[1.0000]	mg/L	16:21:13
1	Ni 231.604†	24842.3	25512.4	[1.0000]	mg/L	16:20:52
1	P 214.914†	13425.5	13677.8	[10]	mg/L	16:21:13
1	Pb 220.353†	8384.0	8741.8	[1.0000]	mg/L	16:21:13
1	Sb 206.836†	1931.6	1962.2	[1.0000]	mg/L	16:21:13
1	Se 196.026†	1326.0	1372.6	[2.0000]	mg/L	16:21:13
1	Sn 189.927†	3482.4	3498.2	[1.0000]	mg/L	16:21:13
1	Sr 407.771†	2240350.9	2294184.9	[0.1000]	mg/L	16:20:47
1	Ti 337.279†	743535.7	765075.9	[1.0000]	mg/L	16:20:47
1	Tl 190.801†	1183.5	1217.0	[1.0000]	mg/L	16:21:13
1	V 292.402†	249901.2	257946.4	[1.0000]	mg/L	16:20:52
1	Zn 213.857†	70492.4	71735.4	[1.0000]	mg/L	16:20:52
2	K 766.490†	94002.9	96651.2	[50.0000]	mg/L	16:20:34
2	Li 670.784†	32771.4	33725.1	[1]	mg/L	16:20:34
2	Na 589.592	392711.0	393771.2	[50.000]	mg/L	16:20:34
2	Y 371.029	3240536.6	3240536.6	0.969	mg/L	16:21:22
2	Ag 328.068†	140775.9	148713.8	[0.5]	mg/L	16:21:28
2	Al 237.313†	41465.1	42806.0	[5]	mg/L	16:21:28
2	As 188.979†	531.2	543.0	[1.0000]	mg/L	16:21:48
2	B 182.528†	294.5	306.8	[1.0000]	mg/L	16:21:48
2	Ba 233.527†	110504.1	114214.1	[1.0000]	mg/L	16:21:28
2	Be 313.107†	484724.0	497794.9	[0.1000]	mg/L	16:21:22
2	Ca 315.886†	1305607.2	1346365.2	[10.0000]	mg/L	16:21:22
2	Cd 228.802†	18783.7	19268.2	[0.5000]	mg/L	16:21:28
2	Co 228.616†	34355.6	35648.3	[1.0000]	mg/L	16:21:28
2	Cr 267.716†	149987.3	153890.2	[1.0000]	mg/L	16:21:28
2	Cu 324.752†	267160.4	270424.4	[1.0000]	mg/L	16:21:22
2	Fe 234.349†	232827.7	239506.6	[5.0]	mg/L	16:21:28
2	Fe 238.204†	563883.5	580935.2	[5.0]	mg/L	16:21:22
2	Mg 279.077†	246814.4	254267.6	[10.0000]	mg/L	16:21:28
2	Mn 257.610†	797948.2	821865.0	[1.0000]	mg/L	16:21:22
2	Mo 202.031†	13327.4	13696.6	[1.0000]	mg/L	16:21:48
2	Ni 231.604†	25253.1	26067.8	[1.0000]	mg/L	16:21:28
2	P 214.914†	13392.2	13714.5	[10]	mg/L	16:21:48
2	Pb 220.353†	8371.2	8772.9	[1.0000]	mg/L	16:21:48
2	Sb 206.836†	1939.4	1980.5	[1.0000]	mg/L	16:21:48
2	Se 196.026†	1316.3	1369.5	[2.0000]	mg/L	16:21:48
2	Sn 189.927†	3483.3	3517.5	[1.0000]	mg/L	16:21:48
2	Sr 407.771†	2229907.2	2295261.1	[0.1000]	mg/L	16:21:22
2	Ti 337.279†	738745.2	764066.3	[1.0000]	mg/L	16:21:22
2	Tl 190.801†	1171.5	1210.9	[1.0000]	mg/L	16:21:48
2	V 292.402†	250772.3	260167.7	[1.0000]	mg/L	16:21:28
2	Zn 213.857†	70690.7	72313.0	[1.0000]	mg/L	16:21:28

Mean Data: Calib Std 3

Analyte	Mean Corrected Intensity	Std.Dev.	RSD	Conc.	Calib Units
Y 371.029	3248886.7	11808.86	0.36%	0.971	mg/L
Ag 328.068†	148228.4	686.44	0.46%	[0.5]	mg/L
Al 237.313†	42659.1	207.76	0.49%	[5]	mg/L
As 188.979†	544.5	2.06	0.38%	[1.0000]	mg/L
B 182.528†	305.9	1.30	0.42%	[1.0000]	mg/L
Ba 233.527†	113775.3	620.54	0.55%	[1.0000]	mg/L
Be 313.107†	498073.0	393.38	0.08%	[0.1000]	mg/L
Ca 315.886†	1346589.2	316.84	0.02%	[10.0000]	mg/L
Cd 228.802†	19208.7	84.15	0.44%	[0.5000]	mg/L
Co 228.616†	35477.6	241.33	0.68%	[1.0000]	mg/L
Cr 267.716†	153450.6	621.74	0.41%	[1.0000]	mg/L

Cu 324.752†	270216.6	293.91	0.11%	[1.0000]	mg/L
Fe 234.349†	238550.3	1352.41	0.57%	[5.0]	mg/L
Fe 238.204†	580439.5	701.00	0.12%	[5.0]	mg/L
K 766.490†	97425.5	1095.13	1.12%	[50.0000]	mg/L
Li 670.784†	33941.2	305.63	0.90%	[1]	mg/L
Mg 279.077†	253542.9	1024.93	0.40%	[10.0000]	mg/L
Mn 257.610†	821542.0	456.83	0.06%	[1.0000]	mg/L
Mo 202.031†	13630.4	93.64	0.69%	[1.0000]	mg/L
Na 589.592	397744.4	5618.96	1.41%	[50.000]	mg/L
Ni 231.604†	25790.1	392.76	1.52%	[1.0000]	mg/L
P 214.914†	13696.2	25.94	0.19%	[10]	mg/L
Pb 220.353†	8757.3	22.02	0.25%	[1.0000]	mg/L
Sb 206.836†	1971.3	12.90	0.65%	[1.0000]	mg/L
Se 196.026†	1371.1	2.15	0.16%	[2.0000]	mg/L
Sn 189.927†	3507.8	13.66	0.39%	[1.0000]	mg/L
Sr 407.771†	2294723.0	761.03	0.03%	[0.1000]	mg/L
Ti 337.279†	764571.1	713.89	0.09%	[1.0000]	mg/L
Tl 190.801†	1214.0	4.33	0.36%	[1.0000]	mg/L
V 292.402†	259057.1	1570.71	0.61%	[1.0000]	mg/L
Zn 213.857†	72024.2	408.46	0.57%	[1.0000]	mg/L

Calibration Summary

Analyte	Stds.	Equation	Intercept	Slope	Curvature	Corr. Coef.	Reslope
Ag 328.068	3	Lin, Calc Int	132.9	296100	0.00000	0.999998	
Al 237.313	3	Lin, Calc Int	-82.7	8528	0.00000	0.999972	
As 188.979	3	Lin, Calc Int	4.1	543.5	0.00000	0.999824	
B 182.528	3	Lin, Calc Int	0.6	306.0	0.00000	0.999976	
Ba 233.527	3	Lin, Calc Int	-2.3	113700	0.00000	0.999994	
Be 313.107	3	Lin, Calc Int	-60.0	4976000	0.00000	0.999994	
Ca 315.886	3	Lin, Calc Int	165.6	134600	0.00000	1.000000	
Cd 228.802	3	Lin, Calc Int	14.2	38410	0.00000	0.999999	
Co 228.616	3	Lin, Calc Int	32.2	35430	0.00000	0.999994	
Cr 267.716	3	Lin, Calc Int	64.7	153300	0.00000	0.999994	
Cu 324.752	3	Lin, Calc Int	1085.4	270200	0.00000	0.999918	
Fe 234.349	3	Lin, Calc Int	199.4	47640	0.00000	0.999993	
Fe 238.204	3	Lin, Calc Int	1179.5	116000	0.00000	0.999992	
K 766.490	3	Lin, Calc Int	-225.0	1945	0.00000	0.999914	
Li 670.784	3	Lin, Calc Int	57.6	33910	0.00000	0.999994	
Mg 279.077	3	Lin, Calc Int	91.2	25320	0.00000	0.999991	
Mn 257.610	3	Lin, Calc Int	1817.9	820200	0.00000	0.999992	
Mo 202.031	3	Lin, Calc Int	-5.1	13620	0.00000	0.999995	
Na 589.592	3	Lin, Calc Int	1157.1	7940	0.00000	0.999986	
Ni 231.604	3	Lin, Calc Int	126.4	25780	0.00000	0.999899	
P 214.914	3	Lin, Calc Int	-13.7	1369	0.00000	0.999988	
Pb 220.353	3	Lin, Calc Int	19.3	8749	0.00000	0.999990	
Sb 206.836	3	Lin, Calc Int	-1.9	1972	0.00000	0.999998	
Se 196.026	3	Lin, Calc Int	6.0	684.9	0.00000	0.999936	
Sn 189.927	3	Lin, Calc Int	5.4	3507	0.00000	0.999993	
Sr 407.771	3	Lin, Calc Int	5695.2	2292000	0.00000	0.999988	
Ti 337.279	3	Lin, Calc Int	867.6	763800	0.00000	0.999998	
Tl 190.801	3	Lin, Calc Int	1.7	1215	0.00000	0.999979	
V 292.402	3	Lin, Calc Int	-20.8	258900	0.00000	0.999996	
Zn 213.857	3	Lin, Calc Int	-19.1	71920	0.00000	0.999983	

=====
Sequence No.: 5
Sample ID: STD2
Analyst:
Initial Sample Wt:
Dilution:

Autosampler Location: 3
Date Collected: 7/14/2006 4:23:27 PM
Data Type: Original
Initial Sample Vol:
Sample Prep Vol:

Replicate Data: STD2

Repl#	Analyte	Net Intensity	Corrected Intensity	Calib. Conc. Units	Sample Conc. Units	Analysis Time
1	K 766.490†	47720.9	48029.8	24.81 mg/L	24.81 mg/L	16:25:02
1	Li 670.784†	16909.6	17051.5	0.5011 mg/L	0.5011 mg/L	16:25:02
1	Na 589.592	201516.0	202576.1	25.37 mg/L	25.37 mg/L	16:25:02
1	Y 371.029	3297893.6	3297893.6	0.986 mg/L		16:25:17
1	Ag 328.068†	69844.5	74256.2	0.2508 mg/L	0.2508 mg/L	16:25:22

1	Al 237.313†	20861.8	21168.2	2.483 mg/L	2.483 mg/L	16:25:22
1	As 188.979†	278.6	277.2	0.5014 mg/L	0.5014 mg/L	16:25:43
1	B 182.528†	155.6	160.7	0.5231 mg/L	0.5231 mg/L	16:25:43
1	Ba 233.527†	56225.8	57187.7	0.5031 mg/L	0.5031 mg/L	16:25:22
1	Be 313.107†	247593.8	248623.2	0.0497 mg/L	0.0497 mg/L	16:25:17
1	Ca 315.886†	665009.3	673306.8	5.003 mg/L	5.003 mg/L	16:25:17
1	Cd 228.802†	9654.5	9673.2	0.2513 mg/L	0.2513 mg/L	16:25:43
1	Co 228.616†	17412.7	17850.0	0.5018 mg/L	0.5018 mg/L	16:25:22
1	Cr 267.716†	76727.0	76905.6	0.5010 mg/L	0.5010 mg/L	16:25:22
1	Cu 324.752†	141611.8	138311.5	0.5085 mg/L	0.5085 mg/L	16:25:22
1	Fe 234.349†	119310.7	120211.1	2.514 mg/L	2.514 mg/L	16:25:22
1	Fe 238.204†	292114.9	295216.2	2.536 mg/L	2.536 mg/L	16:25:22
1	Mg 279.077†	125577.6	126892.6	5.013 mg/L	5.013 mg/L	16:25:22
1	Mn 257.610†	409421.8	413541.9	0.5021 mg/L	0.5021 mg/L	16:25:17
1	Mo 202.031†	6823.1	6861.5	0.5041 mg/L	0.5041 mg/L	16:25:43
1	Ni 231.604†	12944.1	13132.1	0.5051 mg/L	0.5051 mg/L	16:25:22
1	P 214.914†	6831.9	6821.4	4.993 mg/L	4.993 mg/L	16:25:43
1	Pb 220.353†	4255.7	4449.2	0.5075 mg/L	0.5075 mg/L	16:25:43
1	Sb 206.836†	996.5	989.5	0.4920 mg/L	0.4920 mg/L	16:25:43
1	Se 196.026†	674.8	695.4	1.006 mg/L	1.006 mg/L	16:25:43
1	Sn 189.927†	1834.3	1782.7	0.5075 mg/L	0.5075 mg/L	16:25:43
1	Sr 407.771†	1147502.5	1157580.7	0.0503 mg/L	0.0503 mg/L	16:25:17
1	Ti 337.279†	376612.4	383571.2	0.5010 mg/L	0.5010 mg/L	16:25:17
1	Tl 190.801†	612.1	622.6	0.5137 mg/L	0.5137 mg/L	16:25:43
1	V 292.402†	126204.1	129343.3	0.5069 mg/L	0.5069 mg/L	16:25:22
1	Zn 213.857†	36139.8	36006.5	0.4984 mg/L	0.4984 mg/L	16:25:22
2	K 766.490†	47247.0	47261.5	24.42 mg/L	24.42 mg/L	16:25:07
2	Li 670.784†	16634.2	16670.9	0.4899 mg/L	0.4899 mg/L	16:25:07
2	Na 589.592	200554.2	201614.3	25.25 mg/L	25.25 mg/L	16:25:07
2	Y 371.029	3317820.9	3317820.9	0.992 mg/L	0.992 mg/L	16:25:50
2	Ag 328.068†	69373.7	73356.3	0.2477 mg/L	0.2477 mg/L	16:25:55
2	Al 237.313†	20608.6	20785.9	2.438 mg/L	2.438 mg/L	16:25:55
2	As 188.979†	272.0	268.9	0.4862 mg/L	0.4862 mg/L	16:26:15
2	B 182.528†	157.6	161.7	0.5266 mg/L	0.5266 mg/L	16:26:15
2	Ba 233.527†	55545.7	56159.6	0.4940 mg/L	0.4940 mg/L	16:25:55
2	Be 313.107†	248808.7	248339.7	0.0496 mg/L	0.0496 mg/L	16:25:50
2	Ca 315.886†	670374.9	674665.0	5.013 mg/L	5.013 mg/L	16:25:50
2	Cd 228.802†	9601.6	9561.1	0.2484 mg/L	0.2484 mg/L	16:26:15
2	Co 228.616†	17239.8	17569.6	0.4939 mg/L	0.4939 mg/L	16:25:55
2	Cr 267.716†	76124.4	75830.8	0.4940 mg/L	0.4940 mg/L	16:25:55
2	Cu 324.752†	140492.6	136320.9	0.5012 mg/L	0.5012 mg/L	16:25:55
2	Fe 234.349†	118159.9	118324.4	2.474 mg/L	2.474 mg/L	16:25:55
2	Fe 238.204†	289461.7	290762.6	2.498 mg/L	2.498 mg/L	16:25:55
2	Mg 279.077†	124623.8	125166.3	4.944 mg/L	4.944 mg/L	16:25:55
2	Mn 257.610†	411801.9	413447.4	0.5019 mg/L	0.5019 mg/L	16:25:50
2	Mo 202.031†	6777.4	6773.9	0.4976 mg/L	0.4976 mg/L	16:26:15
2	Ni 231.604†	12648.6	12755.4	0.4905 mg/L	0.4905 mg/L	16:25:55
2	P 214.914†	6797.8	6745.4	4.938 mg/L	4.938 mg/L	16:26:15
2	Pb 220.353†	4226.2	4393.5	0.5011 mg/L	0.5011 mg/L	16:26:15
2	Sb 206.836†	991.6	978.5	0.4866 mg/L	0.4866 mg/L	16:26:15
2	Se 196.026†	670.6	687.1	0.9944 mg/L	0.9944 mg/L	16:26:15
2	Sn 189.927†	1822.6	1759.8	0.5010 mg/L	0.5010 mg/L	16:26:15
2	Sr 407.771†	1153500.6	1156637.6	0.0502 mg/L	0.0502 mg/L	16:25:50
2	Ti 337.279†	378456.8	383136.5	0.5005 mg/L	0.5005 mg/L	16:25:50
2	Tl 190.801†	605.5	612.3	0.5053 mg/L	0.5053 mg/L	16:26:15
2	V 292.402†	125062.0	127423.4	0.4994 mg/L	0.4994 mg/L	16:25:55
2	Zn 213.857†	35756.9	35400.4	0.4901 mg/L	0.4901 mg/L	16:25:55

Mean Data: STD2

Analyte	Mean Corrected Intensity	Calib Conc. Units	Std.Dev.	Sample Conc. Units	Std.Dev.	RSD
Y 371.029	3307857.2	0.989 mg/L	0.0042			0.43%
Ag 328.068†	73806.2	0.2492 mg/L	0.00215	0.2492 mg/L	0.00215	0.86%
QC value within limits for Ag 328.068 Recovery = 99.69%						
Al 237.313†	20977.1	2.461 mg/L	0.0316	2.461 mg/L	0.0316	1.28%
QC value within limits for Al 237.313 Recovery = 98.42%						
As 188.979†	273.1	0.4938 mg/L	0.01077	0.4938 mg/L	0.01077	2.18%
QC value within limits for As 188.979 Recovery = 98.76%						
B 182.528†	161.2	0.5248 mg/L	0.00243	0.5248 mg/L	0.00243	0.46%
QC value within limits for B 182.528 Recovery = 104.97%						
Ba 233.527†	56673.6	0.4985 mg/L	0.00639	0.4985 mg/L	0.00639	1.28%

Element	Net Intensity	Corrected Intensity	Conc. Units	Sample Conc. Units	Analysis Time
QC value within limits for Ba 233.527 Recovery = 99.71%					
Be 313.107†	248481.4	0.0496 mg/L	0.00004	0.0496 mg/L	0.08%
QC value within limits for Be 313.107 Recovery = 99.25%					
Ca 315.886†	673985.9	5.008 mg/L	0.0071	5.008 mg/L	0.14%
QC value within limits for Ca 315.886 Recovery = 100.17%					
Cd 228.802†	9617.1	0.2498 mg/L	0.00203	0.2498 mg/L	0.81%
QC value within limits for Cd 228.802 Recovery = 99.93%					
Co 228.616†	17709.8	0.4978 mg/L	0.00559	0.4978 mg/L	1.12%
QC value within limits for Co 228.616 Recovery = 99.57%					
Cr 267.716†	76368.2	0.4975 mg/L	0.00496	0.4975 mg/L	1.00%
QC value within limits for Cr 267.716 Recovery = 99.49%					
Cu 324.752†	137316.2	0.5048 mg/L	0.00521	0.5048 mg/L	1.03%
QC value within limits for Cu 324.752 Recovery = 100.97%					
Fe 234.349†	119267.8	2.494 mg/L	0.0279	2.494 mg/L	1.12%
QC value within limits for Fe 234.349 Recovery = 99.76%					
Fe 238.204†	292989.4	2.517 mg/L	0.0272	2.517 mg/L	1.08%
QC value within limits for Fe 238.204 Recovery = 100.68%					
K 766.490†	47645.7	24.61 mg/L	0.279	24.61 mg/L	1.13%
QC value within limits for K 766.490 Recovery = 98.46%					
Li 670.784†	16861.2	0.4955 mg/L	0.00793	0.4955 mg/L	1.60%
QC value within limits for Li 670.784 Recovery = 99.10%					
Mg 279.077†	126029.4	4.979 mg/L	0.0482	4.979 mg/L	0.97%
QC value within limits for Mg 279.077 Recovery = 99.57%					
Mn 257.610†	413494.6	0.5020 mg/L	0.00008	0.5020 mg/L	0.02%
QC value within limits for Mn 257.610 Recovery = 100.40%					
Mo 202.031†	6817.7	0.5008 mg/L	0.00455	0.5008 mg/L	0.91%
QC value within limits for Mo 202.031 Recovery = 100.17%					
Na 589.592	202095.2	25.31 mg/L	0.086	25.31 mg/L	0.34%
QC value within limits for Na 589.592 Recovery = 101.23%					
Ni 231.604†	12943.8	0.4978 mg/L	0.01034	0.4978 mg/L	2.08%
QC value within limits for Ni 231.604 Recovery = 99.56%					
P 214.914†	6783.4	4.966 mg/L	0.0392	4.966 mg/L	0.79%
QC value within limits for P 214.914 Recovery = 99.31%					
Pb 220.353†	4421.3	0.5043 mg/L	0.00451	0.5043 mg/L	0.89%
QC value within limits for Pb 220.353 Recovery = 100.86%					
Sb 206.836†	984.0	0.4893 mg/L	0.00384	0.4893 mg/L	0.78%
QC value within limits for Sb 206.836 Recovery = 97.85%					
Se 196.026†	691.2	1.000 mg/L	0.0086	1.000 mg/L	0.86%
QC value within limits for Se 196.026 Recovery = 100.04%					
Sn 189.927†	1771.3	0.5042 mg/L	0.00461	0.5042 mg/L	0.92%
QC value within limits for Sn 189.927 Recovery = 100.84%					
Sr 407.771†	1157109.1	0.0502 mg/L	0.00003	0.0502 mg/L	0.06%
QC value within limits for Sr 407.771 Recovery = 100.48%					
Ti 337.279†	383353.8	0.5008 mg/L	0.00040	0.5008 mg/L	0.08%
QC value within limits for Ti 337.279 Recovery = 100.15%					
Tl 190.801†	617.4	0.5095 mg/L	0.00594	0.5095 mg/L	1.17%
QC value within limits for Tl 190.801 Recovery = 101.90%					
V 292.402†	128383.3	0.5031 mg/L	0.00531	0.5031 mg/L	1.06%
QC value within limits for V 292.402 Recovery = 100.62%					
Zn 213.857†	35703.5	0.4943 mg/L	0.00590	0.4943 mg/L	1.19%
QC value within limits for Zn 213.857 Recovery = 98.85%					

All analyte(s) passed QC.

Sequence No.: 6
 Sample ID: ICV
 Analyst:
 Initial Sample Wt:
 Dilution:

Autosampler Location: 5
 Date Collected: 7/14/2006 4:27:54 PM
 Data Type: Original
 Initial Sample Vol:
 Sample Prep Vol:

Replicate Data: ICV

Repl#	Analyte	Net Intensity	Corrected Intensity	Calib. Conc. Units	Sample Conc. Units	Analysis Time
1	K 766.490†	45552.8	45743.5	23.64 mg/L	23.64 mg/L	16:29:30
1	Li 670.784†	15962.9	16060.7	0.4719 mg/L	0.4719 mg/L	16:29:30
1	Na 589.592	197796.9	198857.0	24.90 mg/L	24.90 mg/L	16:29:30
1	Y 371.029	3304164.2	3304164.2	0.988 mg/L		16:29:45
1	Ag 328.068†	69392.8	73664.6	0.2488 mg/L	0.2488 mg/L	16:29:51
1	Al 237.313†	20401.5	20662.1	2.424 mg/L	2.424 mg/L	16:29:51
1	As 188.979†	254.1	252.0	0.4549 mg/L	0.4549 mg/L	16:30:11
1	B 182.528†	143.9	148.5	0.4833 mg/L	0.4833 mg/L	16:30:11

1	Ba 233.527†	54523.3	55356.2	0.4870 mg/L	0.4870 mg/L	16:29:51
1	Be 313.107†	250126.6	250710.3	0.0501 mg/L	0.0501 mg/L	16:29:45
1	Ca 315.886†	672010.7	679113.6	5.046 mg/L	5.046 mg/L	16:29:45
1	Cd 228.802†	9672.7	9673.1	0.2515 mg/L	0.2515 mg/L	16:30:11
1	Co 228.616†	17088.1	17488.0	0.4916 mg/L	0.4916 mg/L	16:29:51
1	Cr 267.716†	75751.9	75770.9	0.4936 mg/L	0.4936 mg/L	16:29:51
1	Cu 324.752†	137206.2	133579.8	0.4910 mg/L	0.4910 mg/L	16:29:51
1	Fe 234.349†	119008.7	119675.9	2.503 mg/L	2.503 mg/L	16:29:51
1	Fe 238.204†	291295.3	293824.4	2.524 mg/L	2.524 mg/L	16:29:51
1	Mg 279.077†	122176.4	123208.2	4.867 mg/L	4.867 mg/L	16:29:51
1	Mn 257.610†	409722.8	413058.6	0.5015 mg/L	0.5015 mg/L	16:29:45
1	Mo 202.031†	6762.9	6787.4	0.4986 mg/L	0.4986 mg/L	16:30:11
1	Ni 231.604†	12261.1	12415.8	0.4773 mg/L	0.4773 mg/L	16:29:51
1	P 214.914†	6707.7	6682.6	4.892 mg/L	4.892 mg/L	16:30:11
1	Pb 220.353†	4197.2	4381.8	0.4998 mg/L	0.4998 mg/L	16:30:11
1	Sb 206.836†	976.9	967.7	0.4811 mg/L	0.4811 mg/L	16:30:11
1	Se 196.026†	647.7	666.7	0.9646 mg/L	0.9646 mg/L	16:30:11
1	Sn 189.927†	1828.0	1772.9	0.5047 mg/L	0.5047 mg/L	16:30:11
1	Sr 407.771†	1148735.5	1156620.3	0.0502 mg/L	0.0502 mg/L	16:29:45
1	Ti 337.279†	376865.2	383102.3	0.5004 mg/L	0.5004 mg/L	16:29:45
1	Tl 190.801†	596.0	605.1	0.4995 mg/L	0.4995 mg/L	16:30:11
1	V 292.402†	122561.9	125413.9	0.4916 mg/L	0.4916 mg/L	16:29:51
1	Zn 213.857†	35677.9	35469.4	0.4911 mg/L	0.4911 mg/L	16:29:51
2	K 766.490†	46412.7	46882.0	24.22 mg/L	24.22 mg/L	16:29:35
2	Li 670.784†	16253.1	16448.4	0.4833 mg/L	0.4833 mg/L	16:29:35
2	Na 589.592	198501.1	199561.2	24.99 mg/L	24.99 mg/L	16:29:35
2	Y 371.029	3285412.1	3285412.1	0.982 mg/L	0.982 mg/L	16:30:18
2	Ag 328.068†	68973.7	73638.9	0.2487 mg/L	0.2487 mg/L	16:30:23
2	Al 237.313†	20284.8	20661.2	2.423 mg/L	2.423 mg/L	16:30:23
2	As 188.979†	258.4	257.8	0.4656 mg/L	0.4656 mg/L	16:30:43
2	B 182.528†	146.6	152.1	0.4951 mg/L	0.4951 mg/L	16:30:43
2	Ba 233.527†	54037.0	55176.1	0.4854 mg/L	0.4854 mg/L	16:30:23
2	Be 313.107†	248733.8	250737.5	0.0501 mg/L	0.0501 mg/L	16:30:18
2	Ca 315.886†	665709.2	676581.3	5.027 mg/L	5.027 mg/L	16:30:18
2	Cd 228.802†	9659.7	9715.7	0.2525 mg/L	0.2525 mg/L	16:30:43
2	Co 228.616†	16952.3	17448.4	0.4905 mg/L	0.4905 mg/L	16:30:23
2	Cr 267.716†	75460.6	75912.0	0.4945 mg/L	0.4945 mg/L	16:30:23
2	Cu 324.752†	135484.5	132619.9	0.4875 mg/L	0.4875 mg/L	16:30:23
2	Fe 234.349†	118230.5	119571.2	2.501 mg/L	2.501 mg/L	16:30:23
2	Fe 238.204†	289227.8	293402.7	2.520 mg/L	2.520 mg/L	16:30:23
2	Mg 279.077†	121212.2	122932.6	4.856 mg/L	4.856 mg/L	16:30:23
2	Mn 257.610†	406708.4	412357.1	0.5006 mg/L	0.5006 mg/L	16:30:18
2	Mo 202.031†	6763.2	6826.8	0.5015 mg/L	0.5015 mg/L	16:30:43
2	Ni 231.604†	11906.0	12125.2	0.4660 mg/L	0.4660 mg/L	16:30:23
2	P 214.914†	6740.6	6754.8	4.945 mg/L	4.945 mg/L	16:30:43
2	Pb 220.353†	4200.5	4409.3	0.5030 mg/L	0.5030 mg/L	16:30:43
2	Sb 206.836†	981.8	978.4	0.4864 mg/L	0.4864 mg/L	16:30:43
2	Se 196.026†	654.8	677.6	0.9806 mg/L	0.9806 mg/L	16:30:43
2	Sn 189.927†	1826.3	1781.7	0.5072 mg/L	0.5072 mg/L	16:30:43
2	Sr 407.771†	1141540.3	1155932.3	0.0502 mg/L	0.0502 mg/L	16:30:18
2	Ti 337.279†	374418.7	382789.1	0.5000 mg/L	0.5000 mg/L	16:30:18
2	Tl 190.801†	602.9	615.6	0.5081 mg/L	0.5081 mg/L	16:30:43
2	V 292.402†	122079.8	125631.1	0.4925 mg/L	0.4925 mg/L	16:30:23
2	Zn 213.857†	35436.7	35430.0	0.4906 mg/L	0.4906 mg/L	16:30:23

 Mean Data: ICV

Analyte	Mean Corrected Intensity	Calib Conc. Units	Std.Dev.	Sample Conc. Units	Std.Dev.	RSD
Y 371.029	3294788.2	0.985 mg/L	0.0040			
Ag 328.068†	73651.7	0.2487 mg/L	0.00006	0.2487 mg/L	0.00006	0.40%
QC value within limits for Ag 328.068 Recovery = 99.48%						
Al 237.313†	20661.7	2.424 mg/L	0.0001	2.424 mg/L	0.0001	0.00%
QC value within limits for Al 237.313 Recovery = 96.94%						
As 188.979†	254.9	0.4603 mg/L	0.00757	0.4603 mg/L	0.00757	1.64%
QC value within limits for As 188.979 Recovery = 92.06%						
B 182.528†	150.3	0.4892 mg/L	0.00837	0.4892 mg/L	0.00837	1.71%
QC value within limits for B 182.528 Recovery = 97.85%						
Ba 233.527†	55266.2	0.4862 mg/L	0.00112	0.4862 mg/L	0.00112	0.23%
QC value within limits for Ba 233.527 Recovery = 97.23%						
Be 313.107†	250723.9	0.0501 mg/L	0.00000	0.0501 mg/L	0.00000	0.01%
QC value within limits for Be 313.107 Recovery = 100.15%						

Ca 315.886†	677847.4	5.037 mg/L	0.0133	5.037 mg/L	0.0133	0.26%
QC value within limits for Ca 315.886 Recovery = 100.74%						
Cd 228.802†	9694.4	0.2520 mg/L	0.00074	0.2520 mg/L	0.00074	0.29%
QC value within limits for Cd 228.802 Recovery = 100.79%						
Co 228.616†	17468.2	0.4910 mg/L	0.00079	0.4910 mg/L	0.00079	0.16%
QC value within limits for Co 228.616 Recovery = 98.20%						
Cr 267.716†	75841.5	0.4940 mg/L	0.00065	0.4940 mg/L	0.00065	0.13%
QC value within limits for Cr 267.716 Recovery = 98.81%						
Cu 324.752†	133099.8	0.4892 mg/L	0.00251	0.4892 mg/L	0.00251	0.51%
QC value within limits for Cu 324.752 Recovery = 97.85%						
Fe 234.349†	119623.5	2.502 mg/L	0.0015	2.502 mg/L	0.0015	0.06%
QC value within limits for Fe 234.349 Recovery = 100.07%						
Fe 238.204†	293613.5	2.522 mg/L	0.0026	2.522 mg/L	0.0026	0.10%
QC value within limits for Fe 238.204 Recovery = 100.89%						
K 766.490†	46312.7	23.93 mg/L	0.414	23.93 mg/L	0.414	1.73%
QC value within limits for K 766.490 Recovery = 95.71%						
Li 670.784†	16254.6	0.4776 mg/L	0.00808	0.4776 mg/L	0.00808	1.69%
QC value within limits for Li 670.784 Recovery = 95.52%						
Mg 279.077†	123070.4	4.862 mg/L	0.0077	4.862 mg/L	0.0077	0.16%
QC value within limits for Mg 279.077 Recovery = 97.23%						
Mn 257.610†	412707.9	0.5010 mg/L	0.00060	0.5010 mg/L	0.00060	0.12%
QC value within limits for Mn 257.610 Recovery = 100.21%						
Mo 202.031†	6807.1	0.5001 mg/L	0.00204	0.5001 mg/L	0.00204	0.41%
QC value within limits for Mo 202.031 Recovery = 100.01%						
Na 589.592	199209.1	24.94 mg/L	0.063	24.94 mg/L	0.063	0.25%
QC value within limits for Na 589.592 Recovery = 99.77%						
Ni 231.604†	12270.5	0.4717 mg/L	0.00797	0.4717 mg/L	0.00797	1.69%
QC value within limits for Ni 231.604 Recovery = 94.33%						
P 214.914†	6718.7	4.918 mg/L	0.0373	4.918 mg/L	0.0373	0.76%
QC value within limits for P 214.914 Recovery = 98.37%						
Pb 220.353†	4395.5	0.5014 mg/L	0.00224	0.5014 mg/L	0.00224	0.45%
QC value within limits for Pb 220.353 Recovery = 100.28%						
Sb 206.836†	973.0	0.4838 mg/L	0.00379	0.4838 mg/L	0.00379	0.78%
QC value within limits for Sb 206.836 Recovery = 96.75%						
Se 196.026†	672.2	0.9726 mg/L	0.01130	0.9726 mg/L	0.01130	1.16%
QC value within limits for Se 196.026 Recovery = 97.26%						
Sn 189.927†	1777.3	0.5059 mg/L	0.00178	0.5059 mg/L	0.00178	0.35%
QC value within limits for Sn 189.927 Recovery = 101.19%						
Sr 407.771†	1156276.3	0.0502 mg/L	0.00002	0.0502 mg/L	0.00002	0.04%
QC value within limits for Sr 407.771 Recovery = 100.41%						
Ti 337.279†	382945.7	0.5002 mg/L	0.00029	0.5002 mg/L	0.00029	0.06%
QC value within limits for Ti 337.279 Recovery = 100.04%						
Tl 190.801†	610.4	0.5038 mg/L	0.00609	0.5038 mg/L	0.00609	1.21%
QC value within limits for Tl 190.801 Recovery = 100.75%						
V 292.402†	125522.5	0.4921 mg/L	0.00063	0.4921 mg/L	0.00063	0.13%
QC value within limits for V 292.402 Recovery = 98.41%						
Zn 213.857†	35449.7	0.4909 mg/L	0.00033	0.4909 mg/L	0.00033	0.07%
QC value within limits for Zn 213.857 Recovery = 98.18%						

All analyte(s) passed QC.

Sequence No.: 7
Sample ID: ICCB
Analyst:
Initial Sample Wt:
Dilution:

Autosampler Location: 1
Date Collected: 7/14/2006 4:32:23 PM
Data Type: Original
Initial Sample Vol:
Sample Prep Vol:

Replicate Data: ICCB

Repl#	Analyte	Net Intensity	Corrected Intensity	Calib. Conc. Units	Sample Conc. Units	Analysis Time
1	K 766.490†	527.2	164.0	0.2000 mg/L	0.2000 mg/L	16:33:56
1	Li 670.784†	121.6	25.3	-0.0010 mg/L	-0.0010 mg/L	16:33:56
1	Na 589.592	-406.2	653.9	-0.0634 mg/L	-0.0634 mg/L	16:33:56
1	Y 371.029	3343283.1	3343283.1	1.000 mg/L		16:34:09
1	Ag 328.068†	-2903.7	523.0	0.0013 mg/L	0.0013 mg/L	16:34:14
1	Al 237.313†	-10.6	1.9	0.0099 mg/L	0.0099 mg/L	16:34:35
1	As 188.979†	3.4	-1.9	-0.0110 mg/L	-0.0110 mg/L	16:34:35
1	B 182.528†	-0.4	2.5	0.0062 mg/L	0.0062 mg/L	16:34:35
1	Ba 233.527†	-141.6	27.9	0.0003 mg/L	0.0003 mg/L	16:34:35
1	Be 313.107†	2619.5	161.2	0.0000 mg/L	0.0000 mg/L	16:34:14
1	Ca 315.886†	1125.9	54.0	-0.0008 mg/L	-0.0008 mg/L	16:34:14

1	Cd 228.802†	129.4	12.1	0.0000 mg/L	0.0000 mg/L	16:34:35
1	Co 228.616†	-190.8	1.1	-0.0009 mg/L	-0.0009 mg/L	16:34:35
1	Cr 267.716†	901.2	-0.9	-0.0004 mg/L	-0.0004 mg/L	16:34:14
1	Cu 324.752†	6714.7	1421.4	0.0012 mg/L	0.0012 mg/L	16:34:14
1	Fe 234.349†	858.6	78.3	-0.0025 mg/L	-0.0025 mg/L	16:34:35
1	Fe 238.204†	1204.1	190.0	-0.0085 mg/L	-0.0085 mg/L	16:34:35
1	Mg 279.077†	462.0	7.8	-0.0033 mg/L	-0.0033 mg/L	16:34:14
1	Mn 257.610†	1629.1	-18.9	-0.0022 mg/L	-0.0022 mg/L	16:34:14
1	Mo 202.031†	66.0	8.3	0.0010 mg/L	0.0010 mg/L	16:34:35
1	Ni 231.604†	11.4	17.0	-0.0042 mg/L	-0.0042 mg/L	16:34:35
1	P 214.914†	100.4	-6.3	0.0054 mg/L	0.0054 mg/L	16:34:35
1	Pb 220.353†	-130.4	3.0	-0.0019 mg/L	-0.0019 mg/L	16:34:35
1	Sb 206.836†	17.8	-3.3	-0.0007 mg/L	-0.0007 mg/L	16:34:35
1	Se 196.026†	-4.6	6.5	0.0007 mg/L	0.0007 mg/L	16:34:35
1	Sn 189.927†	86.1	8.8	0.0010 mg/L	0.0010 mg/L	16:34:35
1	Sr 407.771†	6158.7	70.9	-0.0002 mg/L	-0.0002 mg/L	16:34:09
1	Ti 337.279†	-1543.8	108.2	-0.0010 mg/L	-0.0010 mg/L	16:34:14
1	Tl 190.801†	0.5	2.4	0.0005 mg/L	0.0005 mg/L	16:34:35
1	V 292.402†	-1296.8	63.8	0.0003 mg/L	0.0003 mg/L	16:34:14
1	Zn 213.857†	652.9	10.6	0.0004 mg/L	0.0004 mg/L	16:34:35
2	K 766.490†	448.3	90.4	0.1622 mg/L	0.1622 mg/L	16:34:01
2	Li 670.784†	134.1	39.5	-0.0005 mg/L	-0.0005 mg/L	16:34:01
2	Na 589.592	-317.4	742.7	-0.0522 mg/L	-0.0522 mg/L	16:34:01
2	Y 371.029	3303522.9	3303522.9	0.988 mg/L		16:34:41
2	Ag 328.068†	-3059.4	330.4	0.0007 mg/L	0.0007 mg/L	16:34:46
2	Al 237.313†	-27.5	-15.3	0.0079 mg/L	0.0079 mg/L	16:35:06
2	As 188.979†	8.6	3.4	-0.0012 mg/L	-0.0012 mg/L	16:35:06
2	B 182.528†	-3.6	-0.8	-0.0044 mg/L	-0.0044 mg/L	16:35:06
2	Ba 233.527†	-165.6	2.0	0.0000 mg/L	0.0000 mg/L	16:35:06
2	Be 313.107†	2498.2	69.9	0.0000 mg/L	0.0000 mg/L	16:34:46
2	Ca 315.886†	1148.1	90.0	-0.0006 mg/L	-0.0006 mg/L	16:34:46
2	Cd 228.802†	114.8	-1.1	-0.0004 mg/L	-0.0004 mg/L	16:35:06
2	Co 228.616†	-192.5	-2.9	-0.0010 mg/L	-0.0010 mg/L	16:35:06
2	Cr 267.716†	941.6	50.8	-0.0001 mg/L	-0.0001 mg/L	16:34:46
2	Cu 324.752†	6604.3	1390.4	0.0011 mg/L	0.0011 mg/L	16:34:46
2	Fe 234.349†	837.5	67.3	-0.0027 mg/L	-0.0027 mg/L	16:35:06
2	Fe 238.204†	1200.6	201.0	-0.0084 mg/L	-0.0084 mg/L	16:35:06
2	Mg 279.077†	427.5	-21.6	-0.0045 mg/L	-0.0045 mg/L	16:34:46
2	Mn 257.610†	1652.3	24.2	-0.0022 mg/L	-0.0022 mg/L	16:34:46
2	Mo 202.031†	64.1	7.1	0.0009 mg/L	0.0009 mg/L	16:35:06
2	Ni 231.604†	-1.2	4.4	-0.0047 mg/L	-0.0047 mg/L	16:35:06
2	P 214.914†	108.8	3.4	0.0125 mg/L	0.0125 mg/L	16:35:06
2	Pb 220.353†	-123.3	8.7	-0.0012 mg/L	-0.0012 mg/L	16:35:06
2	Sb 206.836†	14.7	-6.2	-0.0022 mg/L	-0.0022 mg/L	16:35:06
2	Se 196.026†	-8.3	2.7	-0.0048 mg/L	-0.0048 mg/L	16:35:06
2	Sn 189.927†	80.1	3.6	-0.0005 mg/L	-0.0005 mg/L	16:35:06
2	Sr 407.771†	6103.8	89.6	-0.0002 mg/L	-0.0002 mg/L	16:34:41
2	Ti 337.279†	-1574.9	58.1	-0.0011 mg/L	-0.0011 mg/L	16:34:46
2	Tl 190.801†	-0.6	1.3	-0.0003 mg/L	-0.0003 mg/L	16:35:06
2	V 292.402†	-1250.6	94.9	0.0005 mg/L	0.0005 mg/L	16:34:46
2	Zn 213.857†	656.1	21.7	0.0006 mg/L	0.0006 mg/L	16:35:06

 Mean Data: ICCB

Analyte	Mean Corrected Intensity	Conc. Units	Calib	Std.Dev.	Sample Conc. Units	Std.Dev.	RSD
Y 371.029	3323403.0	0.994 mg/L		0.0084			0.85%
Ag 328.068†	426.7	0.0010 mg/L		0.00046	0.0010 mg/L	0.00046	46.33%
QC value within limits for Ag 328.068 Recovery = Not calculated							
Al 237.313†	-6.7	0.0089 mg/L		0.00143	0.0089 mg/L	0.00143	15.99%
QC value within limits for Al 237.313 Recovery = Not calculated							
As 188.979†	0.8	-0.0061 mg/L		0.00693	-0.0061 mg/L	0.00693	113.00%
QC value within limits for As 188.979 Recovery = Not calculated							
B 182.528†	0.9	0.0009 mg/L		0.00746	0.0009 mg/L	0.00746	827.82%
QC value within limits for B 182.528 Recovery = Not calculated							
Ba 233.527†	14.9	0.0002 mg/L		0.00016	0.0002 mg/L	0.00016	105.88%
QC value within limits for Ba 233.527 Recovery = Not calculated							
Be 313.107†	115.5	0.0000 mg/L		0.00001	0.0000 mg/L	0.00001	35.74%
QC value within limits for Be 313.107 Recovery = Not calculated							
Ca 315.886†	72.0	-0.0007 mg/L		0.00019	-0.0007 mg/L	0.00019	27.38%
QC value within limits for Ca 315.886 Recovery = Not calculated							
Cd 228.802†	5.5	-0.0002 mg/L		0.00028	-0.0002 mg/L	0.00028	143.46%

QC value within limits for Cd 228.802	Recovery = Not calculated					
Co 228.616†	-0.9	-0.0009 mg/L	0.00008	-0.0009 mg/L	0.00008	8.47%
QC value within limits for Co 228.616	Recovery = Not calculated					
Cr 267.716†	24.9	-0.0003 mg/L	0.00024	-0.0003 mg/L	0.00024	92.37%
QC value within limits for Cr 267.716	Recovery = Not calculated					
Cu 324.752†	1405.9	0.0012 mg/L	0.00008	0.0012 mg/L	0.00008	6.83%
QC value within limits for Cu 324.752	Recovery = Not calculated					
Fe 234.349†	72.8	-0.0026 mg/L	0.00016	-0.0026 mg/L	0.00016	6.11%
QC value within limits for Fe 234.349	Recovery = Not calculated					
Fe 238.204†	195.5	-0.0085 mg/L	0.00007	-0.0085 mg/L	0.00007	0.79%
QC value within limits for Fe 238.204	Recovery = Not calculated					
K 766.490†	127.2	0.1811 mg/L	0.02676	0.1811 mg/L	0.02676	14.78%
QC value greater than the upper limit for K 766.490	Recovery = Not calculated					
Li 670.784†	32.4	-0.0007 mg/L	0.00029	-0.0007 mg/L	0.00029	39.59%
QC value within limits for Li 670.784	Recovery = Not calculated					
Mg 279.077†	-6.9	-0.0039 mg/L	0.00082	-0.0039 mg/L	0.00082	21.05%
QC value within limits for Mg 279.077	Recovery = Not calculated					
Mn 257.610†	2.6	-0.0022 mg/L	0.00004	-0.0022 mg/L	0.00004	1.68%
QC value within limits for Mn 257.610	Recovery = Not calculated					
Mo 202.031†	7.7	0.0009 mg/L	0.00006	0.0009 mg/L	0.00006	6.61%
QC value within limits for Mo 202.031	Recovery = Not calculated					
Na 589.592	698.3	-0.0578 mg/L	0.00791	-0.0578 mg/L	0.00791	13.69%
QC value within limits for Na 589.592	Recovery = Not calculated					
Ni 231.604†	10.7	-0.0045 mg/L	0.00035	-0.0045 mg/L	0.00035	7.73%
QC value less than the lower limit for Ni 231.604	Recovery = Not calculated					
P 214.914†	-1.5	0.0089 mg/L	0.00500	0.0089 mg/L	0.00500	55.83%
QC value within limits for P 214.914	Recovery = Not calculated					
Pb 220.353†	5.9	-0.0015 mg/L	0.00046	-0.0015 mg/L	0.00046	29.77%
QC value within limits for Pb 220.353	Recovery = Not calculated					
Sb 206.836†	-4.7	-0.0014 mg/L	0.00105	-0.0014 mg/L	0.00105	73.46%
QC value within limits for Sb 206.836	Recovery = Not calculated					
Se 196.026†	4.6	-0.0020 mg/L	0.00391	-0.0020 mg/L	0.00391	193.72%
QC value within limits for Se 196.026	Recovery = Not calculated					
Sn 189.927†	6.2	0.0002 mg/L	0.00103	0.0002 mg/L	0.00103	446.98%
QC value within limits for Sn 189.927	Recovery = Not calculated					
Sr 407.771†	80.2	-0.0002 mg/L	0.00000	-0.0002 mg/L	0.00000	0.23%
QC value within limits for Sr 407.771	Recovery = Not calculated					
Ti 337.279†	83.2	-0.0010 mg/L	0.00005	-0.0010 mg/L	0.00005	4.52%
QC value within limits for Ti 337.279	Recovery = Not calculated					
Tl 190.801†	1.8	0.0001 mg/L	0.00060	0.0001 mg/L	0.00060	524.82%
QC value within limits for Tl 190.801	Recovery = Not calculated					
V 292.402†	79.3	0.0004 mg/L	0.00008	0.0004 mg/L	0.00008	20.75%
QC value within limits for V 292.402	Recovery = Not calculated					
Zn 213.857†	16.1	0.0005 mg/L	0.00011	0.0005 mg/L	0.00011	21.46%
QC value within limits for Zn 213.857	Recovery = Not calculated					
QC Failed. Continue with analysis.						

Sequence No.: 8
 Sample ID: CRI1
 Analyst:
 Initial Sample Wt:
 Dilution:

Autosampler Location: 6
 Date Collected: 7/14/2006 4:36:44 PM
 Data Type: Original
 Initial Sample Vol:
 Sample Prep Vol:

Replicate Data: CRI1

Repl#	Analyte	Net Intensity	Corrected Intensity	Calib. Conc. Units	Sample Conc. Units	Analysis Time
1	K 766.490†	5336.9	5008.2	2.691 mg/L	2.691 mg/L	16:38:22
1	Li 670.784†	1891.8	1807.8	0.0516 mg/L	0.0516 mg/L	16:38:22
1	Na 589.592	20874.8	21934.9	2.617 mg/L	2.617 mg/L	16:38:22
1	Y 371.029	3322743.3	3322743.3	0.994 mg/L		16:38:36
1	Ag 328.068†	4420.3	7876.7	0.0262 mg/L	0.0262 mg/L	16:38:41
1	Al 237.313†	2167.2	2193.8	0.2660 mg/L	0.2660 mg/L	16:38:41
1	As 188.979†	30.6	25.5	0.0393 mg/L	0.0393 mg/L	16:39:02
1	B 182.528†	11.6	14.6	0.0457 mg/L	0.0457 mg/L	16:39:02
1	Ba 233.527†	5697.5	5904.2	0.0520 mg/L	0.0520 mg/L	16:38:41
1	Be 313.107†	28033.9	25757.1	0.0052 mg/L	0.0052 mg/L	16:38:41
1	Ca 315.886†	72344.5	71743.0	0.5320 mg/L	0.5320 mg/L	16:38:41
1	Cd 228.802†	1103.9	993.7	0.0255 mg/L	0.0255 mg/L	16:39:02
1	Co 228.616†	1665.0	1867.8	0.0517 mg/L	0.0517 mg/L	16:39:02
1	Cr 267.716†	8809.8	7964.6	0.0515 mg/L	0.0515 mg/L	16:38:41

1	Cu 324.752†	20057.9	14892.8	0.0512 mg/L	0.0512 mg/L	16:38:41
1	Fe 234.349†	13303.9	12609.8	0.2600 mg/L	0.2600 mg/L	16:38:41
1	Fe 238.204†	31722.5	30914.4	0.2565 mg/L	0.2565 mg/L	16:38:41
1	Mg 279.077†	13620.4	13254.6	0.5204 mg/L	0.5204 mg/L	16:38:41
1	Mn 257.610†	45189.4	43834.9	0.0512 mg/L	0.0512 mg/L	16:38:41
1	Mo 202.031†	755.7	702.9	0.0520 mg/L	0.0520 mg/L	16:39:02
1	Ni 231.604†	1337.5	1351.8	0.0476 mg/L	0.0476 mg/L	16:39:02
1	P 214.914†	799.5	698.0	0.5199 mg/L	0.5199 mg/L	16:39:02
1	Pb 220.353†	338.9	474.6	0.0522 mg/L	0.0522 mg/L	16:39:02
1	Sb 206.836†	128.8	108.6	0.0549 mg/L	0.0549 mg/L	16:39:02
1	Se 196.026†	61.7	73.1	0.0980 mg/L	0.0980 mg/L	16:39:02
1	Sn 189.927†	260.0	184.3	0.0511 mg/L	0.0511 mg/L	16:39:02
1	Sr 407.771†	128846.0	123594.5	0.0051 mg/L	0.0051 mg/L	16:38:36
1	Ti 337.279†	37816.8	39715.3	0.0509 mg/L	0.0509 mg/L	16:38:41
1	Tl 190.801†	71.7	74.0	0.0598 mg/L	0.0598 mg/L	16:39:02
1	V 292.402†	11701.4	13138.5	0.0516 mg/L	0.0516 mg/L	16:38:41
1	Zn 213.857†	4473.6	3860.1	0.0537 mg/L	0.0537 mg/L	16:39:02
2	K 766.490†	5504.6	5200.1	2.789 mg/L	2.789 mg/L	16:38:28
2	Li 670.784†	1919.5	1843.8	0.0527 mg/L	0.0527 mg/L	16:38:28
2	Na 589.592	20866.8	21926.9	2.616 mg/L	2.616 mg/L	16:38:28
2	Y 371.029	3308960.8	3308960.8	0.989 mg/L		16:39:07
2	Ag 328.068†	4476.3	7951.8	0.0265 mg/L	0.0265 mg/L	16:39:13
2	Al 237.313†	2140.9	2176.3	0.2640 mg/L	0.2640 mg/L	16:39:13
2	As 188.979†	37.8	33.0	0.0530 mg/L	0.0530 mg/L	16:39:33
2	B 182.528†	12.9	15.9	0.0499 mg/L	0.0499 mg/L	16:39:33
2	Ba 233.527†	5757.7	5988.9	0.0527 mg/L	0.0527 mg/L	16:39:13
2	Be 313.107†	28232.4	26075.3	0.0052 mg/L	0.0052 mg/L	16:39:13
2	Ca 315.886†	72900.3	72608.0	0.5384 mg/L	0.5384 mg/L	16:39:13
2	Cd 228.802†	1111.4	1006.0	0.0258 mg/L	0.0258 mg/L	16:39:33
2	Co 228.616†	1685.3	1895.3	0.0525 mg/L	0.0525 mg/L	16:39:33
2	Cr 267.716†	8905.9	8098.7	0.0524 mg/L	0.0524 mg/L	16:39:13
2	Cu 324.752†	20197.4	15117.9	0.0520 mg/L	0.0520 mg/L	16:39:13
2	Fe 234.349†	13400.6	12763.3	0.2632 mg/L	0.2632 mg/L	16:39:13
2	Fe 238.204†	31950.1	31277.4	0.2596 mg/L	0.2596 mg/L	16:39:13
2	Mg 279.077†	13749.4	13442.1	0.5278 mg/L	0.5278 mg/L	16:39:13
2	Mn 257.610†	45628.6	44468.2	0.0520 mg/L	0.0520 mg/L	16:39:13
2	Mo 202.031†	771.4	721.9	0.0534 mg/L	0.0534 mg/L	16:39:33
2	Ni 231.604†	1358.8	1378.9	0.0487 mg/L	0.0487 mg/L	16:39:33
2	P 214.914†	807.5	709.4	0.5282 mg/L	0.5282 mg/L	16:39:33
2	Pb 220.353†	328.9	465.9	0.0512 mg/L	0.0512 mg/L	16:39:33
2	Sb 206.836†	127.5	107.8	0.0545 mg/L	0.0545 mg/L	16:39:33
2	Se 196.026†	60.7	72.4	0.0970 mg/L	0.0970 mg/L	16:39:33
2	Sn 189.927†	258.9	184.3	0.0511 mg/L	0.0511 mg/L	16:39:33
2	Sr 407.771†	128569.0	123854.7	0.0052 mg/L	0.0052 mg/L	16:39:07
2	Ti 337.279†	38216.5	40277.8	0.0516 mg/L	0.0516 mg/L	16:39:13
2	Tl 190.801†	59.8	62.3	0.0502 mg/L	0.0502 mg/L	16:39:33
2	V 292.402†	11976.6	13465.7	0.0529 mg/L	0.0529 mg/L	16:39:13
2	Zn 213.857†	4500.3	3905.9	0.0543 mg/L	0.0543 mg/L	16:39:33

Mean Data: CRII

Analyte	Mean Corrected Intensity	Calib Conc. Units	Std.Dev.	Sample Conc. Units	Std.Dev.	RSD
Y 371.029	3315852.1	0.991 mg/L	0.0029			0.29%
Ag 328.068†	7914.2	0.0263 mg/L	0.00018	0.0263 mg/L	0.00018	0.68%
QC value within limits for Ag 328.068 Recovery = 105.29%						
Al 237.313†	2185.0	0.2650 mg/L	0.00146	0.2650 mg/L	0.00146	0.55%
QC value within limits for Al 237.313 Recovery = 105.99%						
As 188.979†	29.3	0.0462 mg/L	0.00965	0.0462 mg/L	0.00965	20.90%
QC value within limits for As 188.979 Recovery = 92.30%						
B 182.528†	15.2	0.0478 mg/L	0.00302	0.0478 mg/L	0.00302	6.32%
QC value within limits for B 182.528 Recovery = 95.62%						
Ba 233.527†	5946.5	0.0523 mg/L	0.00053	0.0523 mg/L	0.00053	1.01%
QC value within limits for Ba 233.527 Recovery = 104.66%						
Be 313.107†	25916.2	0.0052 mg/L	0.00004	0.0052 mg/L	0.00004	0.87%
QC value within limits for Be 313.107 Recovery = 103.75%						
Ca 315.886†	72175.5	0.5352 mg/L	0.00455	0.5352 mg/L	0.00455	0.85%
QC value within limits for Ca 315.886 Recovery = 107.04%						
Cd 228.802†	999.9	0.0257 mg/L	0.00017	0.0257 mg/L	0.00017	0.67%
QC value within limits for Cd 228.802 Recovery = 102.69%						
Co 228.616†	1881.5	0.0521 mg/L	0.00055	0.0521 mg/L	0.00055	1.05%
QC value within limits for Co 228.616 Recovery = 104.17%						

Cr 267.716†	8031.7	0.0519 mg/L	0.00062	0.0519 mg/L	0.00062	1.19%
QC value within limits for Cr 267.716 Recovery = 103.88%						
Cu 324.752†	15005.4	0.0516 mg/L	0.00059	0.0516 mg/L	0.00059	1.14%
QC value within limits for Cu 324.752 Recovery = 103.17%						
Fe 234.349†	12686.5	0.2616 mg/L	0.00227	0.2616 mg/L	0.00227	0.87%
QC value within limits for Fe 234.349 Recovery = 104.64%						
Fe 238.204†	31095.9	0.2580 mg/L	0.00221	0.2580 mg/L	0.00221	0.86%
QC value within limits for Fe 238.204 Recovery = 103.21%						
K 766.490†	5104.1	2.740 mg/L	0.0698	2.740 mg/L	0.0698	2.55%
QC value within limits for K 766.490 Recovery = 109.60%						
Li 670.784†	1825.8	0.0521 mg/L	0.00075	0.0521 mg/L	0.00075	1.44%
QC value within limits for Li 670.784 Recovery = 104.27%						
Mg 279.077†	13348.3	0.5241 mg/L	0.00524	0.5241 mg/L	0.00524	1.00%
QC value within limits for Mg 279.077 Recovery = 104.81%						
Mn 257.610†	44151.5	0.0516 mg/L	0.00055	0.0516 mg/L	0.00055	1.06%
QC value within limits for Mn 257.610 Recovery = 103.24%						
Mo 202.031†	712.4	0.0527 mg/L	0.00098	0.0527 mg/L	0.00098	1.87%
QC value within limits for Mo 202.031 Recovery = 105.34%						
Na 589.592	21930.9	2.616 mg/L	0.0007	2.616 mg/L	0.0007	0.03%
QC value within limits for Na 589.592 Recovery = 104.65%						
Ni 231.604†	1365.4	0.0481 mg/L	0.00075	0.0481 mg/L	0.00075	1.55%
QC value within limits for Ni 231.604 Recovery = 96.25%						
P 214.914†	703.7	0.5241 mg/L	0.00588	0.5241 mg/L	0.00588	1.12%
QC value within limits for P 214.914 Recovery = 104.81%						
Pb 220.353†	470.3	0.0517 mg/L	0.00070	0.0517 mg/L	0.00070	1.36%
QC value within limits for Pb 220.353 Recovery = 103.34%						
Sb 206.836†	108.2	0.0547 mg/L	0.00029	0.0547 mg/L	0.00029	0.54%
QC value within limits for Sb 206.836 Recovery = 109.41%						
Se 196.026†	72.8	0.0975 mg/L	0.00074	0.0975 mg/L	0.00074	0.76%
QC value within limits for Se 196.026 Recovery = 97.49%						
Sn 189.927†	184.3	0.0511 mg/L	0.00001	0.0511 mg/L	0.00001	0.02%
QC value within limits for Sn 189.927 Recovery = 102.16%						
Sr 407.771†	123724.6	0.0051 mg/L	0.00001	0.0051 mg/L	0.00001	0.16%
QC value within limits for Sr 407.771 Recovery = 103.00%						
Ti 337.279†	39996.5	0.0512 mg/L	0.00052	0.0512 mg/L	0.00052	1.02%
QC value within limits for Ti 337.279 Recovery = 102.46%						
Tl 190.801†	68.2	0.0550 mg/L	0.00679	0.0550 mg/L	0.00679	12.35%
QC value within limits for Tl 190.801 Recovery = 110.02%						
V 292.402†	13302.1	0.0522 mg/L	0.00091	0.0522 mg/L	0.00091	1.74%
QC value within limits for V 292.402 Recovery = 104.43%						
Zn 213.857†	3883.0	0.0540 mg/L	0.00045	0.0540 mg/L	0.00045	0.83%
QC value within limits for Zn 213.857 Recovery = 108.05%						

All analyte(s) passed QC.

Sequence No.: 9

Sample ID: CRI2

Analyst:

Initial Sample Wt:

Dilution:

Autosampler Location: 7

Date Collected: 7/14/2006 4:41:12 PM

Data Type: Original

Initial Sample Vol:

Sample Prep Vol:

Replicate Data: CRI2

Repl#	Analyte	Net Intensity	Corrected Intensity	Calib. Conc. Units	Sample Conc. Units	Analysis Time
1	K 766.490†	2198.6	1863.3	1.074 mg/L	1.074 mg/L	16:42:48
1	Li 670.784†	777.9	691.5	0.0187 mg/L	0.0187 mg/L	16:42:48
1	Na 589.592	7364.6	8424.7	0.9153 mg/L	0.9153 mg/L	16:42:48
1	Y 371.029	3302053.1	3302053.1	0.987 mg/L		16:43:02
1	Ag 328.068†	-370.3	3052.6	0.0099 mg/L	0.0099 mg/L	16:43:07
1	Al 237.313†	887.1	910.9	0.1162 mg/L	0.1162 mg/L	16:43:27
1	As 188.979†	12.7	7.6	0.0063 mg/L	0.0063 mg/L	16:43:27
1	B 182.528†	3.3	6.2	0.0183 mg/L	0.0183 mg/L	16:43:27
1	Ba 233.527†	2110.4	2307.0	0.0203 mg/L	0.0203 mg/L	16:43:27
1	Be 313.107†	12218.3	9915.6	0.0020 mg/L	0.0020 mg/L	16:43:07
1	Ca 315.886†	28232.8	27522.3	0.2033 mg/L	0.2033 mg/L	16:43:07
1	Cd 228.802†	491.0	380.0	0.0096 mg/L	0.0096 mg/L	16:43:27
1	Co 228.616†	507.9	706.3	0.0190 mg/L	0.0190 mg/L	16:43:27
1	Cr 267.716†	3912.7	3060.4	0.0195 mg/L	0.0195 mg/L	16:43:07
1	Cu 324.752†	10944.0	5788.7	0.0174 mg/L	0.0174 mg/L	16:43:07
1	Fe 234.349†	5479.5	4769.0	0.0958 mg/L	0.0958 mg/L	16:43:07
1	Fe 238.204†	12769.8	11918.9	0.0926 mg/L	0.0926 mg/L	16:43:07

1	Mg 279.077†	5467.4	5083.0	0.1973 mg/L	0.1973 mg/L	16:43:07
1	Mn 257.610†	18307.5	16893.5	0.0184 mg/L	0.0184 mg/L	16:43:07
1	Mo 202.031†	316.7	263.0	0.0197 mg/L	0.0197 mg/L	16:43:27
1	Ni 231.604†	495.8	507.7	0.0148 mg/L	0.0148 mg/L	16:43:27
1	P 214.914†	384.1	282.2	0.2162 mg/L	0.2162 mg/L	16:43:27
1	Pb 220.353†	47.8	181.9	0.0186 mg/L	0.0186 mg/L	16:43:27
1	Sb 206.836†	59.8	39.5	0.0206 mg/L	0.0206 mg/L	16:43:27
1	Se 196.026†	16.3	27.6	0.0315 mg/L	0.0315 mg/L	16:43:27
1	Sn 189.927†	158.5	83.1	0.0222 mg/L	0.0222 mg/L	16:43:27
1	Sr 407.771†	53717.9	48316.4	0.0019 mg/L	0.0019 mg/L	16:43:02
1	Ti 337.279†	13564.1	15390.4	0.0190 mg/L	0.0190 mg/L	16:43:07
1	Tl 190.801†	30.9	33.2	0.0260 mg/L	0.0260 mg/L	16:43:27
1	V 292.402†	3806.0	5215.8	0.0205 mg/L	0.0205 mg/L	16:43:07
1	Zn 213.857†	2089.7	1473.9	0.0207 mg/L	0.0207 mg/L	16:43:27
2	K 766.490†	2234.0	1889.2	1.087 mg/L	1.087 mg/L	16:42:54
2	Li 670.784†	805.1	715.5	0.0194 mg/L	0.0194 mg/L	16:42:54
2	Na 589.592	7357.8	8418.0	0.9145 mg/L	0.9145 mg/L	16:42:54
2	Y 371.029	3316654.5	3316654.5	0.992 mg/L		16:43:33
2	Ag 328.068†	-465.4	2958.3	0.0096 mg/L	0.0096 mg/L	16:43:38
2	Al 237.313†	854.9	874.5	0.1119 mg/L	0.1119 mg/L	16:43:59
2	As 188.979†	16.0	10.9	0.0124 mg/L	0.0124 mg/L	16:43:59
2	B 182.528†	3.0	5.8	0.0172 mg/L	0.0172 mg/L	16:43:59
2	Ba 233.527†	2088.6	2275.6	0.0200 mg/L	0.0200 mg/L	16:43:59
2	Be 313.107†	12301.0	9944.6	0.0020 mg/L	0.0020 mg/L	16:43:38
2	Ca 315.886†	28740.2	27908.1	0.2062 mg/L	0.2062 mg/L	16:43:38
2	Cd 228.802†	499.2	386.0	0.0097 mg/L	0.0097 mg/L	16:43:59
2	Co 228.616†	498.9	695.0	0.0187 mg/L	0.0187 mg/L	16:43:59
2	Cr 267.716†	4019.8	3150.9	0.0201 mg/L	0.0201 mg/L	16:43:38
2	Cu 324.752†	11018.3	5814.8	0.0175 mg/L	0.0175 mg/L	16:43:38
2	Fe 234.349†	5560.0	4825.8	0.0970 mg/L	0.0970 mg/L	16:43:38
2	Fe 238.204†	12887.7	11980.9	0.0932 mg/L	0.0932 mg/L	16:43:38
2	Mg 279.077†	5543.5	5135.4	0.1994 mg/L	0.1994 mg/L	16:43:38
2	Mn 257.610†	18521.4	17027.6	0.0185 mg/L	0.0185 mg/L	16:43:38
2	Mo 202.031†	323.2	268.1	0.0201 mg/L	0.0201 mg/L	16:43:59
2	Ni 231.604†	485.2	494.9	0.0143 mg/L	0.0143 mg/L	16:43:59
2	P 214.914†	375.4	271.8	0.2085 mg/L	0.2085 mg/L	16:43:59
2	Pb 220.353†	59.4	193.4	0.0199 mg/L	0.0199 mg/L	16:43:59
2	Sb 206.836†	66.3	45.8	0.0238 mg/L	0.0238 mg/L	16:43:59
2	Se 196.026†	14.9	26.1	0.0294 mg/L	0.0294 mg/L	16:43:59
2	Sn 189.927†	146.6	70.5	0.0186 mg/L	0.0186 mg/L	16:43:59
2	Sr 407.771†	53982.7	48343.9	0.0019 mg/L	0.0019 mg/L	16:43:33
2	Ti 337.279†	13563.4	15329.2	0.0189 mg/L	0.0189 mg/L	16:43:38
2	Tl 190.801†	17.2	19.2	0.0145 mg/L	0.0145 mg/L	16:43:59
2	V 292.402†	3762.6	5155.1	0.0203 mg/L	0.0203 mg/L	16:43:38
2	Zn 213.857†	2081.0	1455.8	0.0204 mg/L	0.0204 mg/L	16:43:59

 Mean Data: CRI2

Analyte	Mean Corrected Intensity	Calib Conc. Units	Std.Dev.	Sample Conc. Units	Std.Dev.	RSD
Y 371.029	3309353.8	0.990 mg/L	0.0031			0.31%
Ag 328.068†	3005.5	0.0097 mg/L	0.00023	0.0097 mg/L	0.00023	2.32%
QC value within limits for Ag 328.068 Recovery = 97.18%						
Al 237.313†	892.7	0.1140 mg/L	0.00302	0.1140 mg/L	0.00302	2.65%
QC value within limits for Al 237.313 Recovery = 114.04%						
As 188.979†	9.2	0.0094 mg/L	0.00430	0.0094 mg/L	0.00430	45.93%
QC value less than the lower limit for As 188.979 Recovery = 46.85%						
B 182.528†	6.0	0.0178 mg/L	0.00081	0.0178 mg/L	0.00081	4.56%
QC value within limits for B 182.528 Recovery = 88.79%						
Ba 233.527†	2291.3	0.0202 mg/L	0.00019	0.0202 mg/L	0.00019	0.97%
QC value within limits for Ba 233.527 Recovery = 100.88%						
Be 313.107†	9930.1	0.0020 mg/L	0.00000	0.0020 mg/L	0.00000	0.21%
QC value within limits for Be 313.107 Recovery = 99.78%						
Ca 315.886†	27715.2	0.2048 mg/L	0.00203	0.2048 mg/L	0.00203	0.99%
QC value within limits for Ca 315.886 Recovery = 102.38%						
Cd 228.802†	383.0	0.0096 mg/L	0.00008	0.0096 mg/L	0.00008	0.88%
QC value within limits for Cd 228.802 Recovery = 96.47%						
Co 228.616†	700.7	0.0188 mg/L	0.00023	0.0188 mg/L	0.00023	1.20%
QC value within limits for Co 228.616 Recovery = 94.13%						
Cr 267.716†	3105.6	0.0198 mg/L	0.00042	0.0198 mg/L	0.00042	2.11%
QC value within limits for Cr 267.716 Recovery = 99.13%						
Cu 324.752†	5801.8	0.0175 mg/L	0.00007	0.0175 mg/L	0.00007	0.39%

	QC value within limits for Cu 324.752	Recovery = 87.40%				
Fe 234.349†	4797.4	0.0964 mg/L	0.00085	0.0964 mg/L	0.00085	0.88%
	QC value within limits for Fe 234.349	Recovery = 96.36%				
Fe 238.204†	11949.9	0.0929 mg/L	0.00038	0.0929 mg/L	0.00038	0.41%
	QC value within limits for Fe 238.204	Recovery = 92.90%				
K 766.490†	1876.3	1.080 mg/L	0.0094	1.080 mg/L	0.0094	0.87%
	QC value within limits for K 766.490	Recovery = 108.04%				
Li 670.784†	703.5	0.0190 mg/L	0.00050	0.0190 mg/L	0.00050	2.63%
	QC value within limits for Li 670.784	Recovery = 95.22%				
Mg 279.077†	5109.2	0.1984 mg/L	0.00146	0.1984 mg/L	0.00146	0.74%
	QC value within limits for Mg 279.077	Recovery = 99.18%				
Mn 257.610†	16960.6	0.0185 mg/L	0.00012	0.0185 mg/L	0.00012	0.63%
	QC value within limits for Mn 257.610	Recovery = 92.33%				
Mo 202.031†	265.6	0.0199 mg/L	0.00027	0.0199 mg/L	0.00027	1.35%
	QC value within limits for Mo 202.031	Recovery = 99.34%				
Na 589.592	8421.4	0.9149 mg/L	0.00060	0.9149 mg/L	0.00060	0.07%
	QC value within limits for Na 589.592	Recovery = 91.49%				
Ni 231.604†	501.3	0.0146 mg/L	0.00035	0.0146 mg/L	0.00035	2.42%
	QC value within limits for Ni 231.604	Recovery = 72.84%				
P 214.914†	277.0	0.2124 mg/L	0.00540	0.2124 mg/L	0.00540	2.54%
	QC value within limits for P 214.914	Recovery = 106.18%				
Pb 220.353†	187.6	0.0193 mg/L	0.00093	0.0193 mg/L	0.00093	4.82%
	QC value within limits for Pb 220.353	Recovery = 96.44%				
Sb 206.836†	42.7	0.0222 mg/L	0.00226	0.0222 mg/L	0.00226	10.19%
	QC value within limits for Sb 206.836	Recovery = 110.88%				
Se 196.026†	26.8	0.0304 mg/L	0.00149	0.0304 mg/L	0.00149	4.91%
	QC value within limits for Se 196.026	Recovery = 76.08%				
Sn 189.927†	76.8	0.0204 mg/L	0.00255	0.0204 mg/L	0.00255	12.53%
	QC value within limits for Sn 189.927	Recovery = 101.92%				
Sr 407.771†	48330.1	0.0019 mg/L	0.00000	0.0019 mg/L	0.00000	0.05%
	QC value within limits for Sr 407.771	Recovery = 93.01%				
Ti 337.279†	15359.8	0.0190 mg/L	0.00006	0.0190 mg/L	0.00006	0.30%
	QC value within limits for Ti 337.279	Recovery = 94.87%				
Tl 190.801†	26.2	0.0203 mg/L	0.00813	0.0203 mg/L	0.00813	40.04%
	QC value within limits for Tl 190.801	Recovery = 101.48%				
V 292.402†	5185.4	0.0204 mg/L	0.00016	0.0204 mg/L	0.00016	0.79%
	QC value within limits for V 292.402	Recovery = 101.97%				
Zn 213.857†	1464.9	0.0206 mg/L	0.00018	0.0206 mg/L	0.00018	0.86%
	QC value within limits for Zn 213.857	Recovery = 102.87%				

QC Failed. Continue with analysis.

Sequence No.: 10

Sample ID: CRI3

Analyst:

Initial Sample Wt:

Dilution:

Autosampler Location: 8

Date Collected: 7/14/2006 4:45:39 PM

Data Type: Original

Initial Sample Vol:

Sample Prep Vol:

Replicate Data: CRI3

Repl#	Analyte	Net Intensity	Corrected Intensity	Calib. Conc. Units	Sample Conc. Units	Analysis Time
1	K 766.490†	1314.0	963.5	0.6111 mg/L	0.6111 mg/L	16:47:15
1	Li 670.784†	439.7	347.7	0.0086 mg/L	0.0086 mg/L	16:47:15
1	Na 589.592	3290.4	4350.5	0.4022 mg/L	0.4022 mg/L	16:47:15
1	Y 371.029	3311756.3	3311756.3	0.990 mg/L		16:47:29
1	Ag 328.068†	-2101.5	1305.5	0.0040 mg/L	0.0040 mg/L	16:47:34
1	Al 237.313†	460.4	477.4	0.0655 mg/L	0.0655 mg/L	16:47:54
1	As 188.979†	12.4	7.3	0.0058 mg/L	0.0058 mg/L	16:47:54
1	B 182.528†	0.6	3.4	0.0093 mg/L	0.0093 mg/L	16:47:54
1	Ba 233.527†	950.3	1129.3	0.0100 mg/L	0.0100 mg/L	16:47:54
1	Be 313.107†	7399.3	5013.0	0.0010 mg/L	0.0010 mg/L	16:47:34
1	Ca 315.886†	14873.6	13947.8	0.1024 mg/L	0.1024 mg/L	16:47:34
1	Cd 228.802†	304.0	189.7	0.0046 mg/L	0.0046 mg/L	16:47:54
1	Co 228.616†	154.0	347.5	0.0089 mg/L	0.0089 mg/L	16:47:54
1	Cr 267.716†	2486.9	1608.9	0.0101 mg/L	0.0101 mg/L	16:47:34
1	Cu 324.752†	7855.8	2637.6	0.0058 mg/L	0.0058 mg/L	16:47:34
1	Fe 234.349†	3113.8	2363.8	0.0454 mg/L	0.0454 mg/L	16:47:34
1	Fe 238.204†	6960.8	6014.9	0.0417 mg/L	0.0417 mg/L	16:47:34
1	Mg 279.077†	2965.7	2540.5	0.0968 mg/L	0.0968 mg/L	16:47:34
1	Mn 257.610†	9999.0	8449.0	0.0081 mg/L	0.0081 mg/L	16:47:34
1	Mo 202.031†	172.4	116.4	0.0089 mg/L	0.0089 mg/L	16:47:54

1	Ni 231.604†	238.3	246.3	0.0047 mg/L	0.0047 mg/L	16:47:54
1	P 214.914†	257.4	153.2	0.1219 mg/L	0.1219 mg/L	16:47:54
1	Pb 220.353†	-35.4	97.8	0.0090 mg/L	0.0090 mg/L	16:47:54
1	Sb 206.836†	43.8	23.2	0.0125 mg/L	0.0125 mg/L	16:47:54
1	Se 196.026†	7.8	19.0	0.0189 mg/L	0.0189 mg/L	16:47:54
1	Sn 189.927†	106.1	29.8	0.0070 mg/L	0.0070 mg/L	16:47:54
1	Sr 407.771†	29772.6	23976.0	0.0008 mg/L	0.0008 mg/L	16:47:29
1	Ti 337.279†	6089.9	7802.4	0.0091 mg/L	0.0091 mg/L	16:47:34
1	Tl 190.801†	24.1	26.2	0.0202 mg/L	0.0202 mg/L	16:47:54
1	V 292.402†	1186.4	2559.1	0.0101 mg/L	0.0101 mg/L	16:47:34
1	Zn 213.857†	1376.9	747.9	0.0107 mg/L	0.0107 mg/L	16:47:54
2	K 766.490†	1445.9	1092.1	0.6772 mg/L	0.6772 mg/L	16:47:20
2	Li 670.784†	478.5	385.4	0.0097 mg/L	0.0097 mg/L	16:47:20
2	Na 589.592	3256.3	4316.4	0.3979 mg/L	0.3979 mg/L	16:47:20
2	Y 371.029	3322392.4	3322392.4	0.993 mg/L		16:48:00
2	Ag 328.068†	-2128.9	1284.7	0.0039 mg/L	0.0039 mg/L	16:48:05
2	Al 237.313†	478.1	493.7	0.0674 mg/L	0.0674 mg/L	16:48:25
2	As 188.979†	8.8	3.6	-0.0010 mg/L	-0.0010 mg/L	16:48:25
2	B 182.528†	3.2	6.0	0.0178 mg/L	0.0178 mg/L	16:48:25
2	Ba 233.527†	963.9	1139.9	0.0100 mg/L	0.0100 mg/L	16:48:25
2	Be 313.107†	7247.0	4835.8	0.0010 mg/L	0.0010 mg/L	16:48:05
2	Ca 315.886†	14771.4	13796.8	0.1013 mg/L	0.1013 mg/L	16:48:05
2	Cd 228.802†	299.7	184.4	0.0045 mg/L	0.0045 mg/L	16:48:25
2	Co 228.616†	139.6	332.5	0.0085 mg/L	0.0085 mg/L	16:48:25
2	Cr 267.716†	2512.3	1626.4	0.0102 mg/L	0.0102 mg/L	16:48:05
2	Cu 324.752†	7851.5	2607.9	0.0056 mg/L	0.0056 mg/L	16:48:05
2	Fe 234.349†	3128.7	2368.8	0.0455 mg/L	0.0455 mg/L	16:48:05
2	Fe 238.204†	6967.2	5998.8	0.0416 mg/L	0.0416 mg/L	16:48:05
2	Mg 279.077†	2893.9	2458.6	0.0936 mg/L	0.0936 mg/L	16:48:05
2	Mn 257.610†	9961.0	8378.3	0.0080 mg/L	0.0080 mg/L	16:48:05
2	Mo 202.031†	187.9	131.4	0.0100 mg/L	0.0100 mg/L	16:48:25
2	Ni 231.604†	241.7	248.9	0.0048 mg/L	0.0048 mg/L	16:48:25
2	P 214.914†	246.9	141.7	0.1136 mg/L	0.1136 mg/L	16:48:25
2	Pb 220.353†	-33.1	100.2	0.0093 mg/L	0.0093 mg/L	16:48:25
2	Sb 206.836†	38.0	17.2	0.0094 mg/L	0.0094 mg/L	16:48:25
2	Se 196.026†	3.7	14.8	0.0129 mg/L	0.0129 mg/L	16:48:25
2	Sn 189.927†	101.2	24.5	0.0055 mg/L	0.0055 mg/L	16:48:25
2	Sr 407.771†	29902.3	24010.2	0.0008 mg/L	0.0008 mg/L	16:48:00
2	Ti 337.279†	6096.8	7789.6	0.0091 mg/L	0.0091 mg/L	16:48:05
2	Tl 190.801†	8.6	10.5	0.0073 mg/L	0.0073 mg/L	16:48:25
2	V 292.402†	1194.5	2563.4	0.0101 mg/L	0.0101 mg/L	16:48:05
2	Zn 213.857†	1368.2	734.7	0.0105 mg/L	0.0105 mg/L	16:48:25

Mean Data: CRI3

Analyte	Mean Corrected Intensity	Conc. Units	Calib	Std.Dev.	Sample Conc. Units	Std.Dev.	RSD
Y 371.029	3317074.3	0.992 mg/L		0.0022			0.23%
Ag 328.068†	1295.1	0.0039 mg/L		0.00005	0.0039 mg/L	0.00005	1.25%
QC value within limits for Ag 328.068 Recovery = 78.67%							
Al 237.313†	485.6	0.0665 mg/L		0.00135	0.0665 mg/L	0.00135	2.03%
QC value greater than the upper limit for Al 237.313 Recovery = 132.96%							
As 188.979†	5.4	0.0024 mg/L		0.00482	0.0024 mg/L	0.00482	199.81%
QC value less than the lower limit for As 188.979 Recovery = 24.12%							
B 182.528†	4.7	0.0136 mg/L		0.00602	0.0136 mg/L	0.00602	44.32%
QC value greater than the upper limit for B 182.528 Recovery = 135.74%							
Ba 233.527†	1134.6	0.0100 mg/L		0.00007	0.0100 mg/L	0.00007	0.66%
QC value within limits for Ba 233.527 Recovery = 100.01%							
Be 313.107†	4924.4	0.0010 mg/L		0.00003	0.0010 mg/L	0.00003	2.53%
QC value within limits for Be 313.107 Recovery = 99.60%							
Ca 315.886†	13872.3	0.1019 mg/L		0.00079	0.1019 mg/L	0.00079	0.78%
QC value within limits for Ca 315.886 Recovery = 101.88%							
Cd 228.802†	187.0	0.0045 mg/L		0.00007	0.0045 mg/L	0.00007	1.56%
QC value within limits for Cd 228.802 Recovery = 90.61%							
Co 228.616†	340.0	0.0087 mg/L		0.00030	0.0087 mg/L	0.00030	3.44%
QC value within limits for Co 228.616 Recovery = 86.67%							
Cr 267.716†	1617.7	0.0101 mg/L		0.00008	0.0101 mg/L	0.00008	0.80%
QC value within limits for Cr 267.716 Recovery = 101.26%							
Cu 324.752†	2622.7	0.0057 mg/L		0.00008	0.0057 mg/L	0.00008	1.36%
QC value less than the lower limit for Cu 324.752 Recovery = 57.02%							
Fe 234.349†	2366.3	0.0454 mg/L		0.00007	0.0454 mg/L	0.00007	0.16%
QC value within limits for Fe 234.349 Recovery = 90.87%							

Fe 238.204†	6006.8	0.0416 mg/L	0.00010	0.0416 mg/L	0.00010	0.24%
QC value within limits for Fe 238.204 Recovery = 83.28%						
K 766.490†	1027.8	0.6442 mg/L	0.04673	0.6442 mg/L	0.04673	7.25%
QC value within limits for K 766.490 Recovery = 128.84%						
Li 670.784†	366.5	0.0091 mg/L	0.00079	0.0091 mg/L	0.00079	8.62%
QC value within limits for Li 670.784 Recovery = 91.08%						
Mg 279.077†	2499.6	0.0952 mg/L	0.00229	0.0952 mg/L	0.00229	2.40%
QC value within limits for Mg 279.077 Recovery = 95.19%						
Mn 257.610†	8413.6	0.0080 mg/L	0.00006	0.0080 mg/L	0.00006	0.76%
QC value within limits for Mn 257.610 Recovery = 80.43%						
Mo 202.031†	123.9	0.0095 mg/L	0.00078	0.0095 mg/L	0.00078	8.24%
QC value within limits for Mo 202.031 Recovery = 94.67%						
Na 589.592	4333.5	0.4001 mg/L	0.00304	0.4001 mg/L	0.00304	0.76%
QC value within limits for Na 589.592 Recovery = 80.01%						
Ni 231.604†	247.6	0.0047 mg/L	0.00007	0.0047 mg/L	0.00007	1.56%
QC value less than the lower limit for Ni 231.604 Recovery = 47.13%						
P 214.914†	147.5	0.1177 mg/L	0.00592	0.1177 mg/L	0.00592	5.03%
QC value within limits for P 214.914 Recovery = 117.75%						
Pb 220.353†	99.0	0.0091 mg/L	0.00020	0.0091 mg/L	0.00020	2.15%
QC value within limits for Pb 220.353 Recovery = 91.31%						
Sb 206.836†	20.2	0.0110 mg/L	0.00215	0.0110 mg/L	0.00215	19.63%
QC value within limits for Sb 206.836 Recovery = 109.72%						
Se 196.026†	16.9	0.0159 mg/L	0.00425	0.0159 mg/L	0.00425	26.68%
QC value within limits for Se 196.026 Recovery = 79.59%						
Sn 189.927†	27.1	0.0062 mg/L	0.00107	0.0062 mg/L	0.00107	17.22%
QC value less than the lower limit for Sn 189.927 Recovery = 62.11%						
Sr 407.771†	23993.1	0.0008 mg/L	0.00000	0.0008 mg/L	0.00000	0.13%
QC value within limits for Sr 407.771 Recovery = 79.84%						
Ti 337.279†	7796.0	0.0091 mg/L	0.00001	0.0091 mg/L	0.00001	0.13%
QC value within limits for Ti 337.279 Recovery = 90.71%						
Tl 190.801†	18.4	0.0138 mg/L	0.00914	0.0138 mg/L	0.00914	66.31%
QC value greater than the upper limit for Tl 190.801 Recovery = 137.82%						
V 292.402†	2561.2	0.0101 mg/L	0.00003	0.0101 mg/L	0.00003	0.25%
QC value within limits for V 292.402 Recovery = 101.09%						
Zn 213.857†	741.3	0.0106 mg/L	0.00013	0.0106 mg/L	0.00013	1.24%
QC value within limits for Zn 213.857 Recovery = 105.61%						
QC Failed. Continue with analysis.						

Sequence No.: 11

Sample ID: ICSA

Analyst:

Initial Sample Wt:

Dilution:

Autosampler Location: 160

Date Collected: 7/14/2006 4:50:06 PM

Data Type: Original

Initial Sample Vol:

Sample Prep Vol:

Replicate Data: ICSA

Repl#	Analyte	Net Intensity	Corrected Intensity	Calib. Conc. Units	Sample Conc. Units	Analysis Time
1	K 766.490†	438.4	116.0	0.1754 mg/L	0.1754 mg/L	16:51:42
1	Li 670.784†	157.4	75.8	0.0005 mg/L	0.0005 mg/L	16:51:42
1	Na 589.592	-44.6	1015.5	-0.0178 mg/L	-0.0178 mg/L	16:51:42
1	Y 371.029	3057637.4	3057637.4	0.914 mg/L	0.914 mg/L	16:52:08
1	Ag 328.068†	-3991.9	-938.6	0.0001 mg/L	0.0001 mg/L	16:52:13
1	Al 237.313†	2003423.1	2191301.6	256.6 mg/L	256.6 mg/L	16:52:08
1	As 188.979†	14.9	11.1	0.0128 mg/L	0.0128 mg/L	16:52:34
1	B 182.528†	28.0	33.5	0.1075 mg/L	0.1075 mg/L	16:52:34
1	Ba 233.527†	146.0	329.3	0.0029 mg/L	0.0029 mg/L	16:52:34
1	Be 313.107†	72.0	-2380.4	0.0001 mg/L	0.0001 mg/L	16:52:13
1	Ca 315.886†	30284562.1	33123349.6	246.1 mg/L	246.1 mg/L	16:52:01
1	Cd 228.802†	93.8	-14.7	-0.0002 mg/L	-0.0002 mg/L	16:52:34
1	Co 228.616†	-172.3	3.5	-0.0008 mg/L	-0.0008 mg/L	16:52:34
1	Cr 267.716†	313.0	-560.1	0.0015 mg/L	0.0015 mg/L	16:52:13
1	Cu 324.752†	4136.6	-771.0	0.0098 mg/L	0.0098 mg/L	16:52:13
1	Fe 234.349†	4029939.8	4407056.8	92.51 mg/L	92.51 mg/L	16:52:08
1	Fe 238.204†	9400618.2	10281123.4	88.64 mg/L	88.64 mg/L	16:52:01
1	Mg 279.077†	5556790.4	6077410.2	240.0 mg/L	240.0 mg/L	16:52:08
1	Mn 257.610†	5860.3	4761.3	0.0036 mg/L	0.0036 mg/L	16:52:13
1	Mo 202.031†	224.6	187.9	0.0142 mg/L	0.0142 mg/L	16:52:34
1	Ni 231.604†	15.9	23.0	-0.0040 mg/L	-0.0040 mg/L	16:52:34
1	P 214.914†	-20.0	-128.6	-0.0840 mg/L	-0.0840 mg/L	16:52:34
1	Pb 220.353†	-539.2	-456.3	-0.0076 mg/L	-0.0076 mg/L	16:52:34

1	Sb 206.836†	22.8	3.9	0.0030 mg/L	0.0030 mg/L	16:52:34
1	Se 196.026†	5.0	16.5	0.0154 mg/L	0.0154 mg/L	16:52:34
1	Sn 189.927†	-83.3	-168.5	-0.0459 mg/L	-0.0459 mg/L	16:52:34
1	Sr 407.771†	23354.2	19454.4	0.0006 mg/L	0.0006 mg/L	16:52:13
1	Ti 337.279†	2456.1	4338.9	0.0045 mg/L	0.0045 mg/L	16:52:13
1	Tl 190.801†	46.4	52.6	0.0419 mg/L	0.0419 mg/L	16:52:34
1	V 292.402†	2722.5	4338.8	0.0051 mg/L	0.0051 mg/L	16:52:13
1	Zn 213.857†	2169.7	1730.6	0.0161 mg/L	0.0161 mg/L	16:52:34
2	K 766.490†	478.0	158.2	0.1970 mg/L	0.1970 mg/L	16:51:47
2	Li 670.784†	112.4	26.3	-0.0009 mg/L	-0.0009 mg/L	16:51:47
2	Na 589.592	-38.5	1021.6	-0.0171 mg/L	-0.0171 mg/L	16:51:47
2	Y 371.029	3064824.7	3064824.7	0.916 mg/L		16:52:52
2	Ag 328.068†	-3976.9	-912.0	0.0002 mg/L	0.0002 mg/L	16:52:58
2	Al 237.313†	2010932.1	2194356.7	256.9 mg/L	256.9 mg/L	16:52:52
2	As 188.979†	14.4	10.5	0.0117 mg/L	0.0117 mg/L	16:53:18
2	B 182.528†	22.3	27.2	0.0869 mg/L	0.0869 mg/L	16:53:18
2	Ba 233.527†	151.1	334.5	0.0030 mg/L	0.0030 mg/L	16:53:18
2	Be 313.107†	39.7	-2415.9	0.0001 mg/L	0.0001 mg/L	16:52:58
2	Ca 315.886†	30213090.7	32967678.9	244.9 mg/L	244.9 mg/L	16:52:45
2	Cd 228.802†	76.6	-33.7	-0.0007 mg/L	-0.0007 mg/L	16:53:18
2	Co 228.616†	-162.3	14.8	-0.0005 mg/L	-0.0005 mg/L	16:53:18
2	Cr 267.716†	351.1	-519.3	0.0017 mg/L	0.0017 mg/L	16:52:58
2	Cu 324.752†	4357.2	-540.9	0.0107 mg/L	0.0107 mg/L	16:52:58
2	Fe 234.349†	4049631.9	4418208.1	92.75 mg/L	92.75 mg/L	16:52:52
2	Fe 238.204†	9404896.7	10261679.3	88.48 mg/L	88.48 mg/L	16:52:45
2	Mg 279.077†	5570211.9	6077802.6	240.0 mg/L	240.0 mg/L	16:52:52
2	Mn 257.610†	5725.4	4599.1	0.0034 mg/L	0.0034 mg/L	16:52:58
2	Mo 202.031†	218.8	181.0	0.0137 mg/L	0.0137 mg/L	16:53:18
2	Ni 231.604†	10.8	17.4	-0.0042 mg/L	-0.0042 mg/L	16:53:18
2	P 214.914†	-17.1	-125.4	-0.0816 mg/L	-0.0816 mg/L	16:53:18
2	Pb 220.353†	-492.7	-404.1	-0.0015 mg/L	-0.0015 mg/L	16:53:18
2	Sb 206.836†	26.2	7.6	0.0049 mg/L	0.0049 mg/L	16:53:18
2	Se 196.026†	5.9	17.5	0.0168 mg/L	0.0168 mg/L	16:53:18
2	Sn 189.927†	-69.5	-153.3	-0.0415 mg/L	-0.0415 mg/L	16:53:18
2	Sr 407.771†	23449.5	19498.6	0.0006 mg/L	0.0006 mg/L	16:52:58
2	Ti 337.279†	2285.0	4145.8	0.0043 mg/L	0.0043 mg/L	16:52:58
2	Tl 190.801†	55.0	61.9	0.0496 mg/L	0.0496 mg/L	16:53:18
2	V 292.402†	2711.0	4319.3	0.0049 mg/L	0.0049 mg/L	16:52:58
2	Zn 213.857†	2138.0	1690.5	0.0155 mg/L	0.0155 mg/L	16:53:18

Mean Data: ICSA

Analyte	Mean Corrected Intensity	Calib Conc. Units	Std.Dev.	Sample Conc. Units	Std.Dev.	RSD
Y 371.029	3061231.1	0.915 mg/L	0.0015			0.17%
Ag 328.068†	-925.3	0.0001 mg/L	0.00007	0.0001 mg/L	0.00007	49.11%
QC value within limits for Ag 328.068 Recovery = Not calculated						
Al 237.313†	2192829.2	256.7 mg/L	0.25	256.7 mg/L	0.25	0.10%
QC value within limits for Al 237.313 Recovery = 102.70%						
As 188.979†	10.8	0.0122 mg/L	0.00080	0.0122 mg/L	0.00080	6.57%
QC value within limits for As 188.979 Recovery = Not calculated						
B 182.528†	30.3	0.0972 mg/L	0.01454	0.0972 mg/L	0.01454	14.96%
QC value within limits for B 182.528 Recovery = Not calculated						
Ba 233.527†	331.9	0.0029 mg/L	0.00003	0.0029 mg/L	0.00003	1.09%
QC value within limits for Ba 233.527 Recovery = Not calculated						
Be 313.107†	-2398.1	0.0001 mg/L	0.00000	0.0001 mg/L	0.00000	4.81%
QC value within limits for Be 313.107 Recovery = Not calculated						
Ca 315.886†	33045514.2	245.5 mg/L	0.82	245.5 mg/L	0.82	0.33%
QC value within limits for Ca 315.886 Recovery = 98.19%						
Cd 228.802†	-24.2	-0.0004 mg/L	0.00034	-0.0004 mg/L	0.00034	80.41%
QC value within limits for Cd 228.802 Recovery = Not calculated						
Co 228.616†	9.2	-0.0007 mg/L	0.00023	-0.0007 mg/L	0.00023	34.36%
QC value within limits for Co 228.616 Recovery = Not calculated						
Cr 267.716†	-539.7	0.0016 mg/L	0.00020	0.0016 mg/L	0.00020	12.35%
QC value within limits for Cr 267.716 Recovery = Not calculated						
Cu 324.752†	-656.0	0.0102 mg/L	0.00063	0.0102 mg/L	0.00063	6.18%
QC value greater than the upper limit for Cu 324.752 Recovery = Not calculated						
Fe 234.349†	4412632.4	92.63 mg/L	0.166	92.63 mg/L	0.166	0.18%
QC value within limits for Fe 234.349 Recovery = 92.63%						
Fe 238.204†	10271401.3	88.56 mg/L	0.119	88.56 mg/L	0.119	0.13%
QC value within limits for Fe 238.204 Recovery = 88.56%						
K 766.490†	137.1	0.1862 mg/L	0.01531	0.1862 mg/L	0.01531	8.22%

Li	670.784†	51.1	-0.0002 mg/L	0.00103	-0.0002 mg/L	0.00103	533.72%
QC value within limits for K 766.490 Recovery = Not calculated							
Mg	279.077†	6077606.4	240.0 mg/L	0.01	240.0 mg/L	0.01	0.00%
QC value within limits for Li 670.784 Recovery = Not calculated							
Mn	257.610†	4680.2	0.0035 mg/L	0.00014	0.0035 mg/L	0.00014	4.00%
QC value within limits for Mg 279.077 Recovery = 96.01%							
Mo	202.031†	184.5	0.0139 mg/L	0.00036	0.0139 mg/L	0.00036	2.57%
QC value within limits for Mn 257.610 Recovery = Not calculated							
Na	589.592	1018.6	-0.0174 mg/L	0.00054	-0.0174 mg/L	0.00054	3.11%
QC value within limits for Mo 202.031 Recovery = Not calculated							
Ni	231.604†	20.2	-0.0041 mg/L	0.00015	-0.0041 mg/L	0.00015	3.73%
QC value within limits for Na 589.592 Recovery = Not calculated							
P	214.914†	-127.0	-0.0828 mg/L	0.00169	-0.0828 mg/L	0.00169	2.04%
QC value within limits for Ni 231.604 Recovery = Not calculated							
Pb	220.353†	-430.2	-0.0046 mg/L	0.00426	-0.0046 mg/L	0.00426	93.52%
QC value within limits for P 214.914 Recovery = Not calculated							
Sb	206.836†	5.7	0.0039 mg/L	0.00131	0.0039 mg/L	0.00131	33.31%
QC value within limits for Pb 220.353 Recovery = Not calculated							
Se	196.026†	17.0	0.0161 mg/L	0.00098	0.0161 mg/L	0.00098	6.10%
QC value within limits for Sb 206.836 Recovery = Not calculated							
Sn	189.927†	-160.9	-0.0437 mg/L	0.00308	-0.0437 mg/L	0.00308	7.05%
QC value within limits for Se 196.026 Recovery = Not calculated							
Sr	407.771†	19476.5	0.0006 mg/L	0.00000	0.0006 mg/L	0.00000	0.23%
QC value within limits for Sn 189.927 Recovery = Not calculated							
Ti	337.279†	4242.4	0.0044 mg/L	0.00018	0.0044 mg/L	0.00018	4.04%
QC value within limits for Sr 407.771 Recovery = Not calculated							
Tl	190.801†	57.3	0.0457 mg/L	0.00540	0.0457 mg/L	0.00540	11.80%
QC value within limits for Ti 337.279 Recovery = Not calculated							
V	292.402†	4329.0	0.0050 mg/L	0.00008	0.0050 mg/L	0.00008	1.62%
QC value within limits for Tl 190.801 Recovery = Not calculated							
Zn	213.857†	1710.6	0.0158 mg/L	0.00041	0.0158 mg/L	0.00041	2.59%
QC value within limits for V 292.402 Recovery = Not calculated							
QC Failed. Continue with analysis.							

Sequence No.: 12
Sample ID: ICSAB
Analyst:
Initial Sample Wt:
Dilution:

Autosampler Location: 159
Date Collected: 7/14/2006 4:54:56 PM
Data Type: Original
Initial Sample Vol:
Sample Prep Vol:

Replicate Data: ICSAB

Repl#	Analyte	Net Intensity	Corrected Intensity	Calib. Conc. Units	Sample Conc. Units	Analysis Time
1	K 766.490†	430.5	110.4	0.1725 mg/L	0.1725 mg/L	16:56:30
1	Li 670.784†	139.2	56.9	0.0000 mg/L	0.0000 mg/L	16:56:30
1	Na 589.592	13.5	1073.6	-0.0105 mg/L	-0.0105 mg/L	16:56:30
1	Y 371.029	3038300.1	3038300.1	0.908 mg/L		16:56:58
1	Ag 328.068†	139136.1	156579.4	0.5321 mg/L	0.5321 mg/L	16:57:03
1	Al 237.313†	1988092.2	2188372.8	256.2 mg/L	256.2 mg/L	16:56:58
1	As 188.979†	16.7	13.1	0.0162 mg/L	0.0162 mg/L	16:57:23
1	B 182.528†	29.7	35.5	0.1142 mg/L	0.1142 mg/L	16:57:23
1	Ba 233.527†	25692.7	28450.4	0.2501 mg/L	0.2501 mg/L	16:57:03
1	Be 313.107†	1169081.5	1284388.4	0.2587 mg/L	0.2587 mg/L	16:56:58
1	Ca 315.886†	30315843.9	33368603.0	247.9 mg/L	247.9 mg/L	16:56:50
1	Cd 228.802†	17070.5	18672.7	0.4876 mg/L	0.4876 mg/L	16:57:03
1	Co 228.616†	7139.5	8050.7	0.2262 mg/L	0.2262 mg/L	16:57:23
1	Cr 267.716†	34229.9	36775.5	0.2449 mg/L	0.2449 mg/L	16:57:03
1	Cu 324.752†	64333.4	65518.5	0.2552 mg/L	0.2552 mg/L	16:57:03
1	Fe 234.349†	4027362.4	4432273.4	93.04 mg/L	93.04 mg/L	16:56:58
1	Fe 238.204†	9415090.9	10362494.7	89.35 mg/L	89.35 mg/L	16:56:50
1	Mg 279.077†	5505003.0	6059088.7	239.3 mg/L	239.3 mg/L	16:56:58
1	Mn 257.610†	190079.4	207578.3	0.2509 mg/L	0.2509 mg/L	16:57:03
1	Mo 202.031†	233.5	199.2	0.0150 mg/L	0.0150 mg/L	16:57:23
1	Ni 231.604†	10240.9	11278.1	0.4328 mg/L	0.4328 mg/L	16:57:03
1	P 214.914†	70.6	-29.1	-0.0112 mg/L	-0.0112 mg/L	16:57:23
1	Pb 220.353†	3304.1	3770.4	0.4753 mg/L	0.4753 mg/L	16:57:23
1	Sb 206.836†	47.0	30.7	0.0127 mg/L	0.0127 mg/L	16:57:23
1	Se 196.026†	7.1	18.9	0.0189 mg/L	0.0189 mg/L	16:57:23
1	Sn 189.927†	-118.0	-207.3	-0.0569 mg/L	-0.0569 mg/L	16:57:23

1	Sr 407.771†	23544.3	19826.2	0.0006 mg/L	0.0006 mg/L	16:57:03
1	Ti 337.279†	2304.2	4188.8	0.0043 mg/L	0.0043 mg/L	16:57:03
1	Tl 190.801†	43.0	49.3	0.0410 mg/L	0.0410 mg/L	16:57:23
1	V 292.402†	60630.1	68098.6	0.2511 mg/L	0.2511 mg/L	16:57:03
1	Zn 213.857†	33803.8	36566.5	0.4979 mg/L	0.4979 mg/L	16:57:03
2	K 766.490†	411.5	84.9	0.1594 mg/L	0.1594 mg/L	16:56:36
2	Li 670.784†	156.0	73.6	0.0005 mg/L	0.0005 mg/L	16:56:36
2	Na 589.592	-24.8	1035.3	-0.0153 mg/L	-0.0153 mg/L	16:56:36
2	Y 371.029	3069404.5	3069404.5	0.918 mg/L		16:57:42
2	Ag 328.068†	139709.8	155652.5	0.5289 mg/L	0.5289 mg/L	16:57:48
2	Al 237.313†	2008182.1	2188086.2	256.2 mg/L	256.2 mg/L	16:57:42
2	As 188.979†	14.4	10.5	0.0113 mg/L	0.0113 mg/L	16:58:08
2	B 182.528†	26.1	31.3	0.1004 mg/L	0.1004 mg/L	16:58:08
2	Ba 233.527†	25882.7	28370.9	0.2494 mg/L	0.2494 mg/L	16:57:48
2	Be 313.107†	1183544.4	1287106.3	0.2593 mg/L	0.2593 mg/L	16:57:42
2	Ca 315.886†	30161754.8	32862552.7	244.1 mg/L	244.1 mg/L	16:57:35
2	Cd 228.802†	17163.2	18583.4	0.4853 mg/L	0.4853 mg/L	16:57:48
2	Co 228.616†	7181.9	8017.2	0.2253 mg/L	0.2253 mg/L	16:58:08
2	Cr 267.716†	34451.4	36635.1	0.2439 mg/L	0.2439 mg/L	16:57:48
2	Cu 324.752†	65112.6	65649.8	0.2556 mg/L	0.2556 mg/L	16:57:48
2	Fe 234.349†	4052880.1	4415153.8	92.68 mg/L	92.68 mg/L	16:57:42
2	Fe 238.204†	9375749.0	10214607.9	88.07 mg/L	88.07 mg/L	16:57:35
2	Mg 279.077†	5591334.1	6091747.7	240.6 mg/L	240.6 mg/L	16:57:42
2	Mn 257.610†	190866.6	206315.8	0.2494 mg/L	0.2494 mg/L	16:57:48
2	Mo 202.031†	222.0	184.2	0.0139 mg/L	0.0139 mg/L	16:58:08
2	Ni 231.604†	10441.5	11382.5	0.4368 mg/L	0.4368 mg/L	16:57:48
2	P 214.914†	77.5	-22.3	-0.0063 mg/L	-0.0063 mg/L	16:58:08
2	Pb 220.353†	3325.2	3756.5	0.4737 mg/L	0.4737 mg/L	16:58:08
2	Sb 206.836†	51.0	34.5	0.0146 mg/L	0.0146 mg/L	16:58:08
2	Se 196.026†	3.6	15.0	0.0131 mg/L	0.0131 mg/L	16:58:08
2	Sn 189.927†	-96.3	-182.3	-0.0498 mg/L	-0.0498 mg/L	16:58:08
2	Sr 407.771†	23797.0	19838.9	0.0006 mg/L	0.0006 mg/L	16:57:48
2	Ti 337.279†	2368.0	4232.6	0.0044 mg/L	0.0044 mg/L	16:57:48
2	Tl 190.801†	49.5	55.9	0.0464 mg/L	0.0464 mg/L	16:58:08
2	V 292.402†	60940.1	67760.1	0.2498 mg/L	0.2498 mg/L	16:57:48
2	Zn 213.857†	34025.6	36431.0	0.4960 mg/L	0.4960 mg/L	16:57:48

Mean Data: ICSAB

Analyte	Mean Corrected Intensity	Calib Conc. Units	Std.Dev.	Sample Conc. Units	Std.Dev.	RSD
Y 371.029	3053852.3	0.913 mg/L	0.0066			0.72%
Ag 328.068†	156116.0	0.5305 mg/L	0.00222	0.5305 mg/L	0.00222	0.42%
QC value within limits for Ag 328.068 Recovery = 106.10%						
Al 237.313†	2188229.5	256.2 mg/L	0.02	256.2 mg/L	0.02	0.01%
QC value within limits for Al 237.313 Recovery = 102.48%						
As 188.979†	11.8	0.0138 mg/L	0.00345	0.0138 mg/L	0.00345	25.05%
QC value within limits for As 188.979 Recovery = Not calculated						
B 182.528†	33.4	0.1073 mg/L	0.00977	0.1073 mg/L	0.00977	9.10%
QC value greater than the upper limit for B 182.528 Recovery = Not calculated						
Ba 233.527†	28410.6	0.2498 mg/L	0.00049	0.2498 mg/L	0.00049	0.20%
QC value within limits for Ba 233.527 Recovery = 99.92%						
Be 313.107†	1285747.4	0.2590 mg/L	0.00038	0.2590 mg/L	0.00038	0.15%
QC value within limits for Be 313.107 Recovery = 103.59%						
Ca 315.886†	33115577.9	246.0 mg/L	2.66	246.0 mg/L	2.66	1.08%
QC value within limits for Ca 315.886 Recovery = 98.40%						
Cd 228.802†	18628.1	0.4864 mg/L	0.00163	0.4864 mg/L	0.00163	0.34%
QC value within limits for Cd 228.802 Recovery = 97.29%						
Co 228.616†	8033.9	0.2258 mg/L	0.00067	0.2258 mg/L	0.00067	0.30%
QC value within limits for Co 228.616 Recovery = 90.31%						
Cr 267.716†	36705.3	0.2444 mg/L	0.00066	0.2444 mg/L	0.00066	0.27%
QC value within limits for Cr 267.716 Recovery = 97.76%						
Cu 324.752†	65584.1	0.2554 mg/L	0.00030	0.2554 mg/L	0.00030	0.12%
QC value within limits for Cu 324.752 Recovery = 102.15%						
Fe 234.349†	4423713.6	92.86 mg/L	0.254	92.86 mg/L	0.254	0.27%
QC value within limits for Fe 234.349 Recovery = 92.86%						
Fe 238.204†	10288551.3	88.71 mg/L	0.902	88.71 mg/L	0.902	1.02%
QC value within limits for Fe 238.204 Recovery = 88.71%						
K 766.490†	97.7	0.1659 mg/L	0.00927	0.1659 mg/L	0.00927	5.59%
QC value within limits for K 766.490 Recovery = Not calculated						
Li 670.784†	65.3	0.0002 mg/L	0.00035	0.0002 mg/L	0.00035	155.10%
QC value within limits for Li 670.784 Recovery = Not calculated						

Mg 279.077†	6075418.2	239.9 mg/L	0.91	239.9 mg/L	0.91	0.38%
QC value within limits for Mg 279.077 Recovery = 95.97%						
Mn 257.610†	206947.0	0.2501 mg/L	0.00109	0.2501 mg/L	0.00109	0.44%
QC value within limits for Mn 257.610 Recovery = 100.05%						
Mo 202.031†	191.7	0.0144 mg/L	0.00078	0.0144 mg/L	0.00078	5.40%
QC value within limits for Mo 202.031 Recovery = Not calculated						
Na 589.592	1054.5	-0.0129 mg/L	0.00341	-0.0129 mg/L	0.00341	26.42%
QC value within limits for Na 589.592 Recovery = Not calculated						
Ni 231.604†	11330.3	0.4348 mg/L	0.00286	0.4348 mg/L	0.00286	0.66%
QC value within limits for Ni 231.604 Recovery = 86.96%						
P 214.914†	-25.7	-0.0087 mg/L	0.00349	-0.0087 mg/L	0.00349	39.93%
QC value within limits for P 214.914 Recovery = Not calculated						
Pb 220.353†	3763.5	0.4745 mg/L	0.00111	0.4745 mg/L	0.00111	0.23%
QC value within limits for Pb 220.353 Recovery = 94.90%						
Sb 206.836†	32.6	0.0137 mg/L	0.00139	0.0137 mg/L	0.00139	10.15%
QC value within limits for Sb 206.836 Recovery = Not calculated						
Se 196.026†	16.9	0.0160 mg/L	0.00407	0.0160 mg/L	0.00407	25.42%
QC value within limits for Se 196.026 Recovery = Not calculated						
Sn 189.927†	-194.8	-0.0534 mg/L	0.00503	-0.0534 mg/L	0.00503	9.43%
QC value less than the lower limit for Sn 189.927 Recovery = Not calculated						
Sr 407.771†	19832.6	0.0006 mg/L	0.00000	0.0006 mg/L	0.00000	0.06%
QC value within limits for Sr 407.771 Recovery = Not calculated						
Ti 337.279†	4210.7	0.0044 mg/L	0.00004	0.0044 mg/L	0.00004	0.93%
QC value within limits for Ti 337.279 Recovery = Not calculated						
Tl 190.801†	52.6	0.0437 mg/L	0.00384	0.0437 mg/L	0.00384	8.78%
QC value within limits for Tl 190.801 Recovery = Not calculated						
V 292.402†	67929.4	0.2505 mg/L	0.00090	0.2505 mg/L	0.00090	0.36%
QC value within limits for V 292.402 Recovery = 100.19%						
Zn 213.857†	36498.7	0.4970 mg/L	0.00133	0.4970 mg/L	0.00133	0.27%
QC value within limits for Zn 213.857 Recovery = 99.39%						
QC Failed. Continue with analysis.						

Sequence No.: 13

Sample ID: CCV

Analyst:

Initial Sample Wt:

Dilution:

Autosampler Location: 3

Date Collected: 7/14/2006 4:59:47 PM

Data Type: Original

Initial Sample Vol:

Sample Prep Vol:

Replicate Data: CCV

Repl#	Analyte	Net Intensity	Corrected Intensity	Calib. Conc. Units	Sample Conc. Units	Analysis Time
1	K 766.490†	45748.6	46718.6	24.14 mg/L	24.14 mg/L	17:01:25
1	Li 670.784†	16103.5	16476.6	0.4841 mg/L	0.4841 mg/L	17:01:25
1	Na 589.592	198729.8	199789.9	25.02 mg/L	25.02 mg/L	17:01:25
1	Y 371.029	3249635.8	3249635.8	0.972 mg/L		17:01:40
1	Ag 328.068†	68626.9	74054.9	0.2501 mg/L	0.2501 mg/L	17:01:46
1	Al 237.313†	20486.3	21095.9	2.474 mg/L	2.474 mg/L	17:01:46
1	As 188.979†	257.9	260.2	0.4700 mg/L	0.4700 mg/L	17:02:06
1	B 182.528†	138.3	145.2	0.4726 mg/L	0.4726 mg/L	17:02:06
1	Ba 233.527†	55088.4	56863.8	0.5002 mg/L	0.5002 mg/L	17:01:46
1	Be 313.107†	244458.9	249125.4	0.0498 mg/L	0.0498 mg/L	17:01:40
1	Ca 315.886†	660328.8	678504.6	5.042 mg/L	5.042 mg/L	17:01:40
1	Cd 228.802†	9573.1	9734.8	0.2530 mg/L	0.2530 mg/L	17:02:06
1	Co 228.616†	17123.7	17814.8	0.5008 mg/L	0.5008 mg/L	17:01:46
1	Cr 267.716†	75038.6	76323.4	0.4972 mg/L	0.4972 mg/L	17:01:46
1	Cu 324.752†	137717.1	136435.9	0.5016 mg/L	0.5016 mg/L	17:01:46
1	Fe 234.349†	117626.1	120274.1	2.516 mg/L	2.516 mg/L	17:01:46
1	Fe 238.204†	288839.2	296244.2	2.545 mg/L	2.545 mg/L	17:01:46
1	Mg 279.077†	123640.3	126789.9	5.009 mg/L	5.009 mg/L	17:01:46
1	Mn 257.610†	406145.1	416335.3	0.5055 mg/L	0.5055 mg/L	17:01:40
1	Mo 202.031†	6728.4	6866.8	0.5044 mg/L	0.5044 mg/L	17:02:06
1	Ni 231.604†	11775.9	12124.8	0.4660 mg/L	0.4660 mg/L	17:01:46
1	P 214.914†	6763.1	6853.4	5.017 mg/L	5.017 mg/L	17:02:06
1	Pb 220.353†	4218.7	4475.2	0.5105 mg/L	0.5105 mg/L	17:02:06
1	Sb 206.836†	986.5	994.2	0.4944 mg/L	0.4944 mg/L	17:02:06
1	Se 196.026†	632.9	662.4	0.9583 mg/L	0.9583 mg/L	17:02:06
1	Sn 189.927†	1792.5	1767.4	0.5031 mg/L	0.5031 mg/L	17:02:06
1	Sr 407.771†	1135375.6	1162381.1	0.0505 mg/L	0.0505 mg/L	17:01:40
1	Ti 337.279†	370430.6	382880.8	0.5001 mg/L	0.5001 mg/L	17:01:40
1	Tl 190.801†	591.4	610.5	0.5039 mg/L	0.5039 mg/L	17:02:06

1	V 292.402†	122766.6	127706.1	0.5006 mg/L	0.5006 mg/L	17:01:46
1	Zn 213.857†	35253.4	35638.5	0.4936 mg/L	0.4936 mg/L	17:01:46
2	K 766.490†	45501.5	46203.7	23.87 mg/L	23.87 mg/L	17:01:30
2	Li 670.784†	16058.3	16338.1	0.4801 mg/L	0.4801 mg/L	17:01:30
2	Na 589.592	197705.6	198765.7	24.89 mg/L	24.89 mg/L	17:01:30
2	Y 371.029	3267826.2	3267826.2	0.977 mg/L	0.977 mg/L	17:02:13
2	Ag 328.068†	68542.3	73575.2	0.2485 mg/L	0.2485 mg/L	17:02:18
2	Al 237.313†	20623.5	21119.0	2.477 mg/L	2.477 mg/L	17:02:18
2	As 188.979†	263.2	264.1	0.4773 mg/L	0.4773 mg/L	17:02:38
2	B 182.528†	144.0	150.2	0.4890 mg/L	0.4890 mg/L	17:02:38
2	Ba 233.527†	55053.5	56512.5	0.4971 mg/L	0.4971 mg/L	17:02:18
2	Be 313.107†	245748.2	249044.5	0.0497 mg/L	0.0497 mg/L	17:02:13
2	Ca 315.886†	663197.5	677657.6	5.035 mg/L	5.035 mg/L	17:02:13
2	Cd 228.802†	9619.6	9727.6	0.2528 mg/L	0.2528 mg/L	17:02:38
2	Co 228.616†	17079.9	17671.8	0.4968 mg/L	0.4968 mg/L	17:02:18
2	Cr 267.716†	75001.7	75855.8	0.4941 mg/L	0.4941 mg/L	17:02:18
2	Cu 324.752†	137063.8	134978.3	0.4962 mg/L	0.4962 mg/L	17:02:18
2	Fe 234.349†	117786.1	119764.1	2.505 mg/L	2.505 mg/L	17:02:18
2	Fe 238.204†	287971.0	293700.9	2.523 mg/L	2.523 mg/L	17:02:18
2	Mg 279.077†	123434.3	125870.8	4.972 mg/L	4.972 mg/L	17:02:18
2	Mn 257.610†	408075.6	415984.3	0.5050 mg/L	0.5050 mg/L	17:02:13
2	Mo 202.031†	6812.4	6914.2	0.5079 mg/L	0.5079 mg/L	17:02:38
2	Ni 231.604†	11894.3	12178.5	0.4681 mg/L	0.4681 mg/L	17:02:18
2	P 214.914†	6794.2	6846.6	5.012 mg/L	5.012 mg/L	17:02:38
2	Pb 220.353†	4268.3	4501.8	0.5135 mg/L	0.5135 mg/L	17:02:38
2	Sb 206.836†	996.4	998.7	0.4968 mg/L	0.4968 mg/L	17:02:38
2	Se 196.026†	644.6	670.8	0.9706 mg/L	0.9706 mg/L	17:02:38
2	Sn 189.927†	1810.1	1775.1	0.5053 mg/L	0.5053 mg/L	17:02:38
2	Sr 407.771†	1142063.4	1162721.1	0.0505 mg/L	0.0505 mg/L	17:02:13
2	Ti 337.279†	372323.2	382695.6	0.4999 mg/L	0.4999 mg/L	17:02:13
2	Tl 190.801†	597.4	613.3	0.5062 mg/L	0.5062 mg/L	17:02:38
2	V 292.402†	122428.5	126656.8	0.4966 mg/L	0.4966 mg/L	17:02:18
2	Zn 213.857†	35278.0	35461.7	0.4911 mg/L	0.4911 mg/L	17:02:18

Mean Data: CCV

Analyte	Mean Corrected Intensity	Calib Conc. Units	Std.Dev.	Sample Conc. Units	Std.Dev.	RSD
Y 371.029	3258731.0	0.974 mg/L	0.0038			0.39%
Ag 328.068†	73815.0	0.2493 mg/L	0.00115	0.2493 mg/L	0.00115	0.46%
QC value within limits for Ag 328.068 Recovery = 99.71%						
Al 237.313†	21107.5	2.476 mg/L	0.0019	2.476 mg/L	0.0019	0.08%
QC value within limits for Al 237.313 Recovery = 99.03%						
As 188.979†	262.1	0.4737 mg/L	0.00515	0.4737 mg/L	0.00515	1.09%
QC value within limits for As 188.979 Recovery = 94.73%						
B 182.528†	147.7	0.4808 mg/L	0.01160	0.4808 mg/L	0.01160	2.41%
QC value within limits for B 182.528 Recovery = 96.15%						
Ba 233.527†	56688.1	0.4987 mg/L	0.00218	0.4987 mg/L	0.00218	0.44%
QC value within limits for Ba 233.527 Recovery = 99.74%						
Be 313.107†	249085.0	0.0497 mg/L	0.00001	0.0497 mg/L	0.00001	0.02%
QC value within limits for Be 313.107 Recovery = 99.49%						
Ca 315.886†	678081.1	5.039 mg/L	0.0045	5.039 mg/L	0.0045	0.09%
QC value within limits for Ca 315.886 Recovery = 100.77%						
Cd 228.802†	9731.2	0.2529 mg/L	0.00018	0.2529 mg/L	0.00018	0.07%
QC value within limits for Cd 228.802 Recovery = 101.16%						
Co 228.616†	17743.3	0.4988 mg/L	0.00285	0.4988 mg/L	0.00285	0.57%
QC value within limits for Co 228.616 Recovery = 99.76%						
Cr 267.716†	76089.6	0.4956 mg/L	0.00216	0.4956 mg/L	0.00216	0.44%
QC value within limits for Cr 267.716 Recovery = 99.13%						
Cu 324.752†	135707.1	0.4989 mg/L	0.00382	0.4989 mg/L	0.00382	0.76%
QC value within limits for Cu 324.752 Recovery = 99.78%						
Fe 234.349†	120019.1	2.510 mg/L	0.0076	2.510 mg/L	0.0076	0.30%
QC value within limits for Fe 234.349 Recovery = 100.41%						
Fe 238.204†	294972.5	2.534 mg/L	0.0155	2.534 mg/L	0.0155	0.61%
QC value within limits for Fe 238.204 Recovery = 101.36%						
K 766.490†	46461.2	24.00 mg/L	0.187	24.00 mg/L	0.187	0.78%
QC value within limits for K 766.490 Recovery = 96.02%						
Li 670.784†	16407.3	0.4821 mg/L	0.00289	0.4821 mg/L	0.00289	0.60%
QC value within limits for Li 670.784 Recovery = 96.42%						
Mg 279.077†	126330.3	4.990 mg/L	0.0257	4.990 mg/L	0.0257	0.51%
QC value within limits for Mg 279.077 Recovery = 99.81%						
Mn 257.610†	416159.8	0.5052 mg/L	0.00030	0.5052 mg/L	0.00030	0.06%

Mo	202.031†	6890.5	0.5062 mg/L	0.00246	0.5062 mg/L	0.00246	0.49%
QC value within limits for Mo 202.031 Recovery = 101.24%							
Na	589.592	199277.8	24.95 mg/L	0.091	24.95 mg/L	0.091	0.37%
QC value within limits for Na 589.592 Recovery = 99.81%							
Ni	231.604†	12151.6	0.4671 mg/L	0.00147	0.4671 mg/L	0.00147	0.32%
QC value within limits for Ni 231.604 Recovery = 93.41%							
P	214.914†	6850.0	5.014 mg/L	0.0035	5.014 mg/L	0.0035	0.07%
QC value within limits for P 214.914 Recovery = 100.28%							
Pb	220.353†	4488.5	0.5120 mg/L	0.00216	0.5120 mg/L	0.00216	0.42%
QC value within limits for Pb 220.353 Recovery = 102.40%							
Sb	206.836†	996.5	0.4956 mg/L	0.00164	0.4956 mg/L	0.00164	0.33%
QC value within limits for Sb 206.836 Recovery = 99.12%							
Se	196.026†	666.6	0.9645 mg/L	0.00869	0.9645 mg/L	0.00869	0.90%
QC value within limits for Se 196.026 Recovery = 96.45%							
Sn	189.927†	1771.3	0.5042 mg/L	0.00156	0.5042 mg/L	0.00156	0.31%
QC value within limits for Sn 189.927 Recovery = 100.84%							
Sr	407.771†	1162551.1	0.0505 mg/L	0.00001	0.0505 mg/L	0.00001	0.02%
QC value within limits for Sr 407.771 Recovery = 100.95%							
Ti	337.279†	382788.2	0.5000 mg/L	0.00017	0.5000 mg/L	0.00017	0.03%
QC value within limits for Ti 337.279 Recovery = 100.00%							
Tl	190.801†	611.9	0.5050 mg/L	0.00164	0.5050 mg/L	0.00164	0.32%
QC value within limits for Tl 190.801 Recovery = 101.00%							
V	292.402†	127181.4	0.4986 mg/L	0.00282	0.4986 mg/L	0.00282	0.57%
QC value within limits for V 292.402 Recovery = 99.71%							
Zn	213.857†	35550.1	0.4923 mg/L	0.00175	0.4923 mg/L	0.00175	0.36%
QC value within limits for Zn 213.857 Recovery = 98.46%							

All analyte(s) passed QC.

Sequence No.: 14

Sample ID: ICCB

Analyst:

Initial Sample Wt:

Dilution:

Autosampler Location: 1

Date Collected: 7/14/2006 5:04:17 PM

Data Type: Original

Initial Sample Vol:

Sample Prep Vol:

Replicate Data: ICCB

Repl#	Analyte	Net Intensity	Corrected Intensity	Calib. Conc. Units	Sample Conc. Units	Analysis Time
1	K 766.490†	385.5	24.2	0.1282 mg/L	0.1282 mg/L	17:05:50
1	Li 670.784†	159.0	63.6	0.0002 mg/L	0.0002 mg/L	17:05:50
1	Na 589.592	-555.2	505.0	-0.0821 mg/L	-0.0821 mg/L	17:05:50
1	Y 371.029	3325585.7	3325585.7	0.994 mg/L		17:06:03
1	Ag 328.068†	-3116.8	293.3	0.0005 mg/L	0.0005 mg/L	17:06:09
1	Al 237.313†	8.3	20.8	0.0122 mg/L	0.0122 mg/L	17:06:29
1	As 188.979†	6.8	1.6	-0.0046 mg/L	-0.0046 mg/L	17:06:29
1	B 182.528†	1.8	4.6	0.0133 mg/L	0.0133 mg/L	17:06:29
1	Ba 233.527†	-155.6	13.1	0.0001 mg/L	0.0001 mg/L	17:06:29
1	Be 313.107†	2382.6	-63.1	0.0000 mg/L	0.0000 mg/L	17:06:09
1	Ca 315.886†	1333.6	268.9	0.0008 mg/L	0.0008 mg/L	17:06:09
1	Cd 228.802†	119.4	2.8	-0.0003 mg/L	-0.0003 mg/L	17:06:29
1	Co 228.616†	-203.6	-12.8	-0.0013 mg/L	-0.0013 mg/L	17:06:29
1	Cr 267.716†	936.7	39.5	-0.0002 mg/L	-0.0002 mg/L	17:06:09
1	Cu 324.752†	7289.2	2034.9	0.0035 mg/L	0.0035 mg/L	17:06:09
1	Fe 234.349†	884.3	108.6	-0.0019 mg/L	-0.0019 mg/L	17:06:29
1	Fe 238.204†	1356.1	349.3	-0.0072 mg/L	-0.0072 mg/L	17:06:29
1	Mg 279.077†	478.3	26.6	-0.0026 mg/L	-0.0026 mg/L	17:06:09
1	Mn 257.610†	1625.3	-14.0	-0.0022 mg/L	-0.0022 mg/L	17:06:29
1	Mo 202.031†	61.4	4.0	0.0007 mg/L	0.0007 mg/L	17:06:29
1	Ni 231.604†	2.0	7.6	-0.0046 mg/L	-0.0046 mg/L	17:06:29
1	P 214.914†	110.7	4.6	0.0134 mg/L	0.0134 mg/L	17:06:29
1	Pb 220.353†	-131.1	1.6	-0.0020 mg/L	-0.0020 mg/L	17:06:29
1	Sb 206.836†	33.7	12.9	0.0075 mg/L	0.0075 mg/L	17:06:29
1	Se 196.026†	-13.5	-2.5	-0.0123 mg/L	-0.0123 mg/L	17:06:29
1	Sn 189.927†	83.7	6.7	0.0004 mg/L	0.0004 mg/L	17:06:29
1	Sr 407.771†	6400.8	347.2	-0.0002 mg/L	-0.0002 mg/L	17:06:03
1	Ti 337.279†	-1529.3	114.5	-0.0010 mg/L	-0.0010 mg/L	17:06:09
1	Tl 190.801†	-0.8	1.1	-0.0005 mg/L	-0.0005 mg/L	17:06:29
1	V 292.402†	-1282.5	71.2	0.0004 mg/L	0.0004 mg/L	17:06:09
1	Zn 213.857†	679.5	40.8	0.0009 mg/L	0.0009 mg/L	17:06:29
2	K 766.490†	399.5	39.8	0.1362 mg/L	0.1362 mg/L	17:05:55

2	Li 670.784†	114.1	18.8	-0.0011 mg/L	-0.0011 mg/L	17:05:55
2	Na 589.592	-587.1	473.0	-0.0862 mg/L	-0.0862 mg/L	17:05:55
2	Y 371.029	3312968.8	3312968.8	0.991 mg/L		17:06:35
2	Ag 328.068†	-3231.5	165.5	0.0001 mg/L	0.0001 mg/L	17:06:40
2	Al 237.313†	2.3	14.8	0.0114 mg/L	0.0114 mg/L	17:07:00
2	As 188.979†	6.8	1.6	-0.0046 mg/L	-0.0046 mg/L	17:07:00
2	B 182.528†	-0.5	2.4	0.0058 mg/L	0.0058 mg/L	17:07:00
2	Ba 233.527†	-179.2	-11.2	-0.0001 mg/L	-0.0001 mg/L	17:07:00
2	Be 313.107†	2488.8	53.2	0.0000 mg/L	0.0000 mg/L	17:06:40
2	Ca 315.886†	1402.3	343.4	0.0013 mg/L	0.0013 mg/L	17:06:40
2	Cd 228.802†	118.7	2.5	-0.0003 mg/L	-0.0003 mg/L	17:07:00
2	Co 228.616†	-185.2	5.0	-0.0008 mg/L	-0.0008 mg/L	17:07:00
2	Cr 267.716†	969.9	76.6	0.0001 mg/L	0.0001 mg/L	17:06:40
2	Cu 324.752†	7194.6	1967.2	0.0033 mg/L	0.0033 mg/L	17:06:40
2	Fe 234.349†	860.4	87.9	-0.0023 mg/L	-0.0023 mg/L	17:07:00
2	Fe 238.204†	1334.0	332.1	-0.0073 mg/L	-0.0073 mg/L	17:07:00
2	Mg 279.077†	494.9	45.1	-0.0018 mg/L	-0.0018 mg/L	17:06:40
2	Mn 257.610†	1611.8	-21.5	-0.0022 mg/L	-0.0022 mg/L	17:07:00
2	Mo 202.031†	59.8	2.7	0.0006 mg/L	0.0006 mg/L	17:07:00
2	Ni 231.604†	-10.6	-5.1	-0.0051 mg/L	-0.0051 mg/L	17:07:00
2	P 214.914†	119.0	13.4	0.0198 mg/L	0.0198 mg/L	17:07:00
2	Pb 220.353†	-121.8	10.5	-0.0010 mg/L	-0.0010 mg/L	17:07:00
2	Sb 206.836†	21.0	0.2	0.0011 mg/L	0.0011 mg/L	17:07:00
2	Se 196.026†	-10.7	0.2	-0.0084 mg/L	-0.0084 mg/L	17:07:00
2	Sn 189.927†	69.8	-7.0	-0.0035 mg/L	-0.0035 mg/L	17:07:00
2	Sr 407.771†	6314.1	284.2	-0.0002 mg/L	-0.0002 mg/L	17:06:35
2	Ti 337.279†	-1545.9	91.9	-0.0010 mg/L	-0.0010 mg/L	17:06:40
2	Tl 190.801†	-0.8	1.1	-0.0005 mg/L	-0.0005 mg/L	17:07:00
2	V 292.402†	-1319.6	28.9	0.0002 mg/L	0.0002 mg/L	17:06:40
2	Zn 213.857†	674.9	38.8	0.0008 mg/L	0.0008 mg/L	17:07:00

Mean Data: ICCB

Analyte	Mean Corrected Intensity	Conc. Units	Calib	Std.Dev.	Conc. Units	Sample Std.Dev.	RSD
Y 371.029	3319277.3	0.993 mg/L		0.0027			0.27%
Ag 328.068†	229.4	0.0003 mg/L		0.00031	0.0003 mg/L	0.00031	93.50%
QC value within limits for Ag 328.068			Recovery =	Not calculated			
Al 237.313†	17.8	0.0118 mg/L		0.00050	0.0118 mg/L	0.00050	4.23%
QC value within limits for Al 237.313			Recovery =	Not calculated			
As 188.979†	1.6	-0.0046 mg/L		0.00005	-0.0046 mg/L	0.00005	1.04%
QC value within limits for As 188.979			Recovery =	Not calculated			
B 182.528†	3.5	0.0095 mg/L		0.00526	0.0095 mg/L	0.00526	55.14%
QC value within limits for B 182.528			Recovery =	Not calculated			
Ba 233.527†	0.9	0.0000 mg/L		0.00015	0.0000 mg/L	0.00015	523.67%
QC value within limits for Ba 233.527			Recovery =	Not calculated			
Be 313.107†	-4.9	0.0000 mg/L		0.00002	0.0000 mg/L	0.00002	139.74%
QC value within limits for Be 313.107			Recovery =	Not calculated			
Ca 315.886†	306.2	0.0010 mg/L		0.00039	0.0010 mg/L	0.00039	37.35%
QC value within limits for Ca 315.886			Recovery =	Not calculated			
Cd 228.802†	2.6	-0.0003 mg/L		0.00000	-0.0003 mg/L	0.00000	1.20%
QC value within limits for Cd 228.802			Recovery =	Not calculated			
Co 228.616†	-3.9	-0.0010 mg/L		0.00036	-0.0010 mg/L	0.00036	34.98%
QC value within limits for Co 228.616			Recovery =	Not calculated			
Cr 267.716†	58.0	0.0000 mg/L		0.00017	0.0000 mg/L	0.00017	407.82%
QC value within limits for Cr 267.716			Recovery =	Not calculated			
Cu 324.752†	2001.0	0.0034 mg/L		0.00018	0.0034 mg/L	0.00018	5.23%
QC value greater than the upper limit for Cu 324.752			Recovery =	Not calculated			
Fe 234.349†	98.3	-0.0021 mg/L		0.00030	-0.0021 mg/L	0.00030	14.64%
QC value within limits for Fe 234.349			Recovery =	Not calculated			
Fe 238.204†	340.7	-0.0072 mg/L		0.00010	-0.0072 mg/L	0.00010	1.45%
QC value within limits for Fe 238.204			Recovery =	Not calculated			
K 766.490†	32.0	0.1322 mg/L		0.00567	0.1322 mg/L	0.00567	4.29%
QC value greater than the upper limit for K 766.490			Recovery =	Not calculated			
Li 670.784†	41.2	-0.0005 mg/L		0.00093	-0.0005 mg/L	0.00093	192.63%
QC value within limits for Li 670.784			Recovery =	Not calculated			
Mg 279.077†	35.9	-0.0022 mg/L		0.00052	-0.0022 mg/L	0.00052	23.41%
QC value within limits for Mg 279.077			Recovery =	Not calculated			
Mn 257.610†	-17.8	-0.0022 mg/L		0.00001	-0.0022 mg/L	0.00001	0.29%
QC value within limits for Mn 257.610			Recovery =	Not calculated			
Mo 202.031†	3.3	0.0006 mg/L		0.00007	0.0006 mg/L	0.00007	11.13%
QC value within limits for Mo 202.031			Recovery =	Not calculated			

Na 589.592	489.0	-0.0841 mg/L	0.00285	-0.0841 mg/L	0.00285	3.38%
QC value within limits for Na 589.592 Recovery = Not calculated						
Ni 231.604†	1.3	-0.0049 mg/L	0.00035	-0.0049 mg/L	0.00035	7.17%
QC value less than the lower limit for Ni 231.604 Recovery = Not calculated						
P 214.914†	9.0	0.0166 mg/L	0.00454	0.0166 mg/L	0.00454	27.38%
QC value within limits for P 214.914 Recovery = Not calculated						
Pb 220.353†	6.1	-0.0015 mg/L	0.00072	-0.0015 mg/L	0.00072	47.36%
QC value within limits for Pb 220.353 Recovery = Not calculated						
Sb 206.836†	6.5	0.0043 mg/L	0.00454	0.0043 mg/L	0.00454	106.24%
QC value within limits for Sb 206.836 Recovery = Not calculated						
Se 196.026†	-1.1	-0.0104 mg/L	0.00278	-0.0104 mg/L	0.00278	26.80%
QC value within limits for Se 196.026 Recovery = Not calculated						
Sn 189.927†	-0.1	-0.0016 mg/L	0.00276	-0.0016 mg/L	0.00276	175.77%
QC value within limits for Sn 189.927 Recovery = Not calculated						
Sr 407.771†	315.7	-0.0002 mg/L	0.00000	-0.0002 mg/L	0.00000	0.83%
QC value within limits for Sr 407.771 Recovery = Not calculated						
Ti 337.279†	103.2	-0.0010 mg/L	0.00002	-0.0010 mg/L	0.00002	2.09%
QC value within limits for Ti 337.279 Recovery = Not calculated						
Tl 190.801†	1.1	-0.0005 mg/L	0.00002	-0.0005 mg/L	0.00002	3.77%
QC value within limits for Tl 190.801 Recovery = Not calculated						
V 292.402†	50.1	0.0003 mg/L	0.00012	0.0003 mg/L	0.00012	40.86%
QC value within limits for V 292.402 Recovery = Not calculated						
Zn 213.857†	39.8	0.0009 mg/L	0.00002	0.0009 mg/L	0.00002	2.02%
QC value within limits for Zn 213.857 Recovery = Not calculated						
QC Failed. Continue with analysis.						

Sequence No.: 15

Sample ID: BG61408-BLK1

Analyst:

Initial Sample Wt:

Dilution:

Autosampler Location: 9

Date Collected: 7/14/2006 5:08:38 PM

Data Type: Original

Initial Sample Vol:

Sample Prep Vol:

Replicate Data: BG61408-BLK1

Repl#	Analyte	Net Intensity	Corrected Intensity	Calib. Conc. Units	Sample Conc. Units	Analysis Time
1	K 766.490†	353.6	-19.8	0.1055 mg/L	0.1055 mg/L	17:10:14
1	Li 670.784†	106.4	7.1	-0.0015 mg/L	-0.0015 mg/L	17:10:14
1	Na 589.592	11518.8	12578.9	1.439 mg/L	1.439 mg/L	17:10:14
1	Y 371.029	3441695.8	3441695.8	1.03 mg/L		17:10:28
1	Ag 328.068†	-3488.9	37.4	-0.0003 mg/L	-0.0003 mg/L	17:10:33
1	Al 237.313†	35.8	47.3	0.0152 mg/L	0.0152 mg/L	17:10:53
1	As 188.979†	8.2	2.7	-0.0025 mg/L	-0.0025 mg/L	17:10:53
1	B 182.528†	-0.9	2.0	0.0048 mg/L	0.0048 mg/L	17:10:53
1	Ba 233.527†	-151.0	22.9	0.0002 mg/L	0.0002 mg/L	17:10:53
1	Be 313.107†	2603.0	70.2	0.0000 mg/L	0.0000 mg/L	17:10:33
1	Ca 315.886†	7511.8	6227.2	0.0450 mg/L	0.0450 mg/L	17:10:33
1	Cd 228.802†	125.8	5.0	-0.0002 mg/L	-0.0002 mg/L	17:10:53
1	Co 228.616†	-201.6	-4.0	-0.0010 mg/L	-0.0010 mg/L	17:10:53
1	Cr 267.716†	1809.4	855.8	0.0052 mg/L	0.0052 mg/L	17:10:33
1	Cu 324.752†	7055.0	1559.9	0.0018 mg/L	0.0018 mg/L	17:10:33
1	Fe 234.349†	1812.4	980.5	0.0164 mg/L	0.0164 mg/L	17:10:53
1	Fe 238.204†	3544.2	2429.5	0.0108 mg/L	0.0108 mg/L	17:10:53
1	Mg 279.077†	504.1	35.4	-0.0022 mg/L	-0.0022 mg/L	17:10:33
1	Mn 257.610†	2839.6	1110.8	-0.0009 mg/L	-0.0009 mg/L	17:10:33
1	Mo 202.031†	69.6	9.9	0.0011 mg/L	0.0011 mg/L	17:10:53
1	Ni 231.604†	59.0	63.0	-0.0025 mg/L	-0.0025 mg/L	17:10:53
1	P 214.914†	1356.9	1211.8	0.8953 mg/L	0.8953 mg/L	17:10:53
1	Pb 220.353†	-100.8	35.6	0.0019 mg/L	0.0019 mg/L	17:10:53
1	Sb 206.836†	17.7	-3.9	-0.0011 mg/L	-0.0011 mg/L	17:10:53
1	Se 196.026†	-6.6	4.7	-0.0019 mg/L	-0.0019 mg/L	17:10:53
1	Sn 189.927†	86.0	6.1	0.0002 mg/L	0.0002 mg/L	17:10:53
1	Sr 407.771†	7050.2	761.1	-0.0002 mg/L	-0.0002 mg/L	17:10:28
1	Ti 337.279†	-1295.8	393.4	-0.0006 mg/L	-0.0006 mg/L	17:10:33
1	Tl 190.801†	-0.4	1.5	-0.0002 mg/L	-0.0002 mg/L	17:10:53
1	V 292.402†	-1332.3	66.4	0.0003 mg/L	0.0003 mg/L	17:10:33
1	Zn 213.857†	1143.9	469.0	0.0068 mg/L	0.0068 mg/L	17:10:53
2	K 766.490†	372.6	-1.9	0.1147 mg/L	0.1147 mg/L	17:10:20
2	Li 670.784†	57.7	-40.4	-0.0029 mg/L	-0.0029 mg/L	17:10:20
2	Na 589.592	11450.5	12510.7	1.430 mg/L	1.430 mg/L	17:10:20
2	Y 371.029	3446279.5	3446279.5	1.03 mg/L		17:10:59

2	Ag 328.068†	-3711.2	-173.8	-0.0010 mg/L	-0.0010 mg/L	17:11:04
2	Al 237.313†	56.6	67.4	0.0175 mg/L	0.0175 mg/L	17:11:25
2	As 188.979†	3.2	-2.1	-0.0115 mg/L	-0.0115 mg/L	17:11:25
2	B 182.528†	-0.7	2.2	0.0052 mg/L	0.0052 mg/L	17:11:25
2	Ba 233.527†	-158.5	15.8	0.0002 mg/L	0.0002 mg/L	17:11:25
2	Be 313.107†	2451.6	-80.1	0.0000 mg/L	0.0000 mg/L	17:11:04
2	Ca 315.886†	7674.3	6375.2	0.0461 mg/L	0.0461 mg/L	17:11:04
2	Cd 228.802†	134.1	12.9	0.0000 mg/L	0.0000 mg/L	17:11:25
2	Co 228.616†	-195.9	1.8	-0.0009 mg/L	-0.0009 mg/L	17:11:25
2	Cr 267.716†	1716.3	763.0	0.0046 mg/L	0.0046 mg/L	17:11:04
2	Cu 324.752†	6872.5	1373.7	0.0011 mg/L	0.0011 mg/L	17:11:04
2	Fe 234.349†	1789.1	955.5	0.0159 mg/L	0.0159 mg/L	17:11:25
2	Fe 238.204†	3467.0	2349.9	0.0101 mg/L	0.0101 mg/L	17:11:25
2	Mg 279.077†	576.8	105.3	0.0005 mg/L	0.0005 mg/L	17:11:04
2	Mn 257.610†	2776.6	1046.0	-0.0009 mg/L	-0.0009 mg/L	17:11:04
2	Mo 202.031†	47.7	-11.4	-0.0005 mg/L	-0.0005 mg/L	17:11:25
2	Ni 231.604†	66.8	70.5	-0.0022 mg/L	-0.0022 mg/L	17:11:25
2	P 214.914†	1353.8	1207.0	0.8918 mg/L	0.8918 mg/L	17:11:25
2	Pb 220.353†	-102.6	34.0	0.0017 mg/L	0.0017 mg/L	17:11:25
2	Sb 206.836†	23.7	1.9	0.0018 mg/L	0.0018 mg/L	17:11:25
2	Se 196.026†	-9.1	2.2	-0.0055 mg/L	-0.0055 mg/L	17:11:25
2	Sn 189.927†	99.7	19.3	0.0040 mg/L	0.0040 mg/L	17:11:25
2	Sr 407.771†	7294.8	989.3	-0.0002 mg/L	-0.0002 mg/L	17:10:59
2	Ti 337.279†	-1372.6	320.4	-0.0007 mg/L	-0.0007 mg/L	17:11:04
2	Tl 190.801†	0.4	2.3	0.0005 mg/L	0.0005 mg/L	17:11:25
2	V 292.402†	-1265.9	132.5	0.0006 mg/L	0.0006 mg/L	17:11:04
2	Zn 213.857†	1139.3	463.1	0.0067 mg/L	0.0067 mg/L	17:11:25

 Mean Data: BG61408-BLK1

Analyte	Mean Corrected Intensity	Conc. Units	Std.Dev.	Sample Conc. Units	Std.Dev.	RSD
Y 371.029	3443987.7	1.03 mg/L	0.001			0.09%
Ag 328.068†	-68.2	-0.0007 mg/L	0.00050	-0.0007 mg/L	0.00050	74.46%
Al 237.313†	57.3	0.0164 mg/L	0.00167	0.0164 mg/L	0.00167	10.20%
As 188.979†	0.3	-0.0070 mg/L	0.00634	-0.0070 mg/L	0.00634	90.33%
B 182.528†	2.1	0.0050 mg/L	0.00029	0.0050 mg/L	0.00029	5.90%
Ba 233.527†	19.3	0.0002 mg/L	0.00005	0.0002 mg/L	0.00005	23.66%
Be 313.107†	-5.0	0.0000 mg/L	0.00002	0.0000 mg/L	0.00002	165.28%
Ca 315.886†	6301.2	0.0456 mg/L	0.00078	0.0456 mg/L	0.00078	1.71%
Cd 228.802†	8.9	-0.0001 mg/L	0.00018	-0.0001 mg/L	0.00018	176.56%
Co 228.616†	-1.1	-0.0009 mg/L	0.00012	-0.0009 mg/L	0.00012	12.44%
Cr 267.716†	809.4	0.0049 mg/L	0.00043	0.0049 mg/L	0.00043	8.80%
Cu 324.752†	1466.8	0.0014 mg/L	0.00049	0.0014 mg/L	0.00049	34.44%
Fe 234.349†	968.0	0.0162 mg/L	0.00037	0.0162 mg/L	0.00037	2.31%
Fe 238.204†	2389.7	0.0104 mg/L	0.00048	0.0104 mg/L	0.00048	4.64%
K 766.490†	-10.9	0.1101 mg/L	0.00652	0.1101 mg/L	0.00652	5.92%
Li 670.784†	-16.6	-0.0022 mg/L	0.00099	-0.0022 mg/L	0.00099	45.13%
Mg 279.077†	70.4	-0.0008 mg/L	0.00195	-0.0008 mg/L	0.00195	232.32%
Mn 257.610†	1078.4	-0.0009 mg/L	0.00006	-0.0009 mg/L	0.00006	6.20%
Mo 202.031†	-0.8	0.0003 mg/L	0.00110	0.0003 mg/L	0.00110	347.15%
Na 589.592	12544.8	1.434 mg/L	0.0061	1.434 mg/L	0.0061	0.42%
Ni 231.604†	66.7	-0.0023 mg/L	0.00021	-0.0023 mg/L	0.00021	8.88%
P 214.914†	1209.4	0.8935 mg/L	0.00245	0.8935 mg/L	0.00245	0.27%
Pb 220.353†	34.8	0.0018 mg/L	0.00013	0.0018 mg/L	0.00013	7.52%
Sb 206.836†	-1.0	0.0004 mg/L	0.00209	0.0004 mg/L	0.00209	566.03%
Se 196.026†	3.5	-0.0037 mg/L	0.00255	-0.0037 mg/L	0.00255	68.80%
Sn 189.927†	12.7	0.0021 mg/L	0.00266	0.0021 mg/L	0.00266	127.14%
Sr 407.771†	875.2	-0.0002 mg/L	0.00001	-0.0002 mg/L	0.00001	3.35%
Ti 337.279†	356.9	-0.0007 mg/L	0.00007	-0.0007 mg/L	0.00007	10.10%
Tl 190.801†	1.9	0.0001 mg/L	0.00046	0.0001 mg/L	0.00046	321.10%
V 292.402†	99.5	0.0005 mg/L	0.00016	0.0005 mg/L	0.00016	34.98%
Zn 213.857†	466.1	0.0068 mg/L	0.00006	0.0068 mg/L	0.00006	0.88%

=====
 Sequence No.: 16
 Sample ID: BG61408-BS1
 Analyst:
 Initial Sample Wt:
 Dilution:

=====
 Autosampler Location: 10
 Date Collected: 7/14/2006 5:13:02 PM
 Data Type: Original
 Initial Sample Vol:
 Sample Prep Vol:

Replicate Data: BG61408-BS1

Repl#	Analyte	Net Intensity	Corrected Intensity	Calib. Conc. Units	Sample Conc. Units	Analysis Time
1	K 766.490†	44383.7	43796.9	22.63 mg/L	22.63 mg/L	17:14:36
1	Li 670.784†	15615.5	15440.6	0.4536 mg/L	0.4536 mg/L	17:14:36
1	Na 589.592	188942.6	190002.7	23.78 mg/L	23.78 mg/L	17:14:36
1	Y 371.029	3361276.5	3361276.5	1.01 mg/L		17:14:51
1	Ag 328.068†	63796.1	66902.6	0.2259 mg/L	0.2259 mg/L	17:14:56
1	Al 237.313†	19094.8	19011.1	2.231 mg/L	2.231 mg/L	17:14:56
1	As 188.979†	238.8	232.3	0.4189 mg/L	0.4189 mg/L	17:15:16
1	B 182.528†	125.0	127.3	0.4140 mg/L	0.4140 mg/L	17:15:16
1	Ba 233.527†	51611.5	51521.3	0.4532 mg/L	0.4532 mg/L	17:14:56
1	Be 313.107†	229657.5	226042.5	0.0452 mg/L	0.0452 mg/L	17:14:51
1	Ca 315.886†	633459.8	629199.5	4.675 mg/L	4.675 mg/L	17:14:51
1	Cd 228.802†	8882.5	8720.5	0.2267 mg/L	0.2267 mg/L	17:15:16
1	Co 228.616†	15992.3	16103.8	0.4526 mg/L	0.4526 mg/L	17:14:56
1	Cr 267.716†	72038.4	70773.3	0.4610 mg/L	0.4610 mg/L	17:14:56
1	Cu 324.752†	129236.4	123290.4	0.4529 mg/L	0.4529 mg/L	17:14:56
1	Fe 234.349†	112982.5	111633.3	2.335 mg/L	2.335 mg/L	17:14:56
1	Fe 238.204†	276268.6	273863.7	2.352 mg/L	2.352 mg/L	17:14:56
1	Mg 279.077†	113735.8	112709.0	4.452 mg/L	4.452 mg/L	17:14:56
1	Mn 257.610†	386387.5	382794.4	0.4646 mg/L	0.4646 mg/L	17:14:51
1	Mo 202.031†	6446.9	6356.7	0.4670 mg/L	0.4670 mg/L	17:15:16
1	Ni 231.604†	11219.2	11168.4	0.4289 mg/L	0.4289 mg/L	17:14:56
1	P 214.914†	6154.2	6016.5	4.405 mg/L	4.405 mg/L	17:15:16
1	Pb 220.353†	3934.2	4047.8	0.4616 mg/L	0.4616 mg/L	17:15:16
1	Sb 206.836†	918.3	892.6	0.4437 mg/L	0.4437 mg/L	17:15:16
1	Se 196.026†	568.6	576.8	0.8334 mg/L	0.8334 mg/L	17:15:16
1	Sn 189.927†	1736.7	1650.6	0.4697 mg/L	0.4697 mg/L	17:15:16
1	Sr 407.771†	1084836.2	1073286.6	0.0466 mg/L	0.0466 mg/L	17:14:51
1	Ti 337.279†	342764.1	342691.5	0.4475 mg/L	0.4475 mg/L	17:14:56
1	Tl 190.801†	531.5	530.7	0.4380 mg/L	0.4380 mg/L	17:15:16
1	V 292.402†	116417.1	117192.2	0.4594 mg/L	0.4594 mg/L	17:14:56
1	Zn 213.857†	32875.1	32067.1	0.4441 mg/L	0.4441 mg/L	17:14:56
2	K 766.490†	43875.3	43271.8	22.37 mg/L	22.37 mg/L	17:14:41
2	Li 670.784†	15378.6	15198.1	0.4464 mg/L	0.4464 mg/L	17:14:41
2	Na 589.592	186366.5	187426.7	23.46 mg/L	23.46 mg/L	17:14:41
2	Y 371.029	3362756.8	3362756.8	1.01 mg/L		17:15:23
2	Ag 328.068†	64593.6	67667.8	0.2285 mg/L	0.2285 mg/L	17:15:29
2	Al 237.313†	19270.7	19177.7	2.250 mg/L	2.250 mg/L	17:15:29
2	As 188.979†	229.5	222.9	0.4016 mg/L	0.4016 mg/L	17:15:49
2	B 182.528†	130.1	132.3	0.4304 mg/L	0.4304 mg/L	17:15:49
2	Ba 233.527†	52146.1	52030.4	0.4577 mg/L	0.4577 mg/L	17:15:29
2	Be 313.107†	229846.2	226129.6	0.0452 mg/L	0.0452 mg/L	17:15:23
2	Ca 315.886†	632623.8	628090.6	4.667 mg/L	4.667 mg/L	17:15:23
2	Cd 228.802†	8895.7	8729.8	0.2270 mg/L	0.2270 mg/L	17:15:49
2	Co 228.616†	16185.9	16289.3	0.4579 mg/L	0.4579 mg/L	17:15:29
2	Cr 267.716†	72524.9	71225.6	0.4639 mg/L	0.4639 mg/L	17:15:29
2	Cu 324.752†	132610.1	126589.0	0.4651 mg/L	0.4651 mg/L	17:15:29
2	Fe 234.349†	113648.4	112246.1	2.347 mg/L	2.347 mg/L	17:15:29
2	Fe 238.204†	279018.6	276477.7	2.374 mg/L	2.374 mg/L	17:15:29
2	Mg 279.077†	114808.3	113725.8	4.492 mg/L	4.492 mg/L	17:15:29
2	Mn 257.610†	385956.1	382196.1	0.4638 mg/L	0.4638 mg/L	17:15:23
2	Mo 202.031†	6434.9	6341.9	0.4659 mg/L	0.4659 mg/L	17:15:49
2	Ni 231.604†	11521.1	11463.7	0.4403 mg/L	0.4403 mg/L	17:15:29
2	P 214.914†	6124.1	5983.8	4.381 mg/L	4.381 mg/L	17:15:49
2	Pb 220.353†	3923.7	4035.7	0.4602 mg/L	0.4602 mg/L	17:15:49
2	Sb 206.836†	903.6	877.7	0.4361 mg/L	0.4361 mg/L	17:15:49
2	Se 196.026†	574.2	582.1	0.8411 mg/L	0.8411 mg/L	17:15:49
2	Sn 189.927†	1732.2	1645.3	0.4682 mg/L	0.4682 mg/L	17:15:49
2	Sr 407.771†	1085370.3	1073342.7	0.0466 mg/L	0.0466 mg/L	17:15:23
2	Ti 337.279†	346026.7	345786.1	0.4516 mg/L	0.4516 mg/L	17:15:29
2	Tl 190.801†	541.0	540.0	0.4456 mg/L	0.4456 mg/L	17:15:49
2	V 292.402†	117479.9	118198.2	0.4633 mg/L	0.4633 mg/L	17:15:29
2	Zn 213.857†	33034.8	32211.5	0.4460 mg/L	0.4460 mg/L	17:15:29

Mean Data: BG61408-BS1

Analyte	Mean Corrected Intensity	Calib Conc. Units	Std.Dev.	Sample Conc. Units	Std.Dev.	RSD
Y 371.029	3362016.6	1.01 mg/L	0.000			0.03%
Ag 328.068†	67285.2	0.2272 mg/L	0.00183	0.2272 mg/L	0.00183	0.80%

Al 237.313†	19094.4	2.240 mg/L	0.0138	2.240 mg/L	0.0138	0.62%
As 188.979†	227.6	0.4103 mg/L	0.01224	0.4103 mg/L	0.01224	2.98%
B 182.528†	129.8	0.4222 mg/L	0.01158	0.4222 mg/L	0.01158	2.74%
Ba 233.527†	51775.9	0.4555 mg/L	0.00316	0.4555 mg/L	0.00316	0.69%
Be 313.107†	226086.0	0.0452 mg/L	0.00001	0.0452 mg/L	0.00001	0.02%
Ca 315.886†	628645.1	4.671 mg/L	0.0058	4.671 mg/L	0.0058	0.12%
Cd 228.802†	8725.1	0.2268 mg/L	0.00026	0.2268 mg/L	0.00026	0.12%
Co 228.616†	16196.6	0.4552 mg/L	0.00370	0.4552 mg/L	0.00370	0.81%
Cr 267.716†	70999.5	0.4625 mg/L	0.00209	0.4625 mg/L	0.00209	0.45%
Cu 324.752†	124939.7	0.4590 mg/L	0.00864	0.4590 mg/L	0.00864	1.88%
Fe 234.349†	111939.7	2.341 mg/L	0.0090	2.341 mg/L	0.0090	0.38%
Fe 238.204†	275170.7	2.363 mg/L	0.0159	2.363 mg/L	0.0159	0.67%
K 766.490†	43534.4	22.50 mg/L	0.191	22.50 mg/L	0.191	0.85%
Li 670.784†	15319.3	0.4500 mg/L	0.00506	0.4500 mg/L	0.00506	1.12%
Mg 279.077†	113217.4	4.472 mg/L	0.0284	4.472 mg/L	0.0284	0.63%
Mn 257.610†	382495.2	0.4642 mg/L	0.00052	0.4642 mg/L	0.00052	0.11%
Mo 202.031†	6349.3	0.4665 mg/L	0.00077	0.4665 mg/L	0.00077	0.16%
Na 589.592	188714.7	23.62 mg/L	0.229	23.62 mg/L	0.229	0.97%
Ni 231.604†	11316.0	0.4346 mg/L	0.00810	0.4346 mg/L	0.00810	1.86%
P 214.914†	6000.2	4.393 mg/L	0.0169	4.393 mg/L	0.0169	0.38%
Pb 220.353†	4041.8	0.4609 mg/L	0.00099	0.4609 mg/L	0.00099	0.21%
Sb 206.836†	885.2	0.4399 mg/L	0.00539	0.4399 mg/L	0.00539	1.23%
Se 196.026†	579.5	0.8373 mg/L	0.00549	0.8373 mg/L	0.00549	0.66%
Sn 189.927†	1648.0	0.4690 mg/L	0.00106	0.4690 mg/L	0.00106	0.23%
Sr 407.771†	1073314.7	0.0466 mg/L	0.00000	0.0466 mg/L	0.00000	0.00%
Ti 337.279†	344238.8	0.4495 mg/L	0.00286	0.4495 mg/L	0.00286	0.64%
Tl 190.801†	535.3	0.4418 mg/L	0.00533	0.4418 mg/L	0.00533	1.21%
V 292.402†	117695.2	0.4614 mg/L	0.00273	0.4614 mg/L	0.00273	0.59%
Zn 213.857†	32139.3	0.4450 mg/L	0.00137	0.4450 mg/L	0.00137	0.31%

Sequence No.: 17

Sample ID: BG61408-BSD1

Analyst:

Initial Sample Wt:

Dilution:

Autosampler Location: 11

Date Collected: 7/14/2006 5:17:26 PM

Data Type: Original

Initial Sample Vol:

Sample Prep Vol:

 Replicate Data: BG61408-BSD1

Repl#	Analyte	Net		Calib.	Sample		Analysis Time
		Intensity	Corrected Intensity		Conc.	Units	
1	K 766.490†	40941.7	40370.3	20.87	mg/L	20.87	17:18:59
1	Li 670.784†	14105.0	13937.0	0.4093	mg/L	0.4093	17:18:59
1	Na 589.592	182119.1	183179.2	22.92	mg/L	22.92	17:18:59
1	Y 371.029	3361437.9	3361437.9	1.01	mg/L		17:19:15
1	Ag 328.068†	63341.2	66447.0	0.2243	mg/L	0.2243	17:19:20
1	Al 237.313†	18810.8	18727.7	2.197	mg/L	2.197	17:19:20
1	As 188.979†	224.6	218.2	0.3929	mg/L	0.3929	17:19:40
1	B 182.528†	125.4	127.7	0.4152	mg/L	0.4152	17:19:40
1	Ba 233.527†	51104.0	51014.0	0.4488	mg/L	0.4488	17:19:20
1	Be 313.107†	227893.4	224276.4	0.0448	mg/L	0.0448	17:19:15
1	Ca 315.886†	626600.9	622345.2	4.624	mg/L	4.624	17:19:15
1	Cd 228.802†	8800.1	8638.1	0.2246	mg/L	0.2246	17:19:40
1	Co 228.616†	15791.8	15903.5	0.4470	mg/L	0.4470	17:19:20
1	Cr 267.716†	71255.9	69991.4	0.4559	mg/L	0.4559	17:19:20
1	Cu 324.752†	127706.9	121762.5	0.4472	mg/L	0.4472	17:19:20
1	Fe 234.349†	111050.0	109705.2	2.294	mg/L	2.294	17:19:20
1	Fe 238.204†	272108.6	269711.6	2.316	mg/L	2.316	17:19:20
1	Mg 279.077†	112567.5	111541.2	4.406	mg/L	4.406	17:19:20
1	Mn 257.610†	382722.2	379129.2	0.4601	mg/L	0.4601	17:19:15
1	Mo 202.031†	6349.5	6259.6	0.4599	mg/L	0.4599	17:19:40
1	Ni 231.604†	10920.5	10870.6	0.4173	mg/L	0.4173	17:19:20
1	P 214.914†	6083.4	5945.7	4.354	mg/L	4.354	17:19:40
1	Pb 220.353†	3876.3	3990.1	0.4549	mg/L	0.4549	17:19:40
1	Sb 206.836†	905.6	879.9	0.4374	mg/L	0.4374	17:19:40
1	Se 196.026†	555.2	563.4	0.8139	mg/L	0.8139	17:19:40
1	Sn 189.927†	1723.3	1637.2	0.4659	mg/L	0.4659	17:19:40
1	Sr 407.771†	1074388.8	1062840.5	0.0461	mg/L	0.0461	17:19:15
1	Ti 337.279†	341078.1	340997.7	0.4453	mg/L	0.4453	17:19:15
1	Tl 190.801†	536.9	536.1	0.4424	mg/L	0.4424	17:19:40
1	V 292.402†	115132.0	115908.1	0.4544	mg/L	0.4544	17:19:20
1	Zn 213.857†	32335.3	31528.5	0.4367	mg/L	0.4367	17:19:20

2	K 766.490†	40484.2	40180.4	20.78 mg/L	20.78 mg/L	17:19:05
2	Li 670.784†	13989.4	13913.7	0.4086 mg/L	0.4086 mg/L	17:19:05
2	Na 589.592	182842.7	183902.8	23.02 mg/L	23.02 mg/L	17:19:05
2	Y 371.029	3339445.0	3339445.0	0.999 mg/L		17:19:47
2	Ag 328.068†	63745.8	67267.3	0.2271 mg/L	0.2271 mg/L	17:19:53
2	Al 237.313†	19014.9	19055.3	2.236 mg/L	2.236 mg/L	17:19:53
2	As 188.979†	223.5	218.6	0.3936 mg/L	0.3936 mg/L	17:20:13
2	B 182.528†	124.3	127.4	0.4143 mg/L	0.4143 mg/L	17:20:13
2	Ba 233.527†	51667.1	51912.7	0.4567 mg/L	0.4567 mg/L	17:19:53
2	Be 313.107†	225686.4	223559.4	0.0447 mg/L	0.0447 mg/L	17:19:47
2	Ca 315.886†	619193.1	619032.2	4.600 mg/L	4.600 mg/L	17:19:47
2	Cd 228.802†	8784.4	8680.0	0.2258 mg/L	0.2258 mg/L	17:20:13
2	Co 228.616†	16077.2	16292.8	0.4580 mg/L	0.4580 mg/L	17:19:53
2	Cr 267.716†	71752.3	70955.4	0.4622 mg/L	0.4622 mg/L	17:19:53
2	Cu 324.752†	127612.7	122505.0	0.4500 mg/L	0.4500 mg/L	17:19:53
2	Fe 234.349†	112459.7	111844.6	2.339 mg/L	2.339 mg/L	17:19:53
2	Fe 238.204†	275762.6	275154.0	2.363 mg/L	2.363 mg/L	17:19:53
2	Mg 279.077†	113419.5	113132.0	4.469 mg/L	4.469 mg/L	17:19:53
2	Mn 257.610†	379077.5	377986.9	0.4587 mg/L	0.4587 mg/L	17:19:47
2	Mo 202.031†	6391.8	6343.5	0.4660 mg/L	0.4660 mg/L	17:20:13
2	Ni 231.604†	10879.0	10900.6	0.4185 mg/L	0.4185 mg/L	17:19:53
2	P 214.914†	6071.8	5974.0	4.374 mg/L	4.374 mg/L	17:20:13
2	Pb 220.353†	3879.4	4018.6	0.4582 mg/L	0.4582 mg/L	17:20:13
2	Sb 206.836†	901.4	881.7	0.4381 mg/L	0.4381 mg/L	17:20:13
2	Se 196.026†	545.5	557.4	0.8051 mg/L	0.8051 mg/L	17:20:13
2	Sn 189.927†	1720.1	1645.2	0.4682 mg/L	0.4682 mg/L	17:20:13
2	Sr 407.771†	1066428.3	1061908.1	0.0461 mg/L	0.0461 mg/L	17:19:47
2	Ti 337.279†	337896.9	340046.7	0.4441 mg/L	0.4441 mg/L	17:19:47
2	Tl 190.801†	544.5	547.2	0.4515 mg/L	0.4515 mg/L	17:20:13
2	V 292.402†	115821.4	117352.9	0.4600 mg/L	0.4600 mg/L	17:19:53
2	Zn 213.857†	32712.7	32118.3	0.4449 mg/L	0.4449 mg/L	17:19:53

 Mean Data: BG61408-BSD1

Analyte	Mean Corrected Intensity	Conc. Units	Std.Dev.	Sample Conc. Units	Std.Dev.	RSD
Y 371.029	3350441.4	1.00 mg/L	0.005			0.46%
Ag 328.068†	66857.2	0.2257 mg/L	0.00196	0.2257 mg/L	0.00196	0.87%
Al 237.313†	18891.5	2.217 mg/L	0.0271	2.217 mg/L	0.0271	1.22%
As 188.979†	218.4	0.3933 mg/L	0.00050	0.3933 mg/L	0.00050	0.13%
B 182.528†	127.5	0.4148 mg/L	0.00069	0.4148 mg/L	0.00069	0.17%
Ba 233.527†	51463.3	0.4527 mg/L	0.00559	0.4527 mg/L	0.00559	1.23%
Be 313.107†	223917.9	0.0447 mg/L	0.00010	0.0447 mg/L	0.00010	0.22%
Ca 315.886†	620688.7	4.612 mg/L	0.0174	4.612 mg/L	0.0174	0.38%
Cd 228.802†	8659.1	0.2252 mg/L	0.00081	0.2252 mg/L	0.00081	0.36%
Co 228.616†	16098.2	0.4525 mg/L	0.00777	0.4525 mg/L	0.00777	1.72%
Cr 267.716†	70473.4	0.4590 mg/L	0.00445	0.4590 mg/L	0.00445	0.97%
Cu 324.752†	122133.7	0.4486 mg/L	0.00195	0.4486 mg/L	0.00195	0.43%
Fe 234.349†	110774.9	2.317 mg/L	0.0317	2.317 mg/L	0.0317	1.37%
Fe 238.204†	272432.8	2.340 mg/L	0.0332	2.340 mg/L	0.0332	1.42%
K 766.490†	40275.3	20.82 mg/L	0.069	20.82 mg/L	0.069	0.33%
Li 670.784†	13925.3	0.4089 mg/L	0.00049	0.4089 mg/L	0.00049	0.12%
Mg 279.077†	112336.6	4.437 mg/L	0.0444	4.437 mg/L	0.0444	1.00%
Mn 257.610†	378558.1	0.4594 mg/L	0.00098	0.4594 mg/L	0.00098	0.21%
Mo 202.031†	6301.5	0.4629 mg/L	0.00436	0.4629 mg/L	0.00436	0.94%
Na 589.592	183541.0	22.97 mg/L	0.064	22.97 mg/L	0.064	0.28%
Ni 231.604†	10885.6	0.4179 mg/L	0.00083	0.4179 mg/L	0.00083	0.20%
P 214.914†	5959.8	4.364 mg/L	0.0146	4.364 mg/L	0.0146	0.33%
Pb 220.353†	4004.4	0.4566 mg/L	0.00231	0.4566 mg/L	0.00231	0.51%
Sb 206.836†	880.8	0.4378 mg/L	0.00053	0.4378 mg/L	0.00053	0.12%
Se 196.026†	560.4	0.8095 mg/L	0.00623	0.8095 mg/L	0.00623	0.77%
Sn 189.927†	1641.2	0.4671 mg/L	0.00162	0.4671 mg/L	0.00162	0.35%
Sr 407.771†	1062374.3	0.0461 mg/L	0.00003	0.0461 mg/L	0.00003	0.06%
Ti 337.279†	340522.2	0.4447 mg/L	0.00088	0.4447 mg/L	0.00088	0.20%
Tl 190.801†	541.7	0.4470 mg/L	0.00642	0.4470 mg/L	0.00642	1.44%
V 292.402†	116630.5	0.4572 mg/L	0.00401	0.4572 mg/L	0.00401	0.88%
Zn 213.857†	31823.4	0.4408 mg/L	0.00580	0.4408 mg/L	0.00580	1.32%

 Duplicate Check: BG61408-BSD1

Analyte	Expected Conc.	Measured Conc.	Std. Dev.	Units	Difference (%)
---------	----------------	----------------	-----------	-------	----------------

K 766.490	22.50	20.82	0.069	mg/L	7.7
Li 670.784	0.4500	0.4089	0.000	mg/L	9.6
Na 589.592	23.62	22.97	0.064	mg/L	2.8
Y 371.029			0.000	mg/L	Not calculated
Ag 328.068	0.2272	0.2257	0.002	mg/L	0.6
Al 237.313	2.240	2.217	0.027	mg/L	1.1
As 188.979	0.4103	0.3933	0.000	mg/L	4.2
B 182.528	0.4222	0.4148	0.001	mg/L	1.8
Ba 233.527	0.4555	0.4527	0.006	mg/L	0.6
Be 313.107	0.0452	0.0447	0.000	mg/L	1.0
Ca 315.886	4.671	4.612	0.017	mg/L	1.3
Cd 228.802	0.2268	0.2252	0.001	mg/L	0.7
Co 228.616	0.4552	0.4525	0.008	mg/L	0.6
Cr 267.716	0.4625	0.4590	0.004	mg/L	0.7
Cu 324.752	0.4590	0.4486	0.002	mg/L	2.3
Fe 234.349	2.341	2.317	0.032	mg/L	1.0
Fe 238.204	2.363	2.340	0.033	mg/L	1.0
Mg 279.077	4.472	4.437	0.044	mg/L	0.8
Mn 257.610	0.4642	0.4594	0.001	mg/L	1.0
Mo 202.031	0.4665	0.4629	0.004	mg/L	0.8
Ni 231.604	0.4346	0.4179	0.001	mg/L	3.9
P 214.914	4.393	4.364	0.015	mg/L	0.7
Pb 220.353	0.4609	0.4566	0.002	mg/L	0.9
Sb 206.836	0.4399	0.4378	0.001	mg/L	0.5
Se 196.026	0.8373	0.8095	0.006	mg/L	3.4
Sn 189.927	0.4690	0.4671	0.002	mg/L	0.4
Sr 407.771	0.0466	0.0461	0.000	mg/L	1.0
Ti 337.279	0.4495	0.4447	0.001	mg/L	1.1
Tl 190.801	0.4418	0.4470	0.006	mg/L	1.2
V 292.402	0.4614	0.4572	0.004	mg/L	0.9
Zn 213.857	0.4450	0.4408	0.006	mg/L	1.0

Sequence No.: 18

Sample ID: BG61408-SRM1

Analyst:

Initial Sample Wt:

Dilution:

Autosampler Location: 12

Date Collected: 7/14/2006 5:21:51 PM

Data Type: Original

Initial Sample Vol:

Sample Prep Vol:

Replicate Data: BG61408-SRM1

Repl#	Analyte	Net Intensity	Corrected Intensity	Calib. Conc. Units	Sample Conc. Units	Analysis Time
1	K 766.490†	37975.6	35516.0	18.38 mg/L	18.38 mg/L	17:23:29
1	Li 670.784†	1872.2	1672.6	0.0476 mg/L	0.0476 mg/L	17:23:29
1	Na 589.592	61037.4	62097.6	7.675 mg/L	7.675 mg/L	17:23:29
1	Y 371.029	3539747.4	3539747.4	1.06 mg/L		17:23:55
1	Ag 328.068†	221217.5	212434.3	0.7204 mg/L	0.7204 mg/L	17:23:55
1	Al 237.313†	424454.3	401037.6	46.69 mg/L	46.69 mg/L	17:23:55
1	As 188.979†	390.8	363.9	0.6600 mg/L	0.6600 mg/L	17:24:16
1	B 182.528†	270.9	258.8	0.8438 mg/L	0.8438 mg/L	17:24:16
1	Ba 233.527†	156787.0	148302.3	1.305 mg/L	1.305 mg/L	17:23:55
1	Be 313.107†	6660282.2	6290187.4	1.263 mg/L	1.263 mg/L	17:23:47
1	Ca 315.886†	5356713.3	5059960.2	37.59 mg/L	37.59 mg/L	17:23:47
1	Cd 228.802†	78688.7	74227.9	1.932 mg/L	1.932 mg/L	17:23:55
1	Co 228.616†	22401.9	21357.4	0.5987 mg/L	0.5987 mg/L	17:24:16
1	Cr 267.716†	80957.3	75586.1	0.4955 mg/L	0.4955 mg/L	17:23:55
1	Cu 324.752†	324640.6	301425.5	1.127 mg/L	1.127 mg/L	17:23:55
1	Fe 234.349†	3930357.6	3712628.4	77.93 mg/L	77.93 mg/L	17:23:47
1	Fe 238.204†	9250248.8	8738637.3	75.34 mg/L	75.34 mg/L	17:23:47
1	Mg 279.077†	441311.2	416497.2	16.44 mg/L	16.44 mg/L	17:23:55
1	Mn 257.610†	2214735.0	2090837.1	2.547 mg/L	2.547 mg/L	17:23:55
1	Mo 202.031†	7479.5	7008.9	0.5149 mg/L	0.5149 mg/L	17:24:16
1	Ni 231.604†	11438.1	10812.4	0.4152 mg/L	0.4152 mg/L	17:24:16
1	P 214.914†	12064.3	11291.6	8.259 mg/L	8.259 mg/L	17:24:16
1	Pb 220.353†	6095.6	5892.6	0.6774 mg/L	0.6774 mg/L	17:24:16
1	Sb 206.836†	1148.3	1063.9	0.5289 mg/L	0.5289 mg/L	17:24:16
1	Se 196.026†	500.7	484.1	0.6981 mg/L	0.6981 mg/L	17:24:16
1	Sn 189.927†	6003.3	5594.5	1.599 mg/L	1.599 mg/L	17:24:16
1	Sr 407.771†	Saturated2	Saturated2			17:24:16
Saturated in preshot (code 2)						
1	Ti 337.279†	1192643.2	1128463.9	1.476 mg/L	1.476 mg/L	17:23:55

1	Tl 190.801†	1797.3	1699.9	1.433 mg/L	1.433 mg/L	17:24:16
1	V 292.402†	143803.0	137226.3	0.5265 mg/L	0.5265 mg/L	17:23:55
1	Zn 213.857†	71257.7	66681.8	0.9192 mg/L	0.9192 mg/L	17:23:55
2	K 766.490†	36936.7	34507.2	17.86 mg/L	17.86 mg/L	17:23:34
2	Li 670.784†	1810.0	1612.4	0.0458 mg/L	0.0458 mg/L	17:23:34
2	Na 589.592	60685.1	61745.2	7.631 mg/L	7.631 mg/L	17:23:34
2	Y 371.029	3542504.1	3542504.1	1.06 mg/L	1.06 mg/L	17:24:33
2	Ag 328.068†	221898.7	212914.7	0.7220 mg/L	0.7220 mg/L	17:24:33
2	Al 237.313†	425172.4	401403.5	46.74 mg/L	46.74 mg/L	17:24:33
2	As 188.979†	382.0	355.4	0.6443 mg/L	0.6443 mg/L	17:24:54
2	B 182.528†	268.3	256.2	0.8353 mg/L	0.8353 mg/L	17:24:54
2	Ba 233.527†	156802.3	148201.5	1.304 mg/L	1.304 mg/L	17:24:33
2	Be 313.107†	6647096.3	6272842.3	1.260 mg/L	1.260 mg/L	17:24:25
2	Ca 315.886†	5354592.5	5054019.6	37.55 mg/L	37.55 mg/L	17:24:25
2	Cd 228.802†	78726.8	74206.0	1.932 mg/L	1.932 mg/L	17:24:33
2	Co 228.616†	22324.3	21267.6	0.5962 mg/L	0.5962 mg/L	17:24:54
2	Cr 267.716†	81091.5	75653.3	0.4960 mg/L	0.4960 mg/L	17:24:33
2	Cu 324.752†	330293.9	306523.9	1.145 mg/L	1.145 mg/L	17:24:33
2	Fe 234.349†	3910683.7	3691165.2	77.48 mg/L	77.48 mg/L	17:24:25
2	Fe 238.204†	9232407.2	8714992.6	75.14 mg/L	75.14 mg/L	17:24:25
2	Mg 279.077†	441013.5	415891.7	16.42 mg/L	16.42 mg/L	17:24:33
2	Mn 257.610†	2213873.4	2088395.4	2.544 mg/L	2.544 mg/L	17:24:33
2	Mo 202.031†	7508.9	7031.2	0.5165 mg/L	0.5165 mg/L	17:24:54
2	Ni 231.604†	11260.6	10636.4	0.4084 mg/L	0.4084 mg/L	17:24:54
2	P 214.914†	12002.9	11224.8	8.210 mg/L	8.210 mg/L	17:24:54
2	Pb 220.353†	6094.0	5886.6	0.6767 mg/L	0.6767 mg/L	17:24:54
2	Sb 206.836†	1156.9	1071.1	0.5325 mg/L	0.5325 mg/L	17:24:54
2	Se 196.026†	498.5	481.7	0.6945 mg/L	0.6945 mg/L	17:24:54
2	Sn 189.927†	5985.0	5572.8	1.592 mg/L	1.592 mg/L	17:24:54
2	Sr 407.771†	Saturated2	Saturated2			17:24:54
Saturated in preshot (code 2)						
2	Ti 337.279†	1194235.7	1129090.5	1.477 mg/L	1.477 mg/L	17:24:33
2	Tl 190.801†	1799.3	1700.6	1.434 mg/L	1.434 mg/L	17:24:54
2	V 292.402†	144556.1	137831.6	0.5289 mg/L	0.5289 mg/L	17:24:33
2	Zn 213.857†	71573.5	66927.6	0.9227 mg/L	0.9227 mg/L	17:24:33

Mean Data: BG61408-SRM1

Analyte	Mean Corrected Intensity	Calib Conc. Units	Std.Dev.	Sample Conc. Units	Std.Dev.	RSD
Y 371.029	3541125.7	1.06 mg/L	0.001			0.06%
Ag 328.068†	212674.5	0.7212 mg/L	0.00114	0.7212 mg/L	0.00114	0.16%
Al 237.313†	401220.6	46.71 mg/L	0.032	46.71 mg/L	0.032	0.07%
As 188.979†	359.7	0.6522 mg/L	0.01113	0.6522 mg/L	0.01113	1.71%
B 182.528†	257.5	0.8395 mg/L	0.00601	0.8395 mg/L	0.00601	0.72%
Ba 233.527†	148251.9	1.304 mg/L	0.0006	1.304 mg/L	0.0006	0.05%
Be 313.107†	6281514.9	1.262 mg/L	0.0025	1.262 mg/L	0.0025	0.20%
Ca 315.886†	5056989.9	37.57 mg/L	0.031	37.57 mg/L	0.031	0.08%
Cd 228.802†	74217.0	1.932 mg/L	0.0004	1.932 mg/L	0.0004	0.02%
Co 228.616†	21312.5	0.5975 mg/L	0.00179	0.5975 mg/L	0.00179	0.30%
Cr 267.716†	75619.7	0.4958 mg/L	0.00029	0.4958 mg/L	0.00029	0.06%
Cu 324.752†	303974.7	1.136 mg/L	0.0133	1.136 mg/L	0.0133	1.17%
Fe 234.349†	3701896.8	77.70 mg/L	0.319	77.70 mg/L	0.319	0.41%
Fe 238.204†	8726815.0	75.24 mg/L	0.144	75.24 mg/L	0.144	0.19%
K 766.490†	35011.6	18.12 mg/L	0.367	18.12 mg/L	0.367	2.02%
Li 670.784†	1642.5	0.0467 mg/L	0.00125	0.0467 mg/L	0.00125	2.68%
Mg 279.077†	416194.5	16.43 mg/L	0.017	16.43 mg/L	0.017	0.10%
Mn 257.610†	2089616.3	2.545 mg/L	0.0021	2.545 mg/L	0.0021	0.08%
Mo 202.031†	7020.1	0.5157 mg/L	0.00115	0.5157 mg/L	0.00115	0.22%
Na 589.592	61921.4	7.653 mg/L	0.0314	7.653 mg/L	0.0314	0.41%
Ni 231.604†	10724.4	0.4118 mg/L	0.00483	0.4118 mg/L	0.00483	1.17%
P 214.914†	11258.2	8.235 mg/L	0.0345	8.235 mg/L	0.0345	0.42%
Pb 220.353†	5889.6	0.6770 mg/L	0.00046	0.6770 mg/L	0.00046	0.07%
Sb 206.836†	1067.5	0.5307 mg/L	0.00257	0.5307 mg/L	0.00257	0.49%
Se 196.026†	482.9	0.6963 mg/L	0.00250	0.6963 mg/L	0.00250	0.36%
Sn 189.927†	5583.7	1.595 mg/L	0.0044	1.595 mg/L	0.0044	0.28%
Sr 407.771†	Saturated2					
Ti 337.279†	1128777.2	1.477 mg/L	0.0006	1.477 mg/L	0.0006	0.04%
Tl 190.801†	1700.3	1.433 mg/L	0.0003	1.433 mg/L	0.0003	0.02%
V 292.402†	137529.0	0.5277 mg/L	0.00171	0.5277 mg/L	0.00171	0.32%
Zn 213.857†	66804.7	0.9210 mg/L	0.00248	0.9210 mg/L	0.00248	0.27%

Sequence No.: 19
 Sample ID: 0607173-01
 Analyst:
 Initial Sample Wt:
 Dilution:

Autosampler Location: 13
 Date Collected: 7/14/2006 5:26:31 PM
 Data Type: Original
 Initial Sample Vol:
 Sample Prep Vol:

 Replicate Data: 0607173-01

Repl#	Analyte	Net		Calib.	Sample		Analysis Time
		Intensity	Corrected Intensity		Conc. Units	Conc. Units	
1	K 766.490†	17246.9	15983.5	8.334 mg/L	8.334 mg/L	17:28:06	
1	Li 670.784†	3236.0	2970.8	0.0859 mg/L	0.0859 mg/L	17:28:06	
1	Na 589.592	48747.5	49807.6	6.127 mg/L	6.127 mg/L	17:28:06	
1	Y 371.029	3528468.0	3528468.0	1.06 mg/L		17:28:30	
1	Ag 328.068†	129898.9	126548.7	0.4316 mg/L	0.4316 mg/L	17:28:35	
1	Al 237.313†	568172.8	538539.1	62.66 mg/L	62.66 mg/L	17:28:30	
1	As 188.979†	55.0	46.8	0.0750 mg/L	0.0750 mg/L	17:28:56	
1	B 182.528†	26.5	28.0	0.0895 mg/L	0.0895 mg/L	17:28:56	
1	Ba 233.527†	79984.5	75980.7	0.6682 mg/L	0.6682 mg/L	17:28:35	
1	Be 313.107†	27985.0	24065.6	0.0027 mg/L	0.0027 mg/L	17:28:35	
1	Ca 315.886†	3450648.9	3269528.8	24.29 mg/L	24.29 mg/L	17:28:30	
1	Cd 228.802†	728.0	572.7	0.0152 mg/L	0.0152 mg/L	17:28:56	
1	Co 228.616†	1845.3	1941.0	0.0469 mg/L	0.0469 mg/L	17:28:56	
1	Cr 267.716†	20448.8	18479.3	0.1256 mg/L	0.1256 mg/L	17:28:35	
1	Cu 324.752†	1830846.5	1730021.1	6.421 mg/L	6.421 mg/L	17:28:30	
1	Fe 234.349†	5748707.4	5447971.0	114.4 mg/L	114.4 mg/L	17:28:23	
1	Fe 238.204†	13294916.7	12600200.6	108.6 mg/L	108.6 mg/L	17:28:23	
1	Mg 279.077†	446940.6	423165.8	16.69 mg/L	16.69 mg/L	17:28:30	
1	Mn 257.610†	1717082.9	1625840.5	1.980 mg/L	1.980 mg/L	17:28:30	
1	Mo 202.031†	223.7	154.3	0.0117 mg/L	0.0117 mg/L	17:28:56	
1	Ni 231.604†	10269.3	9739.1	0.3729 mg/L	0.3729 mg/L	17:28:35	
1	P 214.914†	11601.8	10889.7	7.965 mg/L	7.965 mg/L	17:28:56	
1	Pb 220.353†	80828.0	76744.1	8.774 mg/L	8.774 mg/L	17:28:35	
1	Sb 206.836†	34.4	11.5	0.0025 mg/L	0.0025 mg/L	17:28:56	
1	Se 196.026†	-1.3	9.8	0.0056 mg/L	0.0056 mg/L	17:28:56	
1	Sn 189.927†	2305.3	2107.6	0.6075 mg/L	0.6075 mg/L	17:28:56	
1	Sr 407.771†	6067977.9	5745273.5	0.2504 mg/L	0.2504 mg/L	17:28:23	
1	Ti 337.279†	2611175.9	2476582.5	3.241 mg/L	3.241 mg/L	17:28:30	
1	Tl 190.801†	13.7	14.9	0.0370 mg/L	0.0370 mg/L	17:28:56	
1	V 292.402†	123066.7	118006.3	0.4370 mg/L	0.4370 mg/L	17:28:35	
1	Zn 213.857†	325694.1	308057.6	4.273 mg/L	4.273 mg/L	17:28:35	
2	K 766.490†	17290.9	16045.1	8.366 mg/L	8.366 mg/L	17:28:11	
2	Li 670.784†	3277.1	3013.6	0.0872 mg/L	0.0872 mg/L	17:28:11	
2	Na 589.592	48996.9	50057.0	6.159 mg/L	6.159 mg/L	17:28:11	
2	Y 371.029	3524196.3	3524196.3	1.05 mg/L		17:29:11	
2	Ag 328.068†	131756.2	128460.4	0.4380 mg/L	0.4380 mg/L	17:29:17	
2	Al 237.313†	566020.1	537149.1	62.49 mg/L	62.49 mg/L	17:29:11	
2	As 188.979†	56.1	48.0	0.0771 mg/L	0.0771 mg/L	17:29:37	
2	B 182.528†	21.8	23.5	0.0750 mg/L	0.0750 mg/L	17:29:37	
2	Ba 233.527†	80252.2	76326.6	0.6712 mg/L	0.6712 mg/L	17:29:17	
2	Be 313.107†	27805.3	23927.3	0.0027 mg/L	0.0027 mg/L	17:29:17	
2	Ca 315.886†	3423319.9	3247558.8	24.13 mg/L	24.13 mg/L	17:29:11	
2	Cd 228.802†	725.0	570.7	0.0151 mg/L	0.0151 mg/L	17:29:37	
2	Co 228.616†	1839.0	1937.1	0.0468 mg/L	0.0468 mg/L	17:29:37	
2	Cr 267.716†	20571.0	18618.8	0.1265 mg/L	0.1265 mg/L	17:29:17	
2	Cu 324.752†	1828464.3	1729863.8	6.420 mg/L	6.420 mg/L	17:29:11	
2	Fe 234.349†	5756963.1	5462409.9	114.7 mg/L	114.7 mg/L	17:29:04	
2	Fe 238.204†	13315927.9	12635413.7	108.9 mg/L	108.9 mg/L	17:29:04	
2	Mg 279.077†	443547.1	420458.9	16.58 mg/L	16.58 mg/L	17:29:11	
2	Mn 257.610†	1707947.6	1619144.1	1.972 mg/L	1.972 mg/L	17:29:11	
2	Mo 202.031†	238.0	168.1	0.0127 mg/L	0.0127 mg/L	17:29:37	
2	Ni 231.604†	10076.1	9567.6	0.3663 mg/L	0.3663 mg/L	17:29:17	
2	P 214.914†	11714.3	11009.8	8.053 mg/L	8.053 mg/L	17:29:37	
2	Pb 220.353†	80998.0	76998.3	8.803 mg/L	8.803 mg/L	17:29:17	
2	Sb 206.836†	35.6	12.7	0.0031 mg/L	0.0031 mg/L	17:29:37	
2	Se 196.026†	2.1	13.0	0.0103 mg/L	0.0103 mg/L	17:29:37	
2	Sn 189.927†	2293.0	2098.6	0.6049 mg/L	0.6049 mg/L	17:29:37	
2	Sr 407.771†	6091296.2	5774373.1	0.2517 mg/L	0.2517 mg/L	17:29:04	
2	Ti 337.279†	2606392.9	2475043.5	3.239 mg/L	3.239 mg/L	17:29:11	
2	Tl 190.801†	-2.0	-0.0	0.0246 mg/L	0.0246 mg/L	17:29:37	
2	V 292.402†	124720.5	119717.1	0.4436 mg/L	0.4436 mg/L	17:29:17	

2 Zn 213.857† 327581.0 310222.3 4.303 mg/L 4.303 mg/L 17:29:17

 Mean Data: 0607173-01

Analyte	Mean Corrected Intensity	Conc. Units	Calib	Std.Dev.	Conc. Units	Sample	Std.Dev.	RSD
Y 371.029	3526332.1	1.05 mg/L		0.001				0.09%
Ag 328.068†	127504.6	0.4348 mg/L		0.00457	0.4348 mg/L		0.00457	1.05%
Al 237.313†	537844.1	62.57 mg/L		0.116	62.57 mg/L		0.116	0.19%
As 188.979†	47.4	0.0761 mg/L		0.00150	0.0761 mg/L		0.00150	1.97%
B 182.528†	25.7	0.0822 mg/L		0.01022	0.0822 mg/L		0.01022	12.43%
Ba 233.527†	76153.6	0.6697 mg/L		0.00215	0.6697 mg/L		0.00215	0.32%
Be 313.107†	23996.5	0.0027 mg/L		0.00002	0.0027 mg/L		0.00002	0.63%
Ca 315.886†	3258543.8	24.21 mg/L		0.115	24.21 mg/L		0.115	0.48%
Cd 228.802†	571.7	0.0152 mg/L		0.00005	0.0152 mg/L		0.00005	0.31%
Co 228.616†	1939.1	0.0468 mg/L		0.00007	0.0468 mg/L		0.00007	0.16%
Cr 267.716†	18549.1	0.1261 mg/L		0.00066	0.1261 mg/L		0.00066	0.52%
Cu 324.752†	1729942.5	6.421 mg/L		0.0004	6.421 mg/L		0.0004	0.01%
Fe 234.349†	5455190.4	114.5 mg/L		0.21	114.5 mg/L		0.21	0.19%
Fe 238.204†	12617807.1	108.8 mg/L		0.21	108.8 mg/L		0.21	0.20%
K 766.490†	16014.3	8.350 mg/L		0.0224	8.350 mg/L		0.0224	0.27%
Li 670.784†	2992.2	0.0865 mg/L		0.00089	0.0865 mg/L		0.00089	1.03%
Mg 279.077†	421812.3	16.63 mg/L		0.076	16.63 mg/L		0.076	0.46%
Mn 257.610†	1622492.3	1.976 mg/L		0.0058	1.976 mg/L		0.0058	0.29%
Mo 202.031†	161.2	0.0122 mg/L		0.00072	0.0122 mg/L		0.00072	5.87%
Na 589.592	49932.3	6.143 mg/L		0.0222	6.143 mg/L		0.0222	0.36%
Ni 231.604†	9653.3	0.3696 mg/L		0.00470	0.3696 mg/L		0.00470	1.27%
P 214.914†	10949.8	8.009 mg/L		0.0620	8.009 mg/L		0.0620	0.77%
Pb 220.353†	76871.2	8.788 mg/L		0.0205	8.788 mg/L		0.0205	0.23%
Sb 206.836†	12.1	0.0028 mg/L		0.00043	0.0028 mg/L		0.00043	14.98%
Se 196.026†	11.4	0.0079 mg/L		0.00333	0.0079 mg/L		0.00333	41.96%
Sn 189.927†	2103.1	0.6062 mg/L		0.00181	0.6062 mg/L		0.00181	0.30%
Sr 407.771†	5759823.3	0.2511 mg/L		0.00090	0.2511 mg/L		0.00090	0.36%
Ti 337.279†	2475813.0	3.240 mg/L		0.0014	3.240 mg/L		0.0014	0.04%
Tl 190.801†	7.4	0.0308 mg/L		0.00879	0.0308 mg/L		0.00879	28.56%
V 292.402†	118861.7	0.4403 mg/L		0.00466	0.4403 mg/L		0.00466	1.06%
Zn 213.857†	309139.9	4.288 mg/L		0.0213	4.288 mg/L		0.0213	0.50%

Sequence No.: 20
 Sample ID: 0607173-02
 Analyst:
 Initial Sample Wt:
 Dilution:

Autosampler Location: 14
 Date Collected: 7/14/2006 5:31:15 PM
 Data Type: Original
 Initial Sample Vol:
 Sample Prep Vol:

 Replicate Data: 0607173-02

Repl#	Analyte	Net Intensity	Corrected Intensity	Calib. Conc. Units	Sample Conc. Units	Analysis Time
1	K 766.490†	11379.6	10489.4	5.509 mg/L	5.509 mg/L	17:32:51
1	Li 670.784†	2342.1	2137.4	0.0613 mg/L	0.0613 mg/L	17:32:51
1	Na 589.592	41912.0	42972.1	5.266 mg/L	5.266 mg/L	17:32:51
1	Y 371.029	3506706.5	3506706.5	1.05 mg/L		17:33:14
1	Ag 328.068†	6910.2	10017.9	0.0365 mg/L	0.0365 mg/L	17:33:19
1	Al 237.313†	531131.1	506554.2	59.07 mg/L	59.07 mg/L	17:33:14
1	As 188.979†	33.3	26.5	0.0380 mg/L	0.0380 mg/L	17:33:39
1	B 182.528†	13.9	16.2	0.0509 mg/L	0.0509 mg/L	17:33:39
1	Ba 233.527†	36857.7	35320.9	0.3107 mg/L	0.3107 mg/L	17:33:19
1	Be 313.107†	20776.8	17355.8	0.0011 mg/L	0.0011 mg/L	17:33:19
1	Ca 315.886†	1556557.4	1483422.6	11.02 mg/L	11.02 mg/L	17:33:14
1	Cd 228.802†	356.4	222.6	0.0059 mg/L	0.0059 mg/L	17:33:39
1	Co 228.616†	1351.9	1481.3	0.0338 mg/L	0.0338 mg/L	17:33:39
1	Cr 267.716†	18498.6	16739.7	0.1125 mg/L	0.1125 mg/L	17:33:19
1	Cu 324.752†	78417.6	69491.6	0.2699 mg/L	0.2699 mg/L	17:33:14
1	Fe 234.349†	3863585.0	3683935.5	77.33 mg/L	77.33 mg/L	17:33:07
1	Fe 238.204†	9120141.1	8696899.7	74.98 mg/L	74.98 mg/L	17:33:07
1	Mg 279.077†	358461.7	341412.0	13.47 mg/L	13.47 mg/L	17:33:14
1	Mn 257.610†	1211990.5	1154231.6	1.405 mg/L	1.405 mg/L	17:33:14
1	Mo 202.031†	146.3	81.8	0.0064 mg/L	0.0064 mg/L	17:33:39
1	Ni 231.604†	2587.1	2472.9	0.0911 mg/L	0.0911 mg/L	17:33:19
1	P 214.914†	8535.8	8033.9	5.879 mg/L	5.879 mg/L	17:33:19
1	Pb 220.353†	1627.3	1685.5	0.1984 mg/L	0.1984 mg/L	17:33:39

1	Sb 206.836†	43.2	20.2	0.0057 mg/L	0.0057 mg/L	17:33:39
1	Se 196.026†	-1.8	9.4	0.0050 mg/L	0.0050 mg/L	17:33:39
1	Sn 189.927†	102.0	19.9	0.0107 mg/L	0.0107 mg/L	17:33:39
1	Sr 407.771†	1654844.0	1572141.5	0.0683 mg/L	0.0683 mg/L	17:33:14
1	Ti 337.279†	2658189.5	2536778.2	3.320 mg/L	3.320 mg/L	17:33:14
1	Tl 190.801†	2.5	4.2	0.0197 mg/L	0.0197 mg/L	17:33:39
1	V 292.402†	28609.7	28646.2	0.0965 mg/L	0.0965 mg/L	17:33:19
1	Zn 213.857†	150222.0	142624.8	1.977 mg/L	1.977 mg/L	17:33:19
2	K 766.490†	11404.0	10571.0	5.551 mg/L	5.551 mg/L	17:32:56
2	Li 670.784†	2329.0	2136.8	0.0613 mg/L	0.0613 mg/L	17:32:56
2	Na 589.592	42295.6	43355.7	5.315 mg/L	5.315 mg/L	17:32:56
2	Y 371.029	3487964.3	3487964.3	1.04 mg/L	1.04 mg/L	17:33:54
2	Ag 328.068†	7046.1	10183.6	0.0371 mg/L	0.0371 mg/L	17:34:00
2	Al 237.313†	527996.7	506270.8	59.03 mg/L	59.03 mg/L	17:33:54
2	As 188.979†	29.5	23.0	0.0316 mg/L	0.0316 mg/L	17:34:20
2	B 182.528†	10.8	13.2	0.0414 mg/L	0.0414 mg/L	17:34:20
2	Ba 233.527†	36743.8	35400.6	0.3114 mg/L	0.3114 mg/L	17:34:00
2	Be 313.107†	20596.3	17289.1	0.0011 mg/L	0.0011 mg/L	17:34:00
2	Ca 315.886†	1547331.5	1482553.4	11.01 mg/L	11.01 mg/L	17:33:54
2	Cd 228.802†	373.9	241.2	0.0065 mg/L	0.0065 mg/L	17:34:20
2	Co 228.616†	1348.4	1484.8	0.0339 mg/L	0.0339 mg/L	17:34:20
2	Cr 267.716†	18437.9	16776.3	0.1128 mg/L	0.1128 mg/L	17:34:00
2	Cu 324.752†	78733.1	70196.0	0.2726 mg/L	0.2726 mg/L	17:33:54
2	Fe 234.349†	3864661.5	3704767.1	77.77 mg/L	77.77 mg/L	17:33:47
2	Fe 238.204†	9127982.8	8751155.9	75.45 mg/L	75.45 mg/L	17:33:47
2	Mg 279.077†	356341.0	341215.5	13.46 mg/L	13.46 mg/L	17:33:54
2	Mn 257.610†	1205019.0	1153758.1	1.404 mg/L	1.404 mg/L	17:33:54
2	Mo 202.031†	144.9	81.3	0.0063 mg/L	0.0063 mg/L	17:34:20
2	Ni 231.604†	2593.1	2491.9	0.0918 mg/L	0.0918 mg/L	17:34:00
2	P 214.914†	8514.9	8057.6	5.896 mg/L	5.896 mg/L	17:34:00
2	Pb 220.353†	1631.4	1697.7	0.1997 mg/L	0.1997 mg/L	17:34:20
2	Sb 206.836†	33.9	11.5	0.0013 mg/L	0.0013 mg/L	17:34:20
2	Se 196.026†	-5.5	5.8	-0.0003 mg/L	-0.0003 mg/L	17:34:20
2	Sn 189.927†	109.4	27.5	0.0129 mg/L	0.0129 mg/L	17:34:20
2	Sr 407.771†	1650580.9	1576534.3	0.0685 mg/L	0.0685 mg/L	17:33:54
2	Ti 337.279†	2652361.9	2544812.7	3.331 mg/L	3.331 mg/L	17:33:54
2	Tl 190.801†	-10.9	-8.6	0.0091 mg/L	0.0091 mg/L	17:34:20
2	V 292.402†	28655.5	28836.7	0.0971 mg/L	0.0971 mg/L	17:34:00
2	Zn 213.857†	149897.1	143083.1	1.984 mg/L	1.984 mg/L	17:34:00

Mean Data: 0607173-02

Analyte	Mean Corrected		Calib Conc. Units	Std.Dev.	Sample		Std.Dev.	RSD
	Intensity	Conc.			Conc.	Units		
Y 371.029	3497335.4	1.05	mg/L	0.004				
Ag 328.068†	10100.7	0.0368	mg/L	0.00041	0.0368	mg/L	0.00041	0.38%
Al 237.313†	506412.5	59.05	mg/L	0.025	59.05	mg/L	0.025	1.11%
As 188.979†	24.8	0.0348	mg/L	0.00455	0.0348	mg/L	0.00455	0.04%
B 182.528†	14.7	0.0461	mg/L	0.00674	0.0461	mg/L	0.00674	13.07%
Ba 233.527†	35360.7	0.3110	mg/L	0.00050	0.3110	mg/L	0.00050	14.60%
Be 313.107†	17322.4	0.0011	mg/L	0.00001	0.0011	mg/L	0.00001	0.16%
Ca 315.886†	1482988.0	11.02	mg/L	0.005	11.02	mg/L	0.005	0.04%
Cd 228.802†	231.9	0.0062	mg/L	0.00037	0.0062	mg/L	0.00037	5.99%
Co 228.616†	1483.0	0.0339	mg/L	0.00005	0.0339	mg/L	0.00005	0.04%
Cr 267.716†	16758.0	0.1126	mg/L	0.00019	0.1126	mg/L	0.00019	0.16%
Cu 324.752†	69843.8	0.2712	mg/L	0.00191	0.2712	mg/L	0.00191	0.17%
Fe 234.349†	3694351.3	77.55	mg/L	0.309	77.55	mg/L	0.309	0.70%
Fe 238.204†	8724027.8	75.22	mg/L	0.331	75.22	mg/L	0.331	0.40%
K 766.490†	10530.2	5.530	mg/L	0.0297	5.530	mg/L	0.0297	0.44%
Li 670.784†	2137.1	0.0613	mg/L	0.00001	0.0613	mg/L	0.00001	0.54%
Mg 279.077†	341313.7	13.46	mg/L	0.006	13.46	mg/L	0.006	0.02%
Mn 257.610†	1153994.9	1.405	mg/L	0.0004	1.405	mg/L	0.0004	0.04%
Mo 202.031†	81.5	0.0064	mg/L	0.00003	0.0064	mg/L	0.00003	0.03%
Na 589.592	43163.9	5.291	mg/L	0.0342	5.291	mg/L	0.0342	0.44%
Ni 231.604†	2482.4	0.0914	mg/L	0.00052	0.0914	mg/L	0.00052	0.65%
P 214.914†	8045.7	5.888	mg/L	0.0122	5.888	mg/L	0.0122	0.57%
Pb 220.353†	1691.6	0.1991	mg/L	0.00097	0.1991	mg/L	0.00097	0.21%
Sb 206.836†	15.8	0.0035	mg/L	0.00314	0.0035	mg/L	0.00314	0.49%
Se 196.026†	7.6	0.0023	mg/L	0.00372	0.0023	mg/L	0.00372	89.84%
Sn 189.927†	23.7	0.0118	mg/L	0.00156	0.0118	mg/L	0.00156	159.96%
Sr 407.771†	1574337.9	0.0684	mg/L	0.00014	0.0684	mg/L	0.00014	13.25%
Ti 337.279†	2540795.5	3.325	mg/L	0.0074	3.325	mg/L	0.0074	0.20%

Tl 190.801†	-2.2	0.0144 mg/L	0.00750	0.0144 mg/L	0.00750	51.97%
V 292.402†	28741.4	0.0968 mg/L	0.00047	0.0968 mg/L	0.00047	0.49%
Zn 213.857†	142854.0	1.980 mg/L	0.0045	1.980 mg/L	0.0045	0.23%

```

=====
Sequence No.: 21
Sample ID: 0607173-03
Analyst:
Initial Sample Wt:
Dilution:

Autosampler Location: 15
Date Collected: 7/14/2006 5:35:58 PM
Data Type: Original
Initial Sample Vol:
Sample Prep Vol:
=====

```

Replicate Data: 0607173-03

Repl#	Analyte	Net Intensity	Corrected Intensity	Calib. Conc. Units	Sample Conc. Units	Analysis Time
1	K 766.490†	11233.9	10363.7	5.444 mg/L	5.444 mg/L	17:37:36
1	Li 670.784†	3971.4	3695.9	0.1073 mg/L	0.1073 mg/L	17:37:36
1	Na 589.592	42813.4	43873.5	5.380 mg/L	5.380 mg/L	17:37:36
1	Y 371.029	3502348.1	3502348.1	1.05 mg/L		17:37:58
1	Ag 328.068†	-3637.2	-45.5	0.0023 mg/L	0.0023 mg/L	17:38:03
1	Al 237.313†	543008.9	518526.6	60.49 mg/L	60.49 mg/L	17:37:58
1	As 188.979†	26.7	20.2	0.0262 mg/L	0.0262 mg/L	17:38:24
1	B 182.528†	12.3	14.7	0.0460 mg/L	0.0460 mg/L	17:38:24
1	Ba 233.527†	32813.6	31503.0	0.2771 mg/L	0.2771 mg/L	17:38:03
1	Be 313.107†	21211.2	17795.2	0.0010 mg/L	0.0010 mg/L	17:38:03
1	Ca 315.886†	1109583.4	1058458.7	7.862 mg/L	7.862 mg/L	17:37:58
1	Cd 228.802†	155.1	30.8	0.0009 mg/L	0.0009 mg/L	17:38:24
1	Co 228.616†	1003.9	1150.6	0.0241 mg/L	0.0241 mg/L	17:38:24
1	Cr 267.716†	10481.7	9106.4	0.0626 mg/L	0.0626 mg/L	17:38:03
1	Cu 324.752†	26546.2	20053.2	0.0862 mg/L	0.0862 mg/L	17:38:03
1	Fe 234.349†	3626099.1	3461747.8	72.67 mg/L	72.67 mg/L	17:37:58
1	Fe 238.204†	8538566.9	8152384.0	70.29 mg/L	70.29 mg/L	17:37:51
1	Mg 279.077†	316432.7	301704.3	11.90 mg/L	11.90 mg/L	17:37:58
1	Mn 257.610†	967661.8	922362.7	1.122 mg/L	1.122 mg/L	17:37:58
1	Mo 202.031†	107.6	45.0	0.0037 mg/L	0.0037 mg/L	17:38:24
1	Ni 231.604†	1240.0	1189.7	0.0413 mg/L	0.0413 mg/L	17:38:24
1	P 214.914†	8283.1	7802.7	5.710 mg/L	5.710 mg/L	17:38:03
1	Pb 220.353†	238.7	361.5	0.0476 mg/L	0.0476 mg/L	17:38:24
1	Sb 206.836†	47.1	23.9	0.0084 mg/L	0.0084 mg/L	17:38:24
1	Se 196.026†	-3.7	7.5	0.0022 mg/L	0.0022 mg/L	17:38:24
1	Sn 189.927†	71.4	-9.3	0.0024 mg/L	0.0024 mg/L	17:38:24
1	Sr 407.771†	1416557.2	1346567.6	0.0585 mg/L	0.0585 mg/L	17:37:58
1	Ti 337.279†	2794280.2	2669884.7	3.494 mg/L	3.494 mg/L	17:37:58
1	Tl 190.801†	-7.2	-5.0	0.0071 mg/L	0.0071 mg/L	17:38:24
1	V 292.402†	27213.7	27347.1	0.0918 mg/L	0.0918 mg/L	17:38:03
1	Zn 213.857†	18796.4	17306.0	0.2356 mg/L	0.2356 mg/L	17:38:03
2	K 766.490†	11017.9	10147.3	5.333 mg/L	5.333 mg/L	17:37:41
2	Li 670.784†	3851.6	3578.0	0.1038 mg/L	0.1038 mg/L	17:37:41
2	Na 589.592	42569.5	43629.6	5.349 mg/L	5.349 mg/L	17:37:41
2	Y 371.029	3505735.7	3505735.7	1.05 mg/L		17:38:38
2	Ag 328.068†	-3711.8	-113.3	0.0021 mg/L	0.0021 mg/L	17:38:43
2	Al 237.313†	543649.3	518636.5	60.51 mg/L	60.51 mg/L	17:38:38
2	As 188.979†	33.3	26.5	0.0378 mg/L	0.0378 mg/L	17:39:03
2	B 182.528†	11.9	14.2	0.0446 mg/L	0.0446 mg/L	17:39:03
2	Ba 233.527†	32372.1	31051.6	0.2731 mg/L	0.2731 mg/L	17:38:43
2	Be 313.107†	20851.2	17432.2	0.0010 mg/L	0.0010 mg/L	17:38:43
2	Ca 315.886†	1107171.5	1055134.0	7.838 mg/L	7.838 mg/L	17:38:38
2	Cd 228.802†	174.6	49.3	0.0013 mg/L	0.0013 mg/L	17:39:03
2	Co 228.616†	989.9	1136.3	0.0237 mg/L	0.0237 mg/L	17:39:03
2	Cr 267.716†	10457.9	9074.1	0.0624 mg/L	0.0624 mg/L	17:38:43
2	Cu 324.752†	26111.2	19613.7	0.0846 mg/L	0.0846 mg/L	17:38:43
2	Fe 234.349†	3621763.2	3454265.6	72.51 mg/L	72.51 mg/L	17:38:38
2	Fe 238.204†	8492414.6	8100477.5	69.84 mg/L	69.84 mg/L	17:38:30
2	Mg 279.077†	315965.3	300966.4	11.87 mg/L	11.87 mg/L	17:38:38
2	Mn 257.610†	966285.1	920156.6	1.120 mg/L	1.120 mg/L	17:38:38
2	Mo 202.031†	113.3	50.4	0.0041 mg/L	0.0041 mg/L	17:39:03
2	Ni 231.604†	1250.3	1198.3	0.0416 mg/L	0.0416 mg/L	17:39:03
2	P 214.914†	8090.7	7611.6	5.571 mg/L	5.571 mg/L	17:38:43
2	Pb 220.353†	219.9	343.3	0.0456 mg/L	0.0456 mg/L	17:39:03
2	Sb 206.836†	49.2	25.9	0.0094 mg/L	0.0094 mg/L	17:39:03
2	Se 196.026†	-13.1	-1.5	-0.0109 mg/L	-0.0109 mg/L	17:39:03
2	Sn 189.927†	76.5	-4.5	0.0037 mg/L	0.0037 mg/L	17:39:03

2	Sr 407.771†	1418130.9	1346761.8	0.0585 mg/L	0.0585 mg/L	17:38:38
2	Ti 337.279†	2793994.6	2667034.0	3.491 mg/L	3.491 mg/L	17:38:38
2	Tl 190.801†	5.6	7.2	0.0171 mg/L	0.0171 mg/L	17:39:03
2	V 292.402†	26677.0	26810.0	0.0898 mg/L	0.0898 mg/L	17:38:43
2	Zn 213.857†	18447.0	16955.3	0.2307 mg/L	0.2307 mg/L	17:38:43

Mean Data: 0607173-03

Analyte	Mean Corrected Intensity	Conc. Units	Calib	Std.Dev.	Sample Conc. Units	Std.Dev.	RSD
Y 371.029	3504041.9	1.05 mg/L		0.001			0.07%
Ag 328.068†	-79.4	0.0022 mg/L		0.00017	0.0022 mg/L	0.00017	7.53%
Al 237.313†	518581.6	60.50 mg/L		0.010	60.50 mg/L	0.010	0.02%
As 188.979†	23.4	0.0320 mg/L		0.00823	0.0320 mg/L	0.00823	25.70%
B 182.528†	14.5	0.0453 mg/L		0.00095	0.0453 mg/L	0.00095	2.11%
Ba 233.527†	31277.3	0.2751 mg/L		0.00281	0.2751 mg/L	0.00281	1.02%
Be 313.107†	17613.7	0.0010 mg/L		0.00005	0.0010 mg/L	0.00005	5.03%
Ca 315.886†	1056796.3	7.850 mg/L		0.0175	7.850 mg/L	0.0175	0.22%
Cd 228.802†	40.0	0.0011 mg/L		0.00029	0.0011 mg/L	0.00029	25.61%
Co 228.616†	1143.5	0.0239 mg/L		0.00028	0.0239 mg/L	0.00028	1.17%
Cr 267.716†	9090.2	0.0625 mg/L		0.00015	0.0625 mg/L	0.00015	0.25%
Cu 324.752†	19833.5	0.0854 mg/L		0.00117	0.0854 mg/L	0.00117	1.37%
Fe 234.349†	3458006.7	72.59 mg/L		0.111	72.59 mg/L	0.111	0.15%
Fe 238.204†	8126430.7	70.06 mg/L		0.316	70.06 mg/L	0.316	0.45%
K 766.490†	10255.5	5.389 mg/L		0.0787	5.389 mg/L	0.0787	1.46%
Li 670.784†	3637.0	0.1055 mg/L		0.00246	0.1055 mg/L	0.00246	2.33%
Mg 279.077†	301335.3	11.88 mg/L		0.021	11.88 mg/L	0.021	0.17%
Mn 257.610†	921259.7	1.121 mg/L		0.0019	1.121 mg/L	0.0019	0.17%
Mo 202.031†	47.7	0.0039 mg/L		0.00028	0.0039 mg/L	0.00028	7.15%
Na 589.592	43751.6	5.365 mg/L		0.0217	5.365 mg/L	0.0217	0.40%
Ni 231.604†	1194.0	0.0414 mg/L		0.00024	0.0414 mg/L	0.00024	0.57%
P 214.914†	7707.1	5.640 mg/L		0.0987	5.640 mg/L	0.0987	1.75%
Pb 220.353†	352.4	0.0466 mg/L		0.00146	0.0466 mg/L	0.00146	3.14%
Sb 206.836†	24.9	0.0089 mg/L		0.00071	0.0089 mg/L	0.00071	7.94%
Se 196.026†	3.0	-0.0043 mg/L		0.00928	-0.0043 mg/L	0.00928	214.63%
Sn 189.927†	-6.9	0.0030 mg/L		0.00096	0.0030 mg/L	0.00096	31.62%
Sr 407.771†	1346664.7	0.0585 mg/L		0.00001	0.0585 mg/L	0.00001	0.01%
Ti 337.279†	2668459.4	3.492 mg/L		0.0026	3.492 mg/L	0.0026	0.08%
Tl 190.801†	1.1	0.0121 mg/L		0.00708	0.0121 mg/L	0.00708	58.48%
V 292.402†	27078.6	0.0908 mg/L		0.00144	0.0908 mg/L	0.00144	1.59%
Zn 213.857†	17130.7	0.2332 mg/L		0.00344	0.2332 mg/L	0.00344	1.48%

Sequence No.: 22
 Sample ID: 0607173-04
 Analyst:
 Initial Sample Wt:
 Dilution:

Autosampler Location: 16
 Date Collected: 7/14/2006 5:40:41 PM
 Data Type: Original
 Initial Sample Vol:
 Sample Prep Vol:

Replicate Data: 0607173-04

Repl#	Analyte	Net Intensity	Corrected Intensity	Calib. Conc. Units	Sample Conc. Units	Analysis Time
1	K 766.490†	8510.0	7817.5	4.135 mg/L	4.135 mg/L	17:42:16
1	Li 670.784†	1221.2	1077.7	0.0301 mg/L	0.0301 mg/L	17:42:16
1	Na 589.592	42260.0	43320.1	5.310 mg/L	5.310 mg/L	17:42:16
1	Y 371.029	3478854.0	3478854.0	1.04 mg/L		17:42:39
1	Ag 328.068†	67703.8	68513.9	0.2338 mg/L	0.2338 mg/L	17:42:45
1	Al 237.313†	274402.2	263806.2	30.64 mg/L	30.64 mg/L	17:42:39
1	As 188.979†	27.8	21.5	0.0299 mg/L	0.0299 mg/L	17:43:05
1	B 182.528†	3.8	6.6	0.0195 mg/L	0.0195 mg/L	17:43:05
1	Ba 233.527†	37493.8	36213.9	0.3185 mg/L	0.3185 mg/L	17:42:45
1	Be 313.107†	14148.3	11142.1	0.0010 mg/L	0.0010 mg/L	17:42:45
1	Ca 315.886†	2055406.5	1974871.2	14.67 mg/L	14.67 mg/L	17:42:39
1	Cd 228.802†	494.9	358.4	0.0094 mg/L	0.0094 mg/L	17:43:05
1	Co 228.616†	591.3	760.4	0.0164 mg/L	0.0164 mg/L	17:43:05
1	Cr 267.716†	11527.5	10179.4	0.0696 mg/L	0.0696 mg/L	17:42:45
1	Cu 324.752†	318498.8	300889.9	1.124 mg/L	1.124 mg/L	17:42:39
1	Fe 234.349†	3479313.5	3344020.8	70.19 mg/L	70.19 mg/L	17:42:39
1	Fe 238.204†	8216105.8	7897452.5	68.09 mg/L	68.09 mg/L	17:42:32
1	Mg 279.077†	201790.9	193535.1	7.623 mg/L	7.623 mg/L	17:42:39
1	Mn 257.610†	791266.2	759026.9	0.9232 mg/L	0.9232 mg/L	17:42:39

1	Mo 202.031†	199.4	133.9	0.0102 mg/L	0.0102 mg/L	17:43:05
1	Ni 231.604†	3795.7	3654.6	0.1369 mg/L	0.1369 mg/L	17:42:45
1	P 214.914†	7267.4	6879.7	5.036 mg/L	5.036 mg/L	17:42:45
1	Pb 220.353†	14572.0	14142.1	1.616 mg/L	1.616 mg/L	17:42:45
1	Sb 206.836†	44.7	22.0	0.0093 mg/L	0.0093 mg/L	17:43:05
1	Se 196.026†	-6.1	5.2	-0.0011 mg/L	-0.0011 mg/L	17:43:05
1	Sn 189.927†	305.9	216.7	0.0651 mg/L	0.0651 mg/L	17:43:05
1	Sr 407.771†	1991694.9	1908605.2	0.0830 mg/L	0.0830 mg/L	17:42:32
1	Ti 337.279†	1525314.3	1467997.4	1.921 mg/L	1.921 mg/L	17:42:39
1	Tl 190.801†	9.0	10.6	0.0189 mg/L	0.0189 mg/L	17:43:05
1	V 292.402†	48805.9	48280.0	0.1751 mg/L	0.1751 mg/L	17:42:45
1	Zn 213.857†	84269.2	80368.8	1.112 mg/L	1.112 mg/L	17:42:45
2	K 766.490†	8399.5	7791.7	4.122 mg/L	4.122 mg/L	17:42:21
2	Li 670.784†	1297.6	1163.5	0.0326 mg/L	0.0326 mg/L	17:42:21
2	Na 589.592	42325.0	43385.2	5.318 mg/L	5.318 mg/L	17:42:21
2	Y 371.029	3444591.1	3444591.1	1.03 mg/L		17:43:20
2	Ag 328.068†	67813.5	69267.9	0.2363 mg/L	0.2363 mg/L	17:43:25
2	Al 237.313†	272242.6	264333.3	30.70 mg/L	30.70 mg/L	17:43:20
2	As 188.979†	24.8	18.8	0.0251 mg/L	0.0251 mg/L	17:43:45
2	B 182.528†	8.2	10.8	0.0334 mg/L	0.0334 mg/L	17:43:45
2	Ba 233.527†	37539.7	36617.0	0.3220 mg/L	0.3220 mg/L	17:43:25
2	Be 313.107†	14257.2	11383.1	0.0011 mg/L	0.0011 mg/L	17:43:25
2	Ca 315.886†	2036973.0	1976628.5	14.68 mg/L	14.68 mg/L	17:43:20
2	Cd 228.802†	485.6	354.1	0.0093 mg/L	0.0093 mg/L	17:43:45
2	Co 228.616†	588.0	762.9	0.0165 mg/L	0.0165 mg/L	17:43:45
2	Cr 267.716†	11540.7	10302.4	0.0704 mg/L	0.0704 mg/L	17:43:25
2	Cu 324.752†	313032.2	298628.0	1.115 mg/L	1.115 mg/L	17:43:20
2	Fe 234.349†	3455621.9	3354288.9	70.41 mg/L	70.41 mg/L	17:43:20
2	Fe 238.204†	8193572.3	7954139.6	68.58 mg/L	68.58 mg/L	17:43:13
2	Mg 279.077†	200049.8	193774.3	7.632 mg/L	7.632 mg/L	17:43:20
2	Mn 257.610†	785948.0	761429.8	0.9261 mg/L	0.9261 mg/L	17:43:20
2	Mo 202.031†	203.2	139.5	0.0106 mg/L	0.0106 mg/L	17:43:45
2	Ni 231.604†	3759.0	3655.3	0.1369 mg/L	0.1369 mg/L	17:43:25
2	P 214.914†	7321.1	7001.3	5.125 mg/L	5.125 mg/L	17:43:25
2	Pb 220.353†	14671.8	14378.4	1.644 mg/L	1.644 mg/L	17:43:25
2	Sb 206.836†	25.1	3.3	-0.0002 mg/L	-0.0002 mg/L	17:43:45
2	Se 196.026†	-11.4	0.0	-0.0087 mg/L	-0.0087 mg/L	17:43:45
2	Sn 189.927†	309.6	223.2	0.0669 mg/L	0.0669 mg/L	17:43:45
2	Sr 407.771†	1986553.2	1922658.3	0.0836 mg/L	0.0836 mg/L	17:43:13
2	Ti 337.279†	1510389.3	1468092.2	1.921 mg/L	1.921 mg/L	17:43:20
2	Tl 190.801†	-6.2	-4.2	0.0068 mg/L	0.0068 mg/L	17:43:45
2	V 292.402†	48786.6	48728.0	0.1768 mg/L	0.1768 mg/L	17:43:25
2	Zn 213.857†	84735.2	81627.1	1.129 mg/L	1.129 mg/L	17:43:25

Mean Data: 0607173-04

Analyte	Mean Corrected Intensity	Calib Conc.	Units	Std.Dev.	Sample Conc.	Units	Std.Dev.	RSD
Y 371.029	3461722.6	1.04	mg/L	0.007				0.70%
Ag 328.068†	68890.9	0.2350	mg/L	0.00181	0.2350	mg/L	0.00181	0.77%
Al 237.313†	264069.7	30.67	mg/L	0.043	30.67	mg/L	0.043	0.14%
As 188.979†	20.2	0.0275	mg/L	0.00344	0.0275	mg/L	0.00344	12.53%
B 182.528†	8.7	0.0265	mg/L	0.00978	0.0265	mg/L	0.00978	36.96%
Ba 233.527†	36415.4	0.3203	mg/L	0.00251	0.3203	mg/L	0.00251	0.78%
Be 313.107†	11262.6	0.0010	mg/L	0.00004	0.0010	mg/L	0.00004	3.35%
Ca 315.886†	1975749.9	14.68	mg/L	0.009	14.68	mg/L	0.009	0.06%
Cd 228.802†	356.3	0.0093	mg/L	0.00006	0.0093	mg/L	0.00006	0.62%
Co 228.616†	761.6	0.0165	mg/L	0.00005	0.0165	mg/L	0.00005	0.30%
Cr 267.716†	10240.9	0.0700	mg/L	0.00057	0.0700	mg/L	0.00057	0.82%
Cu 324.752†	299758.9	1.119	mg/L	0.0059	1.119	mg/L	0.0059	0.53%
Fe 234.349†	3349154.9	70.30	mg/L	0.152	70.30	mg/L	0.152	0.22%
Fe 238.204†	7925796.1	68.33	mg/L	0.346	68.33	mg/L	0.346	0.51%
K 766.490†	7804.6	4.129	mg/L	0.0094	4.129	mg/L	0.0094	0.23%
Li 670.784†	1120.6	0.0313	mg/L	0.00179	0.0313	mg/L	0.00179	5.71%
Mg 279.077†	193654.7	7.628	mg/L	0.0066	7.628	mg/L	0.0066	0.09%
Mn 257.610†	760228.4	0.9247	mg/L	0.00207	0.9247	mg/L	0.00207	0.22%
Mo 202.031†	136.7	0.0104	mg/L	0.00029	0.0104	mg/L	0.00029	2.80%
Na 589.592	43352.6	5.314	mg/L	0.0058	5.314	mg/L	0.0058	0.11%
Ni 231.604†	3654.9	0.1369	mg/L	0.00002	0.1369	mg/L	0.00002	0.01%
P 214.914†	6940.5	5.080	mg/L	0.0628	5.080	mg/L	0.0628	1.24%
Pb 220.353†	14260.3	1.630	mg/L	0.0191	1.630	mg/L	0.0191	1.17%
Sb 206.836†	12.6	0.0046	mg/L	0.00670	0.0046	mg/L	0.00670	146.11%

Se 196.026†	2.6	-0.0049 mg/L	0.00535	-0.0049 mg/L	0.00535	109.08%
Sn 189.927†	219.9	0.0660 mg/L	0.00131	0.0660 mg/L	0.00131	1.98%
Sr 407.771†	1915631.8	0.0833 mg/L	0.00043	0.0833 mg/L	0.00043	0.52%
Ti 337.279†	1468044.8	1.921 mg/L	0.0001	1.921 mg/L	0.0001	0.00%
Tl 190.801†	3.2	0.0129 mg/L	0.00855	0.0129 mg/L	0.00855	66.38%
V 292.402†	48504.0	0.1760 mg/L	0.00121	0.1760 mg/L	0.00121	0.69%
Zn 213.857†	80997.9	1.120 mg/L	0.0124	1.120 mg/L	0.0124	1.10%

Sequence No.: 23
 Sample ID: 0607173-05
 Analyst:
 Initial Sample Wt:
 Dilution:

Autosampler Location: 17
 Date Collected: 7/14/2006 5:45:24 PM
 Data Type: Original
 Initial Sample Vol:
 Sample Prep Vol:

 Replicate Data: 0607173-05

Repl#	Analyte	Net		Corrected		Calib.		Sample		Analysis Time
		Intensity	Intensity	Intensity	Intensity	Conc. Units	Conc. Units	Conc. Units	Conc. Units	
1	K 766.490†	12501.5	11492.2	6.025	mg/L	6.025	mg/L	17:47:02		
1	Li 670.784†	2891.0	2645.3	0.0763	mg/L	0.0763	mg/L	17:47:02		
1	Na 589.592	57344.2	58404.3	7.210	mg/L	7.210	mg/L	17:47:02		
1	Y 371.029	3526542.6	3526542.6	1.05	mg/L	1.05	mg/L	17:47:27		
1	Ag 328.068†	1060072.5	1008736.3	3.411	mg/L	3.411	mg/L	17:47:27		
1	Al 237.313†	502925.4	476956.5	55.42	mg/L	55.42	mg/L	17:47:27		
1	As 188.979†	44.5	36.9	0.0564	mg/L	0.0564	mg/L	17:47:52		
1	B 182.528†	35.7	36.8	0.1182	mg/L	0.1182	mg/L	17:47:52		
1	Ba 233.527†	51441.2	48953.4	0.4298	mg/L	0.4298	mg/L	17:47:32		
1	Be 313.107†	22380.2	18764.9	0.0023	mg/L	0.0023	mg/L	17:47:32		
1	Ca 315.886†	5007129.2	4747386.3	35.27	mg/L	35.27	mg/L	17:47:20		
1	Cd 228.802†	995.8	827.1	0.0218	mg/L	0.0218	mg/L	17:47:52		
1	Co 228.616†	1589.4	1699.3	0.0417	mg/L	0.0417	mg/L	17:47:52		
1	Cr 267.716†	22369.9	20311.8	0.1376	mg/L	0.1376	mg/L	17:47:32		
1	Cu 324.752†	915377.6	862793.2	3.212	mg/L	3.212	mg/L	17:47:27		
1	Fe 234.349†	5862186.7	5558562.8	116.7	mg/L	116.7	mg/L	17:47:20		
1	Fe 238.204†	13509234.3	12810326.4	110.5	mg/L	110.5	mg/L	17:47:20		
1	Mg 279.077†	376452.9	356550.7	14.05	mg/L	14.05	mg/L	17:47:32		
1	Mn 257.610†	1573854.0	1490899.4	1.816	mg/L	1.816	mg/L	17:47:27		
1	Mo 202.031†	237.8	167.8	0.0127	mg/L	0.0127	mg/L	17:47:52		
1	Ni 231.604†	12557.5	11914.4	0.4573	mg/L	0.4573	mg/L	17:47:32		
1	P 214.914†	10191.5	9558.3	6.993	mg/L	6.993	mg/L	17:47:52		
1	Pb 220.353†	192757.8	182933.3	20.91	mg/L	20.91	mg/L	17:47:32		
1	Sb 206.836†	86.4	60.9	0.0313	mg/L	0.0313	mg/L	17:47:52		
1	Se 196.026†	-8.1	3.4	-0.0038	mg/L	-0.0038	mg/L	17:47:52		
1	Sn 189.927†	1550.8	1393.2	0.4030	mg/L	0.4030	mg/L	17:47:52		
1	Sr 407.771†	4753824.1	4502149.5	0.1962	mg/L	0.1962	mg/L	17:47:20		
1	Ti 337.279†	2000049.3	1898378.3	2.484	mg/L	2.484	mg/L	17:47:27		
1	Tl 190.801†	-3.6	-1.6	0.0188	mg/L	0.0188	mg/L	17:47:52		
1	V 292.402†	335218.2	319261.6	1.215	mg/L	1.215	mg/L	17:47:32		
1	Zn 213.857†	207765.7	196389.9	2.721	mg/L	2.721	mg/L	17:47:32		
2	K 766.490†	12819.1	11895.7	6.232	mg/L	6.232	mg/L	17:47:07		
2	Li 670.784†	2960.6	2735.0	0.0789	mg/L	0.0789	mg/L	17:47:07		
2	Na 589.592	57684.8	58744.9	7.253	mg/L	7.253	mg/L	17:47:07		
2	Y 371.029	3497114.0	3497114.0	1.05	mg/L	1.05	mg/L	17:48:09		
2	Ag 328.068†	1032652.7	990973.9	3.351	mg/L	3.351	mg/L	17:48:09		
2	Al 237.313†	497128.2	475426.1	55.24	mg/L	55.24	mg/L	17:48:09		
2	As 188.979†	40.3	33.3	0.0497	mg/L	0.0497	mg/L	17:48:34		
2	B 182.528†	34.1	35.5	0.1140	mg/L	0.1140	mg/L	17:48:34		
2	Ba 233.527†	51198.4	49131.7	0.4314	mg/L	0.4314	mg/L	17:48:14		
2	Be 313.107†	22397.1	18959.6	0.0023	mg/L	0.0023	mg/L	17:48:14		
2	Ca 315.886†	5001398.1	4781864.4	35.53	mg/L	35.53	mg/L	17:48:02		
2	Cd 228.802†	990.6	830.0	0.0219	mg/L	0.0219	mg/L	17:48:34		
2	Co 228.616†	1563.2	1686.9	0.0413	mg/L	0.0413	mg/L	17:48:34		
2	Cr 267.716†	22192.7	20320.8	0.1377	mg/L	0.1377	mg/L	17:48:14		
2	Cu 324.752†	903787.8	859014.8	3.198	mg/L	3.198	mg/L	17:48:09		
2	Fe 234.349†	5844281.9	5588222.5	117.3	mg/L	117.3	mg/L	17:48:02		
2	Fe 238.204†	13478833.7	12889062.6	111.1	mg/L	111.1	mg/L	17:48:02		
2	Mg 279.077†	374233.3	357432.3	14.09	mg/L	14.09	mg/L	17:48:14		
2	Mn 257.610†	1555425.4	1485835.8	1.809	mg/L	1.809	mg/L	17:48:09		
2	Mo 202.031†	246.7	178.2	0.0135	mg/L	0.0135	mg/L	17:48:34		
2	Ni 231.604†	12371.8	11837.0	0.4543	mg/L	0.4543	mg/L	17:48:14		
2	P 214.914†	10117.1	9568.4	7.000	mg/L	7.000	mg/L	17:48:34		

2	Pb 220.353†	191749.1	183507.0	20.98 mg/L	20.98 mg/L	17:48:14
2	Sb 206.836†	71.8	47.6	0.0246 mg/L	0.0246 mg/L	17:48:34
2	Se 196.026†	-7.8	3.6	-0.0035 mg/L	-0.0035 mg/L	17:48:34
2	Sn 189.927†	1544.3	1399.4	0.4048 mg/L	0.4048 mg/L	17:48:34
2	Sr 407.771†	4753457.8	4539736.6	0.1978 mg/L	0.1978 mg/L	17:48:02
2	Ti 337.279†	1974972.8	1890358.3	2.474 mg/L	2.474 mg/L	17:48:09
2	Tl 190.801†	-6.9	-4.7	0.0160 mg/L	0.0160 mg/L	17:48:34
2	V 292.402†	334218.9	320981.2	1.222 mg/L	1.222 mg/L	17:48:14
2	Zn 213.857†	206550.2	196885.5	2.728 mg/L	2.728 mg/L	17:48:14

Mean Data: 0607173-05

Analyte	Mean Corrected Intensity	Calib Conc. Units	Std.Dev.	Sample Conc. Units	Std.Dev.	RSD
Y 371.029	3511828.3	1.05 mg/L	0.006			0.59%
Ag 328.068†	999855.1	3.381 mg/L	0.0424	3.381 mg/L	0.0424	1.25%
Al 237.313†	476191.3	55.33 mg/L	0.129	55.33 mg/L	0.129	0.23%
As 188.979†	35.1	0.0531 mg/L	0.00473	0.0531 mg/L	0.00473	8.91%
B 182.528†	36.1	0.1161 mg/L	0.00301	0.1161 mg/L	0.00301	2.59%
Ba 233.527†	49042.5	0.4306 mg/L	0.00111	0.4306 mg/L	0.00111	0.26%
Be 313.107†	18862.2	0.0023 mg/L	0.00004	0.0023 mg/L	0.00004	1.57%
Ca 315.886†	4764625.4	35.40 mg/L	0.181	35.40 mg/L	0.181	0.51%
Cd 228.802†	828.5	0.0219 mg/L	0.00008	0.0219 mg/L	0.00008	0.37%
Co 228.616†	1693.1	0.0415 mg/L	0.00023	0.0415 mg/L	0.00023	0.56%
Cr 267.716†	20316.3	0.1376 mg/L	0.00007	0.1376 mg/L	0.00007	0.05%
Cu 324.752†	860904.0	3.205 mg/L	0.0098	3.205 mg/L	0.0098	0.31%
Fe 234.349†	5573392.6	117.0 mg/L	0.44	117.0 mg/L	0.44	0.38%
Fe 238.204†	12849694.5	110.8 mg/L	0.48	110.8 mg/L	0.48	0.43%
K 766.490†	11694.0	6.128 mg/L	0.1467	6.128 mg/L	0.1467	2.39%
Li 670.784†	2690.2	0.0776 mg/L	0.00187	0.0776 mg/L	0.00187	2.41%
Mg 279.077†	356991.5	14.07 mg/L	0.024	14.07 mg/L	0.024	0.17%
Mn 257.610†	1488367.6	1.813 mg/L	0.0044	1.813 mg/L	0.0044	0.24%
Mo 202.031†	173.0	0.0131 mg/L	0.00054	0.0131 mg/L	0.00054	4.12%
Na 589.592	58574.6	7.231 mg/L	0.0303	7.231 mg/L	0.0303	0.42%
Ni 231.604†	11875.7	0.4558 mg/L	0.00212	0.4558 mg/L	0.00212	0.47%
P 214.914†	9563.3	6.996 mg/L	0.0052	6.996 mg/L	0.0052	0.07%
Pb 220.353†	183220.2	20.94 mg/L	0.046	20.94 mg/L	0.046	0.22%
Sb 206.836†	54.3	0.0279 mg/L	0.00473	0.0279 mg/L	0.00473	16.95%
Se 196.026†	3.5	-0.0037 mg/L	0.00022	-0.0037 mg/L	0.00022	5.84%
Sn 189.927†	1396.3	0.4039 mg/L	0.00126	0.4039 mg/L	0.00126	0.31%
Sr 407.771†	4520943.1	0.1970 mg/L	0.00116	0.1970 mg/L	0.00116	0.59%
Ti 337.279†	1894368.3	2.479 mg/L	0.0074	2.479 mg/L	0.0074	0.30%
Tl 190.801†	-3.1	0.0174 mg/L	0.00193	0.0174 mg/L	0.00193	11.11%
V 292.402†	320121.4	1.218 mg/L	0.0047	1.218 mg/L	0.0047	0.38%
Zn 213.857†	196637.7	2.724 mg/L	0.0049	2.724 mg/L	0.0049	0.18%

Sequence No.: 24
Sample ID: 0607173-06
Analyst:
Initial Sample Wt:
Dilution:

Autosampler Location: 18
Date Collected: 7/14/2006 5:50:14 PM
Data Type: Original
Initial Sample Vol:
Sample Prep Vol:

Replicate Data: 0607173-06

Repl#	Analyte	Net Intensity	Corrected Intensity	Calib. Conc. Units	Sample Conc. Units	Analysis Time
1	K 766.490†	13635.4	12887.8	6.742 mg/L	6.742 mg/L	17:51:51
1	Li 670.784†	2603.7	2434.0	0.0701 mg/L	0.0701 mg/L	17:51:51
1	Na 589.592	67373.2	68433.3	8.473 mg/L	8.473 mg/L	17:51:51
1	Y 371.029	3441314.1	3441314.1	1.03 mg/L		17:52:19
1	Ag 328.068†	405393.0	397399.2	1.348 mg/L	1.348 mg/L	17:52:25
1	Al 237.313†	528351.5	513478.4	59.56 mg/L	59.56 mg/L	17:52:19
1	As 188.979†	66.7	59.5	0.0991 mg/L	0.0991 mg/L	17:52:45
1	B 182.528†	44.4	46.1	0.1486 mg/L	0.1486 mg/L	17:52:45
1	Ba 233.527†	96549.6	93999.1	0.8269 mg/L	0.8269 mg/L	17:52:25
1	Be 313.107†	23495.2	20374.0	0.0027 mg/L	0.0027 mg/L	17:52:25
1	Ca 315.886†	15746616.9	15301905.0	113.7 mg/L	113.7 mg/L	17:52:13
1	Cd 228.802†	902.2	759.5	0.0203 mg/L	0.0203 mg/L	17:52:45
1	Co 228.616†	1970.0	2106.4	0.0525 mg/L	0.0525 mg/L	17:52:45
1	Cr 267.716†	23042.9	21491.2	0.1476 mg/L	0.1476 mg/L	17:52:25
1	Cu 324.752†	1815537.5	1759091.6	6.535 mg/L	6.535 mg/L	17:52:19

1	Fe 234.349†	7407117.0	7197650.8	151.1 mg/L	151.1 mg/L	17:52:13
1	Fe 238.204†	16717179.1	16245180.6	140.1 mg/L	140.1 mg/L	17:52:13
1	Mg 279.077†	423902.3	411505.0	16.21 mg/L	16.21 mg/L	17:52:19
1	Mn 257.610†	1608370.2	1561408.1	1.901 mg/L	1.901 mg/L	17:52:19
1	Mo 202.031†	301.5	235.3	0.0176 mg/L	0.0176 mg/L	17:52:45
1	Ni 231.604†	19759.4	19208.3	0.7402 mg/L	0.7402 mg/L	17:52:25
1	P 214.914†	10499.0	10096.4	7.386 mg/L	7.386 mg/L	17:52:45
1	Pb 220.353†	123491.0	120145.3	13.73 mg/L	13.73 mg/L	17:52:25
1	Sb 206.836†	28.6	6.7	-0.0007 mg/L	-0.0007 mg/L	17:52:45
1	Se 196.026†	-17.0	-5.4	-0.0167 mg/L	-0.0167 mg/L	17:52:45
1	Sn 189.927†	1769.1	1641.9	0.4756 mg/L	0.4756 mg/L	17:52:45
1	Sr 407.771†	Saturated2	Saturated2			17:52:45
Saturated in preshot (code 2)						
1	Ti 337.279†	2159829.5	2100631.7	2.749 mg/L	2.749 mg/L	17:52:19
1	Tl 190.801†	9.8	11.4	0.0345 mg/L	0.0345 mg/L	17:52:45
1	V 292.402†	58959.7	58659.5	0.2037 mg/L	0.2037 mg/L	17:52:25
1	Zn 213.857†	230952.0	223802.7	3.095 mg/L	3.095 mg/L	17:52:25
2	K 766.490†	13466.7	12717.2	6.655 mg/L	6.655 mg/L	17:51:56
2	Li 670.784†	2699.6	2525.9	0.0728 mg/L	0.0728 mg/L	17:51:56
2	Na 589.592	66795.6	67855.7	8.400 mg/L	8.400 mg/L	17:51:56
2	Y 371.029	3443078.2	3443078.2	1.03 mg/L		17:53:05
2	Ag 328.068†	409768.4	401447.3	1.361 mg/L	1.361 mg/L	17:53:10
2	Al 237.313†	530355.8	515162.1	59.75 mg/L	59.75 mg/L	17:53:05
2	As 188.979†	62.7	55.6	0.0920 mg/L	0.0920 mg/L	17:53:31
2	B 182.528†	47.7	49.2	0.1589 mg/L	0.1589 mg/L	17:53:31
2	Ba 233.527†	97510.2	94884.0	0.8346 mg/L	0.8346 mg/L	17:53:10
2	Be 313.107†	23524.9	20391.2	0.0027 mg/L	0.0027 mg/L	17:53:10
2	Ca 315.886†	15794100.5	15340186.6	114.0 mg/L	114.0 mg/L	17:52:58
2	Cd 228.802†	921.8	778.0	0.0209 mg/L	0.0209 mg/L	17:53:31
2	Co 228.616†	1953.0	2088.9	0.0520 mg/L	0.0520 mg/L	17:53:31
2	Cr 267.716†	23242.1	21673.2	0.1488 mg/L	0.1488 mg/L	17:53:10
2	Cu 324.752†	1836910.9	1778948.3	6.608 mg/L	6.608 mg/L	17:53:05
2	Fe 234.349†	7434707.2	7220761.8	151.6 mg/L	151.6 mg/L	17:52:58
2	Fe 238.204†	16768801.9	16286999.5	140.4 mg/L	140.4 mg/L	17:52:58
2	Mg 279.077†	423846.6	411239.8	16.20 mg/L	16.20 mg/L	17:53:05
2	Mn 257.610†	1613165.2	1565264.7	1.906 mg/L	1.906 mg/L	17:53:05
2	Mo 202.031†	302.8	236.4	0.0177 mg/L	0.0177 mg/L	17:53:31
2	Ni 231.604†	20355.2	19777.2	0.7623 mg/L	0.7623 mg/L	17:53:10
2	P 214.914†	10479.0	10071.8	7.368 mg/L	7.368 mg/L	17:53:31
2	Pb 220.353†	124027.2	120604.6	13.78 mg/L	13.78 mg/L	17:53:10
2	Sb 206.836†	38.1	16.0	0.0040 mg/L	0.0040 mg/L	17:53:31
2	Se 196.026†	-9.9	1.5	-0.0066 mg/L	-0.0066 mg/L	17:53:31
2	Sn 189.927†	1804.5	1675.3	0.4852 mg/L	0.4852 mg/L	17:53:31
2	Sr 407.771†	Saturated2	Saturated2			17:53:31
Saturated in preshot (code 2)						
2	Ti 337.279†	2161711.0	2101383.8	2.750 mg/L	2.750 mg/L	17:53:05
2	Tl 190.801†	-4.7	-2.7	0.0230 mg/L	0.0230 mg/L	17:53:31
2	V 292.402†	59471.7	59127.5	0.2055 mg/L	0.2055 mg/L	17:53:10
2	Zn 213.857†	232810.8	225493.2	3.118 mg/L	3.118 mg/L	17:53:10

 Mean Data: 0607173-06

Analyte	Mean Corrected Intensity	Calib Conc. Units	Std.Dev.	Sample Conc. Units	Std.Dev.	RSD
Y 371.029	3442196.2	1.03 mg/L	0.000			0.04%
Ag 328.068†	399423.3	1.354 mg/L	0.0097	1.354 mg/L	0.0097	0.71%
Al 237.313†	514320.3	59.65 mg/L	0.138	59.65 mg/L	0.138	0.23%
As 188.979†	57.6	0.0956 mg/L	0.00507	0.0956 mg/L	0.00507	5.31%
B 182.528†	47.6	0.1538 mg/L	0.00729	0.1538 mg/L	0.00729	4.74%
Ba 233.527†	94441.5	0.8308 mg/L	0.00550	0.8308 mg/L	0.00550	0.66%
Be 313.107†	20382.6	0.0027 mg/L	0.00000	0.0027 mg/L	0.00000	0.15%
Ca 315.886†	15321045.8	113.8 mg/L	0.20	113.8 mg/L	0.20	0.18%
Cd 228.802†	768.8	0.0206 mg/L	0.00037	0.0206 mg/L	0.00037	1.82%
Co 228.616†	2097.7	0.0523 mg/L	0.00035	0.0523 mg/L	0.00035	0.68%
Cr 267.716†	21582.2	0.1482 mg/L	0.00086	0.1482 mg/L	0.00086	0.58%
Cu 324.752†	1769020.0	6.572 mg/L	0.0520	6.572 mg/L	0.0520	0.79%
Fe 234.349†	7209206.3	151.3 mg/L	0.34	151.3 mg/L	0.34	0.23%
Fe 238.204†	16266090.1	140.3 mg/L	0.25	140.3 mg/L	0.25	0.18%
K 766.490†	12802.5	6.698 mg/L	0.0621	6.698 mg/L	0.0621	0.93%
Li 670.784†	2480.0	0.0714 mg/L	0.00192	0.0714 mg/L	0.00192	2.68%
Mg 279.077†	411372.4	16.21 mg/L	0.008	16.21 mg/L	0.008	0.05%
Mn 257.610†	1563336.4	1.904 mg/L	0.0033	1.904 mg/L	0.0033	0.17%

Mo 202.031†	235.9	0.0177 mg/L	0.00006	0.0177 mg/L	0.00006	0.34%
Na 589.592	68144.5	8.437 mg/L	0.0514	8.437 mg/L	0.0514	0.61%
Ni 231.604†	19492.8	0.7513 mg/L	0.01560	0.7513 mg/L	0.01560	2.08%
P 214.914†	10084.1	7.377 mg/L	0.0127	7.377 mg/L	0.0127	0.17%
Pb 220.353†	120375.0	13.76 mg/L	0.037	13.76 mg/L	0.037	0.27%
Sb 206.836†	11.4	0.0016 mg/L	0.00331	0.0016 mg/L	0.00331	200.62%
Se 196.026†	-2.0	-0.0116 mg/L	0.00715	-0.0116 mg/L	0.00715	61.56%
Sn 189.927†	1658.6	0.4804 mg/L	0.00676	0.4804 mg/L	0.00676	1.41%
Sr 407.771†	Saturated2					
Ti 337.279†	2101007.8	2.750 mg/L	0.0007	2.750 mg/L	0.0007	0.03%
Tl 190.801†	4.3	0.0288 mg/L	0.00814	0.0288 mg/L	0.00814	28.29%
V 292.402†	58893.5	0.2046 mg/L	0.00123	0.2046 mg/L	0.00123	0.60%
Zn 213.857†	224647.9	3.107 mg/L	0.0165	3.107 mg/L	0.0165	0.53%

Sequence No.: 25

Sample ID: CCV

Analyst:

Initial Sample Wt:

Dilution:

Autosampler Location: 3

Date Collected: 7/14/2006 5:55:10 PM

Data Type: Original

Initial Sample Vol:

Sample Prep Vol:

Replicate Data: CCV

Repl#	Analyte	Net		Corrected		Calib.		Sample		Analysis Time
		Intensity	Conc.	Intensity	Conc.	Units	Conc.	Units		
1	K 766.490†	45452.8	23.85 mg/L	46163.7	23.85 mg/L		23.85 mg/L		17:56:48	
1	Li 670.784†	15923.1	0.4761 mg/L	16203.1	0.4761 mg/L		0.4761 mg/L		17:56:48	
1	Na 589.592	197996.2	24.92 mg/L	199056.4	24.92 mg/L		24.92 mg/L		17:56:48	
1	Y 371.029	3267135.5	0.977 mg/L	3267135.5	0.977 mg/L				17:57:03	
1	Ag 328.068†	69228.0	0.2509 mg/L	74291.9	0.2509 mg/L		0.2509 mg/L		17:57:08	
1	Al 237.313†	20576.0	2.472 mg/L	21074.8	2.472 mg/L		2.472 mg/L		17:57:08	
1	As 188.979†	255.6	0.4630 mg/L	256.3	0.4630 mg/L		0.4630 mg/L		17:57:29	
1	B 182.528†	136.8	0.4650 mg/L	142.9	0.4650 mg/L		0.4650 mg/L		17:57:29	
1	Ba 233.527†	55155.8	0.4982 mg/L	56629.1	0.4982 mg/L		0.4982 mg/L		17:57:08	
1	Be 313.107†	242752.2	0.0491 mg/L	246030.9	0.0491 mg/L		0.0491 mg/L		17:57:03	
1	Ca 315.886†	653407.8	4.962 mg/L	667780.0	4.962 mg/L		4.962 mg/L		17:57:03	
1	Cd 228.802†	9455.9	0.2486 mg/L	9562.1	0.2486 mg/L		0.2486 mg/L		17:57:29	
1	Co 228.616†	17084.1	0.4970 mg/L	17679.9	0.4970 mg/L		0.4970 mg/L		17:57:08	
1	Cr 267.716†	75239.9	0.4958 mg/L	76115.8	0.4958 mg/L		0.4958 mg/L		17:57:08	
1	Cu 324.752†	139772.2	0.5066 mg/L	137780.5	0.5066 mg/L		0.5066 mg/L		17:57:08	
1	Fe 234.349†	117891.8	2.508 mg/L	119897.7	2.508 mg/L		2.508 mg/L		17:57:08	
1	Fe 238.204†	288508.6	2.528 mg/L	294313.5	2.528 mg/L		2.528 mg/L		17:57:08	
1	Mg 279.077†	123137.9	4.961 mg/L	125594.0	4.961 mg/L		4.961 mg/L		17:57:08	
1	Mn 257.610†	403764.1	0.4998 mg/L	411659.2	0.4998 mg/L		0.4998 mg/L		17:57:03	
1	Mo 202.031†	6651.3	0.4959 mg/L	6750.8	0.4959 mg/L		0.4959 mg/L		17:57:29	
1	Ni 231.604†	12154.0	0.4785 mg/L	12446.9	0.4785 mg/L		0.4785 mg/L		17:57:08	
1	P 214.914†	6647.2	4.903 mg/L	6697.5	4.903 mg/L		4.903 mg/L		17:57:29	
1	Pb 220.353†	4225.8	0.5086 mg/L	4459.2	0.5086 mg/L		0.5086 mg/L		17:57:29	
1	Sb 206.836†	984.2	0.4905 mg/L	986.4	0.4905 mg/L		0.4905 mg/L		17:57:29	
1	Se 196.026†	624.5	0.9408 mg/L	650.4	0.9408 mg/L		0.9408 mg/L		17:57:29	
1	Sn 189.927†	1758.0	0.4902 mg/L	1722.1	0.4902 mg/L		0.4902 mg/L		17:57:29	
1	Sr 407.771†	1131142.0	0.0500 mg/L	1151788.7	0.0500 mg/L		0.0500 mg/L		17:57:03	
1	Ti 337.279†	369637.6	0.4964 mg/L	380027.1	0.4964 mg/L		0.4964 mg/L		17:57:03	
1	Tl 190.801†	583.5	0.4945 mg/L	599.2	0.4945 mg/L		0.4945 mg/L		17:57:29	
1	V 292.402†	123468.0	0.5006 mg/L	127747.4	0.5006 mg/L		0.5006 mg/L		17:57:08	
1	Zn 213.857†	35943.2	0.5006 mg/L	36150.2	0.5006 mg/L		0.5006 mg/L		17:57:08	
2	K 766.490†	45219.5	23.64 mg/L	45751.9	23.64 mg/L		23.64 mg/L		17:56:53	
2	Li 670.784†	15941.3	0.4748 mg/L	16160.8	0.4748 mg/L		0.4748 mg/L		17:56:53	
2	Na 589.592	198014.1	24.93 mg/L	199074.2	24.93 mg/L		24.93 mg/L		17:56:53	
2	Y 371.029	3279393.4	0.981 mg/L	3279393.4	0.981 mg/L				17:57:36	
2	Ag 328.068†	69031.5	0.2493 mg/L	73826.6	0.2493 mg/L		0.2493 mg/L		17:57:41	
2	Al 237.313†	20582.6	2.464 mg/L	21002.8	2.464 mg/L		2.464 mg/L		17:57:41	
2	As 188.979†	253.7	0.4576 mg/L	253.4	0.4576 mg/L		0.4576 mg/L		17:58:01	
2	B 182.528†	137.1	0.4644 mg/L	142.7	0.4644 mg/L		0.4644 mg/L		17:58:01	
2	Ba 233.527†	55213.7	0.4968 mg/L	56477.1	0.4968 mg/L		0.4968 mg/L		17:57:41	
2	Be 313.107†	243595.2	0.0491 mg/L	245961.8	0.0491 mg/L		0.0491 mg/L		17:57:36	
2	Ca 315.886†	656096.5	4.964 mg/L	668021.9	4.964 mg/L		4.964 mg/L		17:57:36	
2	Cd 228.802†	9487.7	0.2485 mg/L	9558.4	0.2485 mg/L		0.2485 mg/L		17:58:01	
2	Co 228.616†	17127.7	0.4964 mg/L	17658.9	0.4964 mg/L		0.4964 mg/L		17:57:41	
2	Cr 267.716†	75241.3	0.4940 mg/L	75829.4	0.4940 mg/L		0.4940 mg/L		17:57:41	
2	Cu 324.752†	138273.5	0.4989 mg/L	135717.2	0.4989 mg/L		0.4989 mg/L		17:57:41	
2	Fe 234.349†	118031.2	2.501 mg/L	119588.8	2.501 mg/L		2.501 mg/L		17:57:41	

2	Fe 238.204†	289059.4	293771.3	2.524 mg/L	2.524 mg/L	17:57:41
2	Mg 279.077†	123375.4	125365.1	4.952 mg/L	4.952 mg/L	17:57:41
2	Mn 257.610†	405177.4	411555.7	0.4996 mg/L	0.4996 mg/L	17:57:36
2	Mo 202.031†	6717.1	6792.4	0.4990 mg/L	0.4990 mg/L	17:58:01
2	Ni 231.604†	11903.9	12145.3	0.4668 mg/L	0.4668 mg/L	17:57:41
2	P 214.914†	6673.5	6698.9	4.904 mg/L	4.904 mg/L	17:58:01
2	Pb 220.353†	4242.9	4460.4	0.5088 mg/L	0.5088 mg/L	17:58:01
2	Sb 206.836†	982.5	980.9	0.4878 mg/L	0.4878 mg/L	17:58:01
2	Se 196.026†	619.3	642.6	0.9295 mg/L	0.9295 mg/L	17:58:01
2	Sn 189.927†	1777.5	1735.3	0.4939 mg/L	0.4939 mg/L	17:58:01
2	Sr 407.771†	1135916.7	1152330.0	0.0500 mg/L	0.0500 mg/L	17:57:36
2	Ti 337.279†	370940.2	379941.2	0.4963 mg/L	0.4963 mg/L	17:57:36
2	Tl 190.801†	596.1	609.7	0.5032 mg/L	0.5032 mg/L	17:58:01
2	V 292.402†	122957.7	126754.6	0.4968 mg/L	0.4968 mg/L	17:57:41
2	Zn 213.857†	35768.1	35834.2	0.4963 mg/L	0.4963 mg/L	17:57:41

Mean Data: CCV

Analyte	Mean Corrected Intensity	Calib Conc. Units	Std.Dev.	Sample Conc. Units	Std.Dev.	RSD
Y 371.029	3273264.4	0.979 mg/L	0.0026			
Ag 328.068†	74059.3	0.2501 mg/L	0.00111	0.2501 mg/L	0.00111	0.26%
QC value within limits for Ag 328.068		Recovery = 100.03%				0.44%
Al 237.313†	21038.8	2.468 mg/L	0.0060	2.468 mg/L	0.0060	0.24%
QC value within limits for Al 237.313		Recovery = 98.71%				
As 188.979†	254.9	0.4603 mg/L	0.00378	0.4603 mg/L	0.00378	0.82%
QC value within limits for As 188.979		Recovery = 92.06%				
B 182.528†	142.8	0.4647 mg/L	0.00041	0.4647 mg/L	0.00041	0.09%
QC value within limits for B 182.528		Recovery = 92.94%				
Ba 233.527†	56553.1	0.4975 mg/L	0.00094	0.4975 mg/L	0.00094	0.19%
QC value within limits for Ba 233.527		Recovery = 99.50%				
Be 313.107†	245996.3	0.0491 mg/L	0.00001	0.0491 mg/L	0.00001	0.02%
QC value within limits for Be 313.107		Recovery = 98.26%				
Ca 315.886†	667901.0	4.963 mg/L	0.0013	4.963 mg/L	0.0013	0.03%
QC value within limits for Ca 315.886		Recovery = 99.26%				
Cd 228.802†	9560.2	0.2485 mg/L	0.00005	0.2485 mg/L	0.00005	0.02%
QC value within limits for Cd 228.802		Recovery = 99.41%				
Co 228.616†	17669.4	0.4967 mg/L	0.00042	0.4967 mg/L	0.00042	0.08%
QC value within limits for Co 228.616		Recovery = 99.34%				
Cr 267.716†	75972.6	0.4949 mg/L	0.00132	0.4949 mg/L	0.00132	0.27%
QC value within limits for Cr 267.716		Recovery = 98.98%				
Cu 324.752†	136748.8	0.5027 mg/L	0.00540	0.5027 mg/L	0.00540	1.07%
QC value within limits for Cu 324.752		Recovery = 100.55%				
Fe 234.349†	119743.3	2.504 mg/L	0.0045	2.504 mg/L	0.0045	0.18%
QC value within limits for Fe 234.349		Recovery = 100.17%				
Fe 238.204†	294042.4	2.526 mg/L	0.0033	2.526 mg/L	0.0033	0.13%
QC value within limits for Fe 238.204		Recovery = 101.04%				
K 766.490†	45957.8	23.75 mg/L	0.150	23.75 mg/L	0.150	0.63%
QC value within limits for K 766.490		Recovery = 94.98%				
Li 670.784†	16182.0	0.4755 mg/L	0.00088	0.4755 mg/L	0.00088	0.19%
QC value within limits for Li 670.784		Recovery = 95.09%				
Mg 279.077†	125479.6	4.957 mg/L	0.0064	4.957 mg/L	0.0064	0.13%
QC value within limits for Mg 279.077		Recovery = 99.14%				
Mn 257.610†	411607.4	0.4997 mg/L	0.00009	0.4997 mg/L	0.00009	0.02%
QC value within limits for Mn 257.610		Recovery = 99.94%				
Mo 202.031†	6771.6	0.4975 mg/L	0.00216	0.4975 mg/L	0.00216	0.43%
QC value within limits for Mo 202.031		Recovery = 99.49%				
Na 589.592	199065.3	24.93 mg/L	0.002	24.93 mg/L	0.002	0.01%
QC value within limits for Na 589.592		Recovery = 99.70%				
Ni 231.604†	12296.1	0.4727 mg/L	0.00827	0.4727 mg/L	0.00827	1.75%
QC value within limits for Ni 231.604		Recovery = 94.53%				
P 214.914†	6698.2	4.903 mg/L	0.0007	4.903 mg/L	0.0007	0.01%
QC value within limits for P 214.914		Recovery = 98.07%				
Pb 220.353†	4459.8	0.5087 mg/L	0.00011	0.5087 mg/L	0.00011	0.02%
QC value within limits for Pb 220.353		Recovery = 101.74%				
Sb 206.836†	983.6	0.4891 mg/L	0.00196	0.4891 mg/L	0.00196	0.40%
QC value within limits for Sb 206.836		Recovery = 97.83%				
Se 196.026†	646.5	0.9352 mg/L	0.00798	0.9352 mg/L	0.00798	0.85%
QC value within limits for Se 196.026		Recovery = 93.52%				
Sn 189.927†	1728.7	0.4921 mg/L	0.00265	0.4921 mg/L	0.00265	0.54%
QC value within limits for Sn 189.927		Recovery = 98.41%				
Sr 407.771†	1152059.4	0.0500 mg/L	0.00002	0.0500 mg/L	0.00002	0.03%

QC value within limits for Sr 407.771 Recovery = 100.04%
 Ti 337.279† 379984.2 0.4963 mg/L 0.00008 0.4963 mg/L 0.00008 0.02%
 QC value within limits for Ti 337.279 Recovery = 99.27%
 Tl 190.801† 604.5 0.4988 mg/L 0.00615 0.4988 mg/L 0.00615 1.23%
 QC value within limits for Tl 190.801 Recovery = 99.76%
 V 292.402† 127251.0 0.4987 mg/L 0.00267 0.4987 mg/L 0.00267 0.54%
 QC value within limits for V 292.402 Recovery = 99.74%
 Zn 213.857† 35992.2 0.4984 mg/L 0.00306 0.4984 mg/L 0.00306 0.61%
 QC value within limits for Zn 213.857 Recovery = 99.69%
 All analyte(s) passed QC.

Sequence No.: 26

Sample ID: ICCB

Analyst:

Initial Sample Wt:

Dilution:

Autosampler Location: 1

Date Collected: 7/14/2006 5:59:40 PM

Data Type: Original

Initial Sample Vol:

Sample Prep Vol:

 Replicate Data: ICCB

Repl#	Analyte	Net Intensity	Corrected Intensity	Calib. Conc. Units	Sample Conc. Units	Analysis Time
1	K 766.490†	393.0	36.2	0.1343 mg/L	0.1343 mg/L	18:01:15
1	Li 670.784†	131.3	37.2	-0.0006 mg/L	-0.0006 mg/L	18:01:15
1	Na 589.592	-567.6	492.5	-0.0837 mg/L	-0.0837 mg/L	18:01:15
1	Y 371.029	3288615.2	3288615.2	0.983 mg/L		18:01:29
1	Ag 328.068†	-2954.5	423.0	0.0010 mg/L	0.0010 mg/L	18:01:34
1	Al 237.313†	27.0	39.9	0.0144 mg/L	0.0144 mg/L	18:01:54
1	As 188.979†	8.3	3.2	-0.0017 mg/L	-0.0017 mg/L	18:01:54
1	B 182.528†	-1.0	1.8	0.0040 mg/L	0.0040 mg/L	18:01:54
1	Ba 233.527†	-167.3	-0.5	0.0000 mg/L	0.0000 mg/L	18:01:54
1	Be 313.107†	2564.5	148.8	0.0000 mg/L	0.0000 mg/L	18:01:34
1	Ca 315.886†	1314.5	264.5	0.0007 mg/L	0.0007 mg/L	18:01:34
1	Cd 228.802†	112.1	-3.3	-0.0005 mg/L	-0.0005 mg/L	18:01:54
1	Co 228.616†	-219.7	-31.5	-0.0018 mg/L	-0.0018 mg/L	18:01:54
1	Cr 267.716†	907.7	20.6	-0.0003 mg/L	-0.0003 mg/L	18:01:34
1	Cu 324.752†	7447.8	2278.5	0.0044 mg/L	0.0044 mg/L	18:01:34
1	Fe 234.349†	984.8	220.9	0.0005 mg/L	0.0005 mg/L	18:01:54
1	Fe 238.204†	1690.8	705.0	-0.0041 mg/L	-0.0041 mg/L	18:01:54
1	Mg 279.077†	439.0	-8.0	-0.0039 mg/L	-0.0039 mg/L	18:01:34
1	Mn 257.610†	1589.9	-31.6	-0.0023 mg/L	-0.0023 mg/L	18:01:34
1	Mo 202.031†	55.5	-1.2	0.0003 mg/L	0.0003 mg/L	18:01:54
1	Ni 231.604†	-6.1	-0.6	-0.0049 mg/L	-0.0049 mg/L	18:01:54
1	P 214.914†	117.4	12.7	0.0193 mg/L	0.0193 mg/L	18:01:54
1	Pb 220.353†	-77.6	54.6	0.0040 mg/L	0.0040 mg/L	18:01:54
1	Sb 206.836†	20.0	-0.6	0.0006 mg/L	0.0006 mg/L	18:01:54
1	Se 196.026†	-11.8	-0.9	-0.0101 mg/L	-0.0101 mg/L	18:01:54
1	Sn 189.927†	72.0	-4.1	-0.0027 mg/L	-0.0027 mg/L	18:01:54
1	Sr 407.771†	6358.7	376.7	-0.0002 mg/L	-0.0002 mg/L	18:01:29
1	Ti 337.279†	-1362.4	267.0	-0.0008 mg/L	-0.0008 mg/L	18:01:34
1	Tl 190.801†	3.4	5.4	0.0030 mg/L	0.0030 mg/L	18:01:54
1	V 292.402†	-1237.3	102.8	0.0005 mg/L	0.0005 mg/L	18:01:34
1	Zn 213.857†	896.8	269.5	0.0040 mg/L	0.0040 mg/L	18:01:54
2	K 766.490†	346.2	-11.7	0.1097 mg/L	0.1097 mg/L	18:01:21
2	Li 670.784†	89.7	-5.2	-0.0019 mg/L	-0.0019 mg/L	18:01:21
2	Na 589.592	-608.1	452.0	-0.0888 mg/L	-0.0888 mg/L	18:01:21
2	Y 371.029	3292211.3	3292211.3	0.984 mg/L		18:02:00
2	Ag 328.068†	-3180.2	197.0	0.0002 mg/L	0.0002 mg/L	18:02:05
2	Al 237.313†	24.7	37.5	0.0141 mg/L	0.0141 mg/L	18:02:26
2	As 188.979†	6.4	1.2	-0.0053 mg/L	-0.0053 mg/L	18:02:26
2	B 182.528†	-1.4	1.5	0.0030 mg/L	0.0030 mg/L	18:02:26
2	Ba 233.527†	-145.8	21.5	0.0002 mg/L	0.0002 mg/L	18:02:26
2	Be 313.107†	2442.2	21.7	0.0000 mg/L	0.0000 mg/L	18:02:05
2	Ca 315.886†	1353.9	303.2	0.0010 mg/L	0.0010 mg/L	18:02:05
2	Cd 228.802†	114.3	-1.2	-0.0004 mg/L	-0.0004 mg/L	18:02:26
2	Co 228.616†	-195.0	-6.2	-0.0011 mg/L	-0.0011 mg/L	18:02:26
2	Cr 267.716†	948.7	61.3	0.0000 mg/L	0.0000 mg/L	18:02:05
2	Cu 324.752†	7314.7	2135.0	0.0039 mg/L	0.0039 mg/L	18:02:05
2	Fe 234.349†	907.1	140.8	-0.0012 mg/L	-0.0012 mg/L	18:02:26
2	Fe 238.204†	1468.5	477.2	-0.0061 mg/L	-0.0061 mg/L	18:02:26
2	Mg 279.077†	444.2	-3.1	-0.0038 mg/L	-0.0038 mg/L	18:02:05
2	Mn 257.610†	1509.9	-114.7	-0.0024 mg/L	-0.0024 mg/L	18:02:05

2	Mo 202.031†	59.8	3.0	0.0006 mg/L	0.0006 mg/L	18:02:26
2	Ni 231.604†	-5.0	0.5	-0.0049 mg/L	-0.0049 mg/L	18:02:26
2	P 214.914†	119.4	14.5	0.0206 mg/L	0.0206 mg/L	18:02:26
2	Pb 220.353†	-92.6	39.4	0.0023 mg/L	0.0023 mg/L	18:02:26
2	Sb 206.836†	22.7	2.0	0.0020 mg/L	0.0020 mg/L	18:02:26
2	Se 196.026†	-11.7	-0.8	-0.0099 mg/L	-0.0099 mg/L	18:02:26
2	Sn 189.927†	63.2	-13.2	-0.0053 mg/L	-0.0053 mg/L	18:02:26
2	Sr 407.771†	6094.7	101.5	-0.0002 mg/L	-0.0002 mg/L	18:02:00
2	Ti 337.279†	-1362.2	268.7	-0.0008 mg/L	-0.0008 mg/L	18:02:05
2	Tl 190.801†	7.0	9.0	0.0060 mg/L	0.0060 mg/L	18:02:26
2	V 292.402†	-1276.5	64.3	0.0003 mg/L	0.0003 mg/L	18:02:05
2	Zn 213.857†	862.7	233.8	0.0036 mg/L	0.0036 mg/L	18:02:26

Mean Data: ICCB

Analyte	Mean Corrected Intensity	Conc. Units	Calib	Std.Dev.	Sample Conc. Units	Std.Dev.	RSD
Y 371.029	3290413.2	0.984 mg/L		0.0008			0.08%
Ag 328.068†	310.0	0.0006 mg/L		0.00054	0.0006 mg/L	0.00054	90.16%
QC value within limits for Ag 328.068 Recovery = Not calculated							
Al 237.313†	38.7	0.0142 mg/L		0.00019	0.0142 mg/L	0.00019	1.33%
QC value within limits for Al 237.313 Recovery = Not calculated							
As 188.979†	2.2	-0.0035 mg/L		0.00255	-0.0035 mg/L	0.00255	73.40%
QC value within limits for As 188.979 Recovery = Not calculated							
B 182.528†	1.7	0.0035 mg/L		0.00075	0.0035 mg/L	0.00075	21.42%
QC value within limits for B 182.528 Recovery = Not calculated							
Ba 233.527†	10.5	0.0001 mg/L		0.00014	0.0001 mg/L	0.00014	121.14%
QC value within limits for Ba 233.527 Recovery = Not calculated							
Be 313.107†	85.2	0.0000 mg/L		0.00002	0.0000 mg/L	0.00002	60.48%
QC value within limits for Be 313.107 Recovery = Not calculated							
Ca 315.886†	283.9	0.0009 mg/L		0.00020	0.0009 mg/L	0.00020	22.93%
QC value within limits for Ca 315.886 Recovery = Not calculated							
Cd 228.802†	-2.3	-0.0004 mg/L		0.00005	-0.0004 mg/L	0.00005	13.09%
QC value within limits for Cd 228.802 Recovery = Not calculated							
Co 228.616†	-18.8	-0.0014 mg/L		0.00051	-0.0014 mg/L	0.00051	35.16%
QC value within limits for Co 228.616 Recovery = Not calculated							
Cr 267.716†	40.9	-0.0002 mg/L		0.00019	-0.0002 mg/L	0.00019	122.32%
QC value within limits for Cr 267.716 Recovery = Not calculated							
Cu 324.752†	2206.8	0.0041 mg/L		0.00038	0.0041 mg/L	0.00038	9.06%
QC value greater than the upper limit for Cu 324.752 Recovery = Not calculated							
Fe 234.349†	180.8	-0.0003 mg/L		0.00119	-0.0003 mg/L	0.00119	354.42%
QC value within limits for Fe 234.349 Recovery = Not calculated							
Fe 238.204†	591.1	-0.0051 mg/L		0.00139	-0.0051 mg/L	0.00139	27.38%
QC value within limits for Fe 238.204 Recovery = Not calculated							
K 766.490†	12.2	0.1220 mg/L		0.01742	0.1220 mg/L	0.01742	14.28%
QC value greater than the upper limit for K 766.490 Recovery = Not calculated							
Li 670.784†	16.0	-0.0012 mg/L		0.00089	-0.0012 mg/L	0.00089	72.13%
QC value within limits for Li 670.784 Recovery = Not calculated							
Mg 279.077†	-5.6	-0.0038 mg/L		0.00014	-0.0038 mg/L	0.00014	3.53%
QC value within limits for Mg 279.077 Recovery = Not calculated							
Mn 257.610†	-73.2	-0.0023 mg/L		0.00007	-0.0023 mg/L	0.00007	3.11%
QC value within limits for Mn 257.610 Recovery = Not calculated							
Mo 202.031†	0.9	0.0004 mg/L		0.00022	0.0004 mg/L	0.00022	50.12%
QC value within limits for Mo 202.031 Recovery = Not calculated							
Na 589.592	472.3	-0.0862 mg/L		0.00361	-0.0862 mg/L	0.00361	4.19%
QC value within limits for Na 589.592 Recovery = Not calculated							
Ni 231.604†	-0.1	-0.0049 mg/L		0.00003	-0.0049 mg/L	0.00003	0.64%
QC value less than the lower limit for Ni 231.604 Recovery = Not calculated							
P 214.914†	13.6	0.0199 mg/L		0.00096	0.0199 mg/L	0.00096	4.84%
QC value within limits for P 214.914 Recovery = Not calculated							
Pb 220.353†	47.0	0.0032 mg/L		0.00122	0.0032 mg/L	0.00122	38.61%
QC value within limits for Pb 220.353 Recovery = Not calculated							
Sb 206.836†	0.7	0.0013 mg/L		0.00096	0.0013 mg/L	0.00096	72.90%
QC value within limits for Sb 206.836 Recovery = Not calculated							
Se 196.026†	-0.8	-0.0100 mg/L		0.00016	-0.0100 mg/L	0.00016	1.57%
QC value within limits for Se 196.026 Recovery = Not calculated							
Sn 189.927†	-8.7	-0.0040 mg/L		0.00183	-0.0040 mg/L	0.00183	45.60%
QC value within limits for Sn 189.927 Recovery = Not calculated							
Sr 407.771†	239.1	-0.0002 mg/L		0.00001	-0.0002 mg/L	0.00001	3.57%
QC value within limits for Sr 407.771 Recovery = Not calculated							
Ti 337.279†	267.9	-0.0008 mg/L		0.00000	-0.0008 mg/L	0.00000	0.21%
QC value within limits for Ti 337.279 Recovery = Not calculated							

Tl 190.801†	7.2	0.0045 mg/L	0.00208	0.0045 mg/L	0.00208	46.36%
QC value within limits for Tl 190.801 Recovery = Not calculated						
V 292.402†	83.5	0.0004 mg/L	0.00010	0.0004 mg/L	0.00010	24.63%
QC value within limits for V 292.402 Recovery = Not calculated						
Zn 213.857†	251.7	0.0038 mg/L	0.00035	0.0038 mg/L	0.00035	9.23%
QC value within limits for Zn 213.857 Recovery = Not calculated						
QC Failed. Continue with analysis.						

Sequence No.: 27
 Sample ID: 0607173-07
 Analyst:
 Initial Sample Wt:
 Dilution:

Autosampler Location: 19
 Date Collected: 7/14/2006 6:04:05 PM
 Data Type: Original
 Initial Sample Vol:
 Sample Prep Vol:

 Replicate Data: 0607173-07

Repl#	Analyte	Net Intensity	Corrected Intensity	Calib. Conc. Units	Sample Conc. Units	Analysis Time
1	K 766.490†	14539.7	13958.9	7.293 mg/L	7.293 mg/L	18:05:41
1	Li 670.784†	2592.1	2457.0	0.0707 mg/L	0.0707 mg/L	18:05:41
1	Na 589.592	84446.8	85506.9	10.62 mg/L	10.62 mg/L	18:05:41
1	Y 371.029	3395127.0	3395127.0	1.02 mg/L		18:06:12
1	Ag 328.068†	795911.5	787437.8	2.666 mg/L	2.666 mg/L	18:06:12
1	Al 237.313†	490551.5	483228.7	55.87 mg/L	55.87 mg/L	18:06:12
1	As 188.979†	59.4	53.2	0.0874 mg/L	0.0874 mg/L	18:06:38
1	B 182.528†	69.1	70.9	0.2299 mg/L	0.2299 mg/L	18:06:38
1	Ba 233.527†	107975.5	106530.5	0.9369 mg/L	0.9369 mg/L	18:06:17
1	Be 313.107†	51384.5	48157.0	0.0089 mg/L	0.0089 mg/L	18:06:17
1	Ca 315.886†	15470118.4	15237721.8	113.2 mg/L	113.2 mg/L	18:06:03
1	Cd 228.802†	1573.3	1432.5	0.0382 mg/L	0.0382 mg/L	18:06:38
1	Co 228.616†	2153.5	2313.2	0.0590 mg/L	0.0590 mg/L	18:06:38
1	Cr 267.716†	179322.9	175739.0	1.156 mg/L	1.156 mg/L	18:06:17
1	Cu 324.752†	3922916.6	3858961.8	14.31 mg/L	14.31 mg/L	18:06:12
1	Fe 234.349†	8879212.4	8745661.1	183.6 mg/L	183.6 mg/L	18:06:03
1	Fe 238.204†	19676686.6	19381447.0	167.1 mg/L	167.1 mg/L	18:06:03
1	Mg 279.077†	397719.2	391317.7	15.40 mg/L	15.40 mg/L	18:06:12
1	Mn 257.610†	1693542.2	1666570.2	2.030 mg/L	2.030 mg/L	18:06:12
1	Mo 202.031†	562.7	496.5	0.0368 mg/L	0.0368 mg/L	18:06:38
1	Ni 231.604†	23644.0	23296.0	0.8988 mg/L	0.8988 mg/L	18:06:17
1	P 214.914†	15206.4	14872.2	10.87 mg/L	10.87 mg/L	18:06:17
1	Pb 220.353†	211993.3	208956.9	23.88 mg/L	23.88 mg/L	18:06:17
1	Sb 206.836†	195.3	171.3	0.0641 mg/L	0.0641 mg/L	18:06:38
1	Se 196.026†	-9.3	1.9	-0.0060 mg/L	-0.0060 mg/L	18:06:38
1	Sn 189.927†	6466.0	6292.0	1.803 mg/L	1.803 mg/L	18:06:38
1	Sr 407.771†	Saturated2	Saturated2			18:06:38
Saturated in preshot (code 2)						
1	Ti 337.279†	1897829.8	1871104.1	2.449 mg/L	2.449 mg/L	18:06:12
1	Tl 190.801†	12.5	14.2	0.0382 mg/L	0.0382 mg/L	18:06:38
1	V 292.402†	144024.6	143232.0	0.5261 mg/L	0.5261 mg/L	18:06:17
1	Zn 213.857†	489946.7	481978.1	6.681 mg/L	6.681 mg/L	18:06:12
2	K 766.490†	14846.5	14228.8	7.432 mg/L	7.432 mg/L	18:05:46
2	Li 670.784†	2663.4	2521.4	0.0726 mg/L	0.0726 mg/L	18:05:46
2	Na 589.592	84971.6	86031.7	10.69 mg/L	10.69 mg/L	18:05:46
2	Y 371.029	3402628.2	3402628.2	1.02 mg/L		18:07:00
2	Ag 328.068†	803598.5	793264.9	2.686 mg/L	2.686 mg/L	18:07:00
2	Al 237.313†	491726.4	483318.2	55.89 mg/L	55.89 mg/L	18:07:00
2	As 188.979†	64.0	57.6	0.0955 mg/L	0.0955 mg/L	18:07:26
2	B 182.528†	73.5	75.1	0.2435 mg/L	0.2435 mg/L	18:07:26
2	Ba 233.527†	107711.3	106036.4	0.9325 mg/L	0.9325 mg/L	18:07:05
2	Be 313.107†	51147.8	47812.7	0.0089 mg/L	0.0089 mg/L	18:07:05
2	Ca 315.886†	15377096.5	15112698.4	112.3 mg/L	112.3 mg/L	18:06:51
2	Cd 228.802†	1594.6	1449.9	0.0386 mg/L	0.0386 mg/L	18:07:26
2	Co 228.616†	2160.3	2315.3	0.0590 mg/L	0.0590 mg/L	18:07:26
2	Cr 267.716†	179160.2	175189.7	1.152 mg/L	1.152 mg/L	18:07:05
2	Cu 324.752†	3934347.0	3861677.5	14.32 mg/L	14.32 mg/L	18:07:00
2	Fe 234.349†	8797713.6	8646276.0	181.5 mg/L	181.5 mg/L	18:06:51
2	Fe 238.204†	19506370.5	19171318.1	165.3 mg/L	165.3 mg/L	18:06:51
2	Mg 279.077†	398991.5	391704.6	15.42 mg/L	15.42 mg/L	18:07:00
2	Mn 257.610†	1697918.7	1667194.1	2.030 mg/L	2.030 mg/L	18:07:00
2	Mo 202.031†	563.2	495.9	0.0368 mg/L	0.0368 mg/L	18:07:26
2	Ni 231.604†	23865.4	23462.3	0.9052 mg/L	0.9052 mg/L	18:07:05

2	P 214.914†	15051.9	14687.4	10.74 mg/L	10.74 mg/L	18:07:05
2	Pb 220.353†	211059.0	207578.2	23.72 mg/L	23.72 mg/L	18:07:05
2	Sb 206.836†	192.2	167.9	0.0624 mg/L	0.0624 mg/L	18:07:26
2	Se 196.026†	-4.0	7.1	0.0017 mg/L	0.0017 mg/L	18:07:26
2	Sn 189.927†	6452.8	6264.9	1.795 mg/L	1.795 mg/L	18:07:26
2	Sr 407.771†	Saturated2	Saturated2			18:07:26
Saturated in preshot (code 2)						
2	Ti 337.279†	1904294.0	1873336.3	2.451 mg/L	2.451 mg/L	18:07:00
2	Tl 190.801†	1.7	3.5	0.0294 mg/L	0.0294 mg/L	18:07:26
2	V 292.402†	144373.7	143262.4	0.5265 mg/L	0.5265 mg/L	18:07:05
2	Zn 213.857†	491770.1	482706.2	6.692 mg/L	6.692 mg/L	18:07:00

 Mean Data: 0607173-07

Analyte	Mean Corrected Intensity	Conc. Units	Calib	Std.Dev.	Sample Conc. Units	Std.Dev.	RSD
Y 371.029	3398877.6	1.02 mg/L		0.002			0.16%
Ag 328.068†	790351.4	2.676 mg/L		0.0139	2.676 mg/L	0.0139	0.52%
Al 237.313†	483273.5	55.88 mg/L		0.014	55.88 mg/L	0.014	0.02%
As 188.979†	55.4	0.0914 mg/L		0.00573	0.0914 mg/L	0.00573	6.27%
B 182.528†	73.0	0.2367 mg/L		0.00963	0.2367 mg/L	0.00963	4.07%
Ba 233.527†	106283.5	0.9347 mg/L		0.00307	0.9347 mg/L	0.00307	0.33%
Be 313.107†	47984.9	0.0089 mg/L		0.00006	0.0089 mg/L	0.00006	0.68%
Ca 315.886†	15175210.1	112.7 mg/L		0.66	112.7 mg/L	0.66	0.58%
Cd 228.802†	1441.2	0.0384 mg/L		0.00028	0.0384 mg/L	0.00028	0.73%
Co 228.616†	2314.2	0.0590 mg/L		0.00004	0.0590 mg/L	0.00004	0.06%
Cr 267.716†	175464.3	1.154 mg/L		0.0026	1.154 mg/L	0.0026	0.23%
Cu 324.752†	3860319.7	14.32 mg/L		0.007	14.32 mg/L	0.007	0.05%
Fe 234.349†	8695968.5	182.5 mg/L		1.48	182.5 mg/L	1.48	0.81%
Fe 238.204†	19276382.6	166.2 mg/L		1.28	166.2 mg/L	1.28	0.77%
K 766.490†	14093.9	7.362 mg/L		0.0981	7.362 mg/L	0.0981	1.33%
Li 670.784†	2489.2	0.0717 mg/L		0.00134	0.0717 mg/L	0.00134	1.87%
Mg 279.077†	391511.1	15.41 mg/L		0.011	15.41 mg/L	0.011	0.07%
Mn 257.610†	1666882.2	2.030 mg/L		0.0005	2.030 mg/L	0.0005	0.03%
Mo 202.031†	496.2	0.0368 mg/L		0.00003	0.0368 mg/L	0.00003	0.09%
Na 589.592	85769.3	10.66 mg/L		0.047	10.66 mg/L	0.047	0.44%
Ni 231.604†	23379.2	0.9020 mg/L		0.00456	0.9020 mg/L	0.00456	0.51%
P 214.914†	14779.8	10.81 mg/L		0.095	10.81 mg/L	0.095	0.88%
Pb 220.353†	208267.6	23.80 mg/L		0.111	23.80 mg/L	0.111	0.47%
Sb 206.836†	169.6	0.0633 mg/L		0.00118	0.0633 mg/L	0.00118	1.87%
Se 196.026†	4.5	-0.0022 mg/L		0.00540	-0.0022 mg/L	0.00540	250.29%
Sn 189.927†	6278.4	1.799 mg/L		0.0055	1.799 mg/L	0.0055	0.31%
Sr 407.771†	Saturated2						
Ti 337.279†	1872220.2	2.450 mg/L		0.0021	2.450 mg/L	0.0021	0.08%
Tl 190.801†	8.9	0.0338 mg/L		0.00623	0.0338 mg/L	0.00623	18.44%
V 292.402†	143247.2	0.5263 mg/L		0.00027	0.5263 mg/L	0.00027	0.05%
Zn 213.857†	482342.1	6.686 mg/L		0.0073	6.686 mg/L	0.0073	0.11%

Sequence No.: 28
 Sample ID: 0607173-08
 Analyst:
 Initial Sample Wt:
 Dilution:

Autosampler Location: 20
 Date Collected: 7/14/2006 6:09:05 PM
 Data Type: Original
 Initial Sample Vol:
 Sample Prep Vol:

 Replicate Data: 0607173-08

Repl#	Analyte	Net Intensity	Corrected Intensity	Calib. Conc. Units	Sample Conc. Units	Analysis Time
1	K 766.490†	10261.8	9535.3	5.019 mg/L	5.019 mg/L	18:10:45
1	Li 670.784†	3217.0	3006.9	0.0870 mg/L	0.0870 mg/L	18:10:45
1	Na 589.592	52948.8	54008.9	6.656 mg/L	6.656 mg/L	18:10:45
1	Y 371.029	3467001.4	3467001.4	1.04 mg/L		18:11:09
1	Ag 328.068†	84202.7	84651.7	0.2893 mg/L	0.2893 mg/L	18:11:14
1	Al 237.313†	571782.0	551568.2	64.26 mg/L	64.26 mg/L	18:11:09
1	As 188.979†	51.6	44.5	0.0713 mg/L	0.0713 mg/L	18:11:34
1	B 182.528†	19.3	21.5	0.0682 mg/L	0.0682 mg/L	18:11:34
1	Ba 233.527†	121857.3	117716.4	1.036 mg/L	1.036 mg/L	18:11:14
1	Be 313.107†	33845.1	30188.7	0.0041 mg/L	0.0041 mg/L	18:11:14
1	Ca 315.886†	15540493.9	14989692.4	111.4 mg/L	111.4 mg/L	18:11:02
1	Cd 228.802†	440.0	307.2	0.0082 mg/L	0.0082 mg/L	18:11:34
1	Co 228.616†	1807.9	1935.9	0.0471 mg/L	0.0471 mg/L	18:11:34

1	Cr 267.716†	25588.3	23780.7	0.1595 mg/L	0.1595 mg/L	18:11:14
1	Cu 324.752†	1571032.1	1510162.9	5.604 mg/L	5.604 mg/L	18:11:09
1	Fe 234.349†	4804252.8	4633526.5	97.26 mg/L	97.26 mg/L	18:11:02
1	Fe 238.204†	11197941.2	10800810.8	93.13 mg/L	93.13 mg/L	18:11:02
1	Mg 279.077†	514062.3	495423.4	19.54 mg/L	19.54 mg/L	18:11:09
1	Mn 257.610†	1321834.0	1273427.0	1.550 mg/L	1.550 mg/L	18:11:09
1	Mo 202.031†	304.1	235.6	0.0177 mg/L	0.0177 mg/L	18:11:34
1	Ni 231.604†	11175.3	10785.6	0.4135 mg/L	0.4135 mg/L	18:11:14
1	P 214.914†	10742.1	10255.4	7.502 mg/L	7.502 mg/L	18:11:34
1	Pb 220.353†	9090.1	8902.0	1.021 mg/L	1.021 mg/L	18:11:34
1	Sb 206.836†	35.4	13.1	0.0016 mg/L	0.0016 mg/L	18:11:34
1	Se 196.026†	-1.0	10.1	0.0061 mg/L	0.0061 mg/L	18:11:34
1	Sn 189.927†	544.0	447.4	0.1331 mg/L	0.1331 mg/L	18:11:34
1	Sr 407.771†	Saturated2	Saturated2			18:11:34
Saturated in preshot (code 2)						
1	Ti 337.279†	2415685.8	2331885.9	3.052 mg/L	3.052 mg/L	18:11:09
1	Tl 190.801†	13.4	14.8	0.0311 mg/L	0.0311 mg/L	18:11:34
1	V 292.402†	40285.9	40221.8	0.1391 mg/L	0.1391 mg/L	18:11:14
1	Zn 213.857†	202852.1	195033.9	2.702 mg/L	2.702 mg/L	18:11:14
2	K 766.490†	10205.2	9557.1	5.030 mg/L	5.030 mg/L	18:10:50
2	Li 670.784†	3220.1	3033.9	0.0878 mg/L	0.0878 mg/L	18:10:50
2	Na 589.592	52963.7	54023.9	6.658 mg/L	6.658 mg/L	18:10:50
2	Y 371.029	3440334.9	3440334.9	1.03 mg/L		18:11:49
2	Ag 328.068†	85165.5	86217.2	0.2947 mg/L	0.2947 mg/L	18:11:55
2	Al 237.313†	565238.4	549482.3	64.01 mg/L	64.01 mg/L	18:11:49
2	As 188.979†	44.6	38.0	0.0594 mg/L	0.0594 mg/L	18:12:15
2	B 182.528†	18.5	20.8	0.0661 mg/L	0.0661 mg/L	18:12:15
2	Ba 233.527†	123378.3	120106.0	1.057 mg/L	1.057 mg/L	18:11:55
2	Be 313.107†	34024.7	30616.4	0.0042 mg/L	0.0042 mg/L	18:11:55
2	Ca 315.886†	15626071.1	15189077.6	112.8 mg/L	112.8 mg/L	18:11:43
2	Cd 228.802†	432.3	303.0	0.0082 mg/L	0.0082 mg/L	18:12:15
2	Co 228.616†	1828.2	1969.2	0.0481 mg/L	0.0481 mg/L	18:12:15
2	Cr 267.716†	25924.6	24298.9	0.1630 mg/L	0.1630 mg/L	18:11:55
2	Cu 324.752†	1590484.2	1540818.8	5.718 mg/L	5.718 mg/L	18:11:49
2	Fe 234.349†	4824487.2	4689117.6	98.43 mg/L	98.43 mg/L	18:11:43
2	Fe 238.204†	11258386.0	10943295.8	94.35 mg/L	94.35 mg/L	18:11:43
2	Mg 279.077†	508666.5	494021.8	19.49 mg/L	19.49 mg/L	18:11:49
2	Mn 257.610†	1307036.7	1268925.7	1.545 mg/L	1.545 mg/L	18:11:49
2	Mo 202.031†	301.5	235.4	0.0177 mg/L	0.0177 mg/L	18:12:15
2	Ni 231.604†	11327.8	11017.4	0.4225 mg/L	0.4225 mg/L	18:11:55
2	P 214.914†	10877.6	10467.4	7.657 mg/L	7.657 mg/L	18:12:15
2	Pb 220.353†	9131.6	9010.4	1.033 mg/L	1.033 mg/L	18:12:15
2	Sb 206.836†	30.3	8.4	-0.0008 mg/L	-0.0008 mg/L	18:12:15
2	Se 196.026†	-3.4	7.7	0.0025 mg/L	0.0025 mg/L	18:12:15
2	Sn 189.927†	550.1	457.3	0.1360 mg/L	0.1360 mg/L	18:12:15
2	Sr 407.771†	Saturated2	Saturated2			18:12:15
Saturated in preshot (code 2)						
2	Ti 337.279†	2391174.8	2326120.6	3.044 mg/L	3.044 mg/L	18:11:49
2	Tl 190.801†	14.2	15.7	0.0318 mg/L	0.0318 mg/L	18:12:15
2	V 292.402†	40946.1	41164.8	0.1426 mg/L	0.1426 mg/L	18:11:55
2	Zn 213.857†	205194.6	198827.8	2.755 mg/L	2.755 mg/L	18:11:55

Mean Data: 0607173-08

Analyte	Mean Corrected		Calib	Std.Dev.	Sample		Std.Dev.	RSD
	Intensity	Conc.			Conc.	Units		
Y 371.029	3453668.2	1.03 mg/L		0.006				
Ag 328.068†	85434.5	0.2920 mg/L		0.00377	0.2920 mg/L	0.00377	1.29%	
Al 237.313†	550525.3	64.13 mg/L		0.177	64.13 mg/L	0.177	0.28%	
As 188.979†	41.3	0.0653 mg/L		0.00841	0.0653 mg/L	0.00841	12.87%	
B 182.528†	21.1	0.0672 mg/L		0.00150	0.0672 mg/L	0.00150	2.23%	
Ba 233.527†	118911.2	1.046 mg/L		0.0149	1.046 mg/L	0.0149	1.42%	
Be 313.107†	30402.5	0.0041 mg/L		0.00007	0.0041 mg/L	0.00007	1.72%	
Ca 315.886†	15089385.0	112.1 mg/L		1.05	112.1 mg/L	1.05	0.93%	
Cd 228.802†	305.1	0.0082 mg/L		0.00002	0.0082 mg/L	0.00002	0.23%	
Co 228.616†	1952.6	0.0476 mg/L		0.00067	0.0476 mg/L	0.00067	1.41%	
Cr 267.716†	24039.8	0.1613 mg/L		0.00244	0.1613 mg/L	0.00244	1.51%	
Cu 324.752†	1525490.8	5.661 mg/L		0.0804	5.661 mg/L	0.0804	1.42%	
Fe 234.349†	4661322.1	97.84 mg/L		0.825	97.84 mg/L	0.825	0.84%	
Fe 238.204†	10872053.3	93.74 mg/L		0.869	93.74 mg/L	0.869	0.93%	
K 766.490†	9546.2	5.024 mg/L		0.0079	5.024 mg/L	0.0079	0.16%	
Li 670.784†	3020.4	0.0874 mg/L		0.00056	0.0874 mg/L	0.00056	0.65%	

Mg 279.077†	494722.6	19.52 mg/L	0.040	19.52 mg/L	0.040	0.20%
Mn 257.610†	1271176.4	1.548 mg/L	0.0039	1.548 mg/L	0.0039	0.25%
Mo 202.031†	235.5	0.0177 mg/L	0.00001	0.0177 mg/L	0.00001	0.06%
Na 589.592	54016.4	6.657 mg/L	0.0013	6.657 mg/L	0.0013	0.02%
Ni 231.604†	10901.5	0.4180 mg/L	0.00636	0.4180 mg/L	0.00636	1.52%
P 214.914†	10361.4	7.579 mg/L	0.1095	7.579 mg/L	0.1095	1.44%
Pb 220.353†	8956.2	1.027 mg/L	0.0086	1.027 mg/L	0.0086	0.84%
Sb 206.836†	10.8	0.0004 mg/L	0.00173	0.0004 mg/L	0.00173	418.08%
Se 196.026†	8.9	0.0043 mg/L	0.00249	0.0043 mg/L	0.00249	58.15%
Sn 189.927†	452.3	0.1345 mg/L	0.00204	0.1345 mg/L	0.00204	1.52%
Sr 407.771†	Saturated2					
Ti 337.279†	2329003.2	3.048 mg/L	0.0053	3.048 mg/L	0.0053	0.18%
Tl 190.801†	15.3	0.0315 mg/L	0.00045	0.0315 mg/L	0.00045	1.42%
V 292.402†	40693.3	0.1408 mg/L	0.00247	0.1408 mg/L	0.00247	1.76%
Zn 213.857†	196930.8	2.728 mg/L	0.0372	2.728 mg/L	0.0372	1.36%

Sequence No.: 29

Autosampler Location: 21

Sample ID: 0607173-09

Date Collected: 7/14/2006 6:13:54 PM

Analyst:

Data Type: Original

Initial Sample Wt:

Initial Sample Vol:

Dilution:

Sample Prep Vol:

Replicate Data: 0607173-09

Repl#	Analyte	Net Intensity	Corrected Intensity	Calib. Conc. Units	Sample Conc. Units	Analysis Time
1	K 766.490†	5305.4	4767.4	2.567 mg/L	2.567 mg/L	18:15:33
1	Li 670.784†	1208.7	1072.6	0.0299 mg/L	0.0299 mg/L	18:15:33
1	Na 589.592	42351.7	43411.8	5.322 mg/L	5.322 mg/L	18:15:33
1	Y 371.029	3458154.5	3458154.5	1.03 mg/L		18:16:03
1	Ag 328.068†	905465.3	879097.5	2.971 mg/L	2.971 mg/L	18:16:03
1	Al 237.313†	238903.6	231054.6	26.76 mg/L	26.76 mg/L	18:16:08
1	As 188.979†	32.5	26.2	0.0393 mg/L	0.0393 mg/L	18:16:28
1	B 182.528†	10.7	13.2	0.0412 mg/L	0.0412 mg/L	18:16:28
1	Ba 233.527†	39929.0	38784.7	0.3412 mg/L	0.3412 mg/L	18:16:08
1	Be 313.107†	29289.3	25866.3	0.0048 mg/L	0.0048 mg/L	18:16:08
1	Ca 315.886†	4480490.3	4331982.1	32.18 mg/L	32.18 mg/L	18:16:03
1	Cd 228.802†	1024.0	873.0	0.0230 mg/L	0.0230 mg/L	18:16:28
1	Co 228.616†	823.8	988.6	0.0242 mg/L	0.0242 mg/L	18:16:28
1	Cr 267.716†	118595.4	113790.4	0.7461 mg/L	0.7461 mg/L	18:16:08
1	Cu 324.752†	10991166.3	10624193.1	39.32 mg/L	39.32 mg/L	18:15:53
1	Fe 234.349†	3823749.7	3697144.0	77.60 mg/L	77.60 mg/L	18:16:03
1	Fe 238.204†	8955435.9	8659732.0	74.66 mg/L	74.66 mg/L	18:15:53
1	Mg 279.077†	190532.7	183808.6	7.235 mg/L	7.235 mg/L	18:16:08
1	Mn 257.610†	712599.1	687501.6	0.8360 mg/L	0.8360 mg/L	18:16:03
1	Mo 202.031†	486.3	412.5	0.0307 mg/L	0.0307 mg/L	18:16:28
1	Ni 231.604†	17822.1	17241.3	0.6639 mg/L	0.6639 mg/L	18:16:08
1	P 214.914†	26116.6	25150.5	18.38 mg/L	18.38 mg/L	18:16:08
1	Pb 220.353†	67432.2	65346.8	7.452 mg/L	7.452 mg/L	18:16:08
1	Sb 206.836†	40.8	18.4	-0.0055 mg/L	-0.0055 mg/L	18:16:28
1	Se 196.026†	-12.0	-0.5	-0.0095 mg/L	-0.0095 mg/L	18:16:28
1	Sn 189.927†	7103.8	6792.7	1.940 mg/L	1.940 mg/L	18:16:28
1	Sr 407.771†	3220639.2	3108570.4	0.1354 mg/L	0.1354 mg/L	18:16:03
1	Ti 337.279†	989270.1	958369.5	1.254 mg/L	1.254 mg/L	18:16:03
1	Tl 190.801†	9.0	10.6	0.0187 mg/L	0.0187 mg/L	18:16:28
1	V 292.402†	39626.4	39683.5	0.1416 mg/L	0.1416 mg/L	18:16:08
1	Zn 213.857†	901021.5	870729.7	12.10 mg/L	12.10 mg/L	18:16:03
2	K 766.490†	5390.4	4854.3	2.612 mg/L	2.612 mg/L	18:15:39
2	Li 670.784†	1175.8	1041.8	0.0290 mg/L	0.0290 mg/L	18:15:39
2	Na 589.592	42411.5	43471.6	5.329 mg/L	5.329 mg/L	18:15:39
2	Y 371.029	3455017.6	3455017.6	1.03 mg/L		18:16:49
2	Ag 328.068†	893613.5	868420.3	2.935 mg/L	2.935 mg/L	18:16:49
2	Al 237.313†	240158.8	232479.4	26.93 mg/L	26.93 mg/L	18:16:54
2	As 188.979†	32.5	26.2	0.0393 mg/L	0.0393 mg/L	18:17:14
2	B 182.528†	10.0	12.6	0.0392 mg/L	0.0392 mg/L	18:17:14
2	Ba 233.527†	40059.9	38946.4	0.3426 mg/L	0.3426 mg/L	18:16:54
2	Be 313.107†	29438.2	26036.1	0.0048 mg/L	0.0048 mg/L	18:16:54
2	Ca 315.886†	4471042.3	4326770.8	32.14 mg/L	32.14 mg/L	18:16:49
2	Cd 228.802†	1041.8	891.1	0.0234 mg/L	0.0234 mg/L	18:17:14
2	Co 228.616†	824.3	989.9	0.0242 mg/L	0.0242 mg/L	18:17:14
2	Cr 267.716†	119111.5	114394.1	0.7501 mg/L	0.7501 mg/L	18:16:54

2	Cu 324.752†	11042739.2	10683764.9	39.54 mg/L	39.54 mg/L	18:16:39
2	Fe 234.349†	3830677.3	3707207.1	77.81 mg/L	77.81 mg/L	18:16:49
2	Fe 238.204†	8948126.5	8660519.8	74.67 mg/L	74.67 mg/L	18:16:39
2	Mg 279.077†	190767.0	184202.7	7.250 mg/L	7.250 mg/L	18:16:54
2	Mn 257.610†	711543.8	687105.9	0.8355 mg/L	0.8355 mg/L	18:16:49
2	Mo 202.031†	475.2	402.3	0.0299 mg/L	0.0299 mg/L	18:17:14
2	Ni 231.604†	18130.7	17555.6	0.6761 mg/L	0.6761 mg/L	18:16:54
2	P 214.914†	25770.8	24838.7	18.16 mg/L	18.16 mg/L	18:16:54
2	Pb 220.353†	67691.0	65656.5	7.487 mg/L	7.487 mg/L	18:16:54
2	Sb 206.836†	33.0	10.9	-0.0094 mg/L	-0.0094 mg/L	18:17:14
2	Se 196.026†	-9.9	1.5	-0.0065 mg/L	-0.0065 mg/L	18:17:14
2	Sn 189.927†	7155.4	6848.8	1.956 mg/L	1.956 mg/L	18:17:14
2	Sr 407.771†	3219239.5	3110043.4	0.1355 mg/L	0.1355 mg/L	18:16:49
2	Ti 337.279†	987959.8	957969.8	1.253 mg/L	1.253 mg/L	18:16:49
2	Tl 190.801†	-1.8	0.1	0.0101 mg/L	0.0101 mg/L	18:17:14
2	V 292.402†	39712.7	39801.7	0.1420 mg/L	0.1420 mg/L	18:16:54
2	Zn 213.857†	904562.4	874948.4	12.16 mg/L	12.16 mg/L	18:16:49

Mean Data: 0607173-09

Analyte	Mean Corrected Intensity	Calib Conc. Units	Std.Dev.	Sample Conc. Units	Std.Dev.	RSD
Y 371.029	3456586.1	1.03 mg/L	0.001			0.06%
Ag 328.068†	873758.9	2.953 mg/L	0.0255	2.953 mg/L	0.0255	0.86%
Al 237.313†	231767.0	26.85 mg/L	0.117	26.85 mg/L	0.117	0.44%
As 188.979†	26.2	0.0393 mg/L	0.00001	0.0393 mg/L	0.00001	0.03%
B 182.528†	12.9	0.0402 mg/L	0.00139	0.0402 mg/L	0.00139	3.46%
Ba 233.527†	38865.6	0.3419 mg/L	0.00101	0.3419 mg/L	0.00101	0.29%
Be 313.107†	25951.2	0.0048 mg/L	0.00003	0.0048 mg/L	0.00003	0.54%
Ca 315.886†	4329376.5	32.16 mg/L	0.027	32.16 mg/L	0.027	0.09%
Cd 228.802†	882.1	0.0232 mg/L	0.00034	0.0232 mg/L	0.00034	1.45%
Co 228.616†	989.3	0.0242 mg/L	0.00002	0.0242 mg/L	0.00002	0.10%
Cr 267.716†	114092.3	0.7481 mg/L	0.00279	0.7481 mg/L	0.00279	0.37%
Cu 324.752†	10653979.0	39.43 mg/L	0.156	39.43 mg/L	0.156	0.40%
Fe 234.349†	3702175.5	77.71 mg/L	0.149	77.71 mg/L	0.149	0.19%
Fe 238.204†	8660125.9	74.67 mg/L	0.005	74.67 mg/L	0.005	0.01%
K 766.490†	4810.9	2.589 mg/L	0.0316	2.589 mg/L	0.0316	1.22%
Li 670.784†	1057.2	0.0295 mg/L	0.00064	0.0295 mg/L	0.00064	2.18%
Mg 279.077†	184005.7	7.243 mg/L	0.0109	7.243 mg/L	0.0109	0.15%
Mn 257.610†	687303.8	0.8358 mg/L	0.00034	0.8358 mg/L	0.00034	0.04%
Mo 202.031†	407.4	0.0303 mg/L	0.00053	0.0303 mg/L	0.00053	1.76%
Na 589.592	43441.7	5.326 mg/L	0.0053	5.326 mg/L	0.0053	0.10%
Ni 231.604†	17398.4	0.6700 mg/L	0.00862	0.6700 mg/L	0.00862	1.29%
P 214.914†	24994.6	18.27 mg/L	0.161	18.27 mg/L	0.161	0.88%
Pb 220.353†	65501.6	7.469 mg/L	0.0250	7.469 mg/L	0.0250	0.33%
Sb 206.836†	14.6	-0.0075 mg/L	0.00276	-0.0075 mg/L	0.00276	36.88%
Se 196.026†	0.5	-0.0080 mg/L	0.00206	-0.0080 mg/L	0.00206	25.76%
Sn 189.927†	6820.8	1.948 mg/L	0.0113	1.948 mg/L	0.0113	0.58%
Sr 407.771†	3109306.9	0.1354 mg/L	0.00005	0.1354 mg/L	0.00005	0.03%
Ti 337.279†	958169.6	1.253 mg/L	0.0004	1.253 mg/L	0.0004	0.03%
Tl 190.801†	5.4	0.0144 mg/L	0.00614	0.0144 mg/L	0.00614	42.67%
V 292.402†	39742.6	0.1418 mg/L	0.00029	0.1418 mg/L	0.00029	0.21%
Zn 213.857†	872839.1	12.13 mg/L	0.041	12.13 mg/L	0.041	0.34%

Sequence No.: 30
Sample ID: 0607173-10
Analyst:
Initial Sample Wt:
Dilution:

Autosampler Location: 22
Date Collected: 7/14/2006 6:18:55 PM
Data Type: Original
Initial Sample Vol:
Sample Prep Vol:

Replicate Data: 0607173-10

Repl#	Analyte	Net Intensity	Corrected Intensity	Calib. Conc. Units	Sample Conc. Units	Analysis Time
1	K 766.490†	9116.0	8437.5	4.454 mg/L	4.454 mg/L	18:20:31
1	Li 670.784†	1702.0	1546.8	0.0439 mg/L	0.0439 mg/L	18:20:31
1	Na 589.592	41782.4	42842.5	5.250 mg/L	5.250 mg/L	18:20:31
1	Y 371.029	3464078.6	3464078.6	1.04 mg/L		18:20:54
1	Ag 328.068†	5955.6	9177.4	0.0341 mg/L	0.0341 mg/L	18:20:59
1	Al 237.313†	318576.6	307579.0	35.69 mg/L	35.69 mg/L	18:20:54
1	As 188.979†	24.5	18.3	0.0241 mg/L	0.0241 mg/L	18:21:19

1	B 182.528†	5.5	8.2	0.0248 mg/L	0.0248 mg/L	18:21:19
1	Ba 233.527†	21716.3	21135.4	0.1859 mg/L	0.1859 mg/L	18:20:59
1	Be 313.107†	15033.4	12054.6	0.0011 mg/L	0.0011 mg/L	18:20:59
1	Ca 315.886†	1161745.4	1120523.2	8.323 mg/L	8.323 mg/L	18:20:54
1	Cd 228.802†	194.0	70.0	0.0021 mg/L	0.0021 mg/L	18:21:19
1	Co 228.616†	808.0	972.0	0.0219 mg/L	0.0219 mg/L	18:21:19
1	Cr 267.716†	22581.3	20898.4	0.1406 mg/L	0.1406 mg/L	18:20:59
1	Cu 324.752†	272331.5	257624.2	0.9670 mg/L	0.9670 mg/L	18:20:54
1	Fe 234.349†	4367485.5	4215764.1	88.49 mg/L	88.49 mg/L	18:20:47
1	Fe 238.204†	10276376.4	9920209.4	85.53 mg/L	85.53 mg/L	18:20:47
1	Mg 279.077†	244224.2	235329.4	9.266 mg/L	9.266 mg/L	18:20:54
1	Mn 257.610†	768464.8	740258.1	0.9003 mg/L	0.9003 mg/L	18:20:54
1	Mo 202.031†	118.7	56.9	0.0046 mg/L	0.0046 mg/L	18:21:19
1	Ni 231.604†	1953.5	1891.6	0.0685 mg/L	0.0685 mg/L	18:20:59
1	P 214.914†	8643.3	8237.8	6.028 mg/L	6.028 mg/L	18:20:59
1	Pb 220.353†	2528.2	2574.3	0.2945 mg/L	0.2945 mg/L	18:21:19
1	Sb 206.836†	36.7	14.4	0.0034 mg/L	0.0034 mg/L	18:21:19
1	Se 196.026†	-5.2	6.0	0.0001 mg/L	0.0001 mg/L	18:21:19
1	Sn 189.927†	135.7	53.6	0.0195 mg/L	0.0195 mg/L	18:21:19
1	Sr 407.771†	993020.8	952612.2	0.0413 mg/L	0.0413 mg/L	18:20:54
1	Ti 337.279†	1707798.9	1650429.7	2.160 mg/L	2.160 mg/L	18:20:54
1	Tl 190.801†	-8.3	-6.1	0.0048 mg/L	0.0048 mg/L	18:21:19
1	V 292.402†	19821.5	20497.4	0.0650 mg/L	0.0650 mg/L	18:20:59
1	Zn 213.857†	113353.0	108793.0	1.506 mg/L	1.506 mg/L	18:20:59
2	K 766.490†	9107.0	8417.4	4.444 mg/L	4.444 mg/L	18:20:36
2	Li 670.784†	1730.0	1571.8	0.0446 mg/L	0.0446 mg/L	18:20:36
2	Na 589.592	41706.0	42766.1	5.240 mg/L	5.240 mg/L	18:20:36
2	Y 371.029	3468554.0	3468554.0	1.04 mg/L	1.04 mg/L	18:21:34
2	Ag 328.068†	5769.8	8990.8	0.0334 mg/L	0.0334 mg/L	18:21:39
2	Al 237.313†	317872.2	306503.0	35.57 mg/L	35.57 mg/L	18:21:34
2	As 188.979†	24.0	17.9	0.0233 mg/L	0.0233 mg/L	18:22:00
2	B 182.528†	6.9	9.5	0.0292 mg/L	0.0292 mg/L	18:22:00
2	Ba 233.527†	21496.6	20896.5	0.1838 mg/L	0.1838 mg/L	18:21:39
2	Be 313.107†	14864.2	11872.8	0.0011 mg/L	0.0011 mg/L	18:21:39
2	Ca 315.886†	1158541.0	1115986.4	8.290 mg/L	8.290 mg/L	18:21:34
2	Cd 228.802†	202.2	77.6	0.0023 mg/L	0.0023 mg/L	18:22:00
2	Co 228.616†	809.8	972.8	0.0219 mg/L	0.0219 mg/L	18:22:00
2	Cr 267.716†	22455.5	20749.0	0.1396 mg/L	0.1396 mg/L	18:21:39
2	Cu 324.752†	266915.6	252062.9	0.9463 mg/L	0.9463 mg/L	18:21:34
2	Fe 234.349†	4320784.2	4165294.5	87.44 mg/L	87.44 mg/L	18:21:27
2	Fe 238.204†	10146936.9	9782603.4	84.35 mg/L	84.35 mg/L	18:21:27
2	Mg 279.077†	243353.8	234185.9	9.222 mg/L	9.222 mg/L	18:21:34
2	Mn 257.610†	768325.7	739166.7	0.8990 mg/L	0.8990 mg/L	18:21:34
2	Mo 202.031†	125.2	63.0	0.0050 mg/L	0.0050 mg/L	18:22:00
2	Ni 231.604†	1896.3	1834.1	0.0663 mg/L	0.0663 mg/L	18:21:39
2	P 214.914†	8603.0	8188.2	5.992 mg/L	5.992 mg/L	18:21:39
2	Pb 220.353†	2544.7	2587.0	0.2960 mg/L	0.2960 mg/L	18:22:00
2	Sb 206.836†	33.8	11.6	0.0020 mg/L	0.0020 mg/L	18:22:00
2	Se 196.026†	-9.3	2.1	-0.0057 mg/L	-0.0057 mg/L	18:22:00
2	Sn 189.927†	123.8	42.0	0.0162 mg/L	0.0162 mg/L	18:22:00
2	Sr 407.771†	993251.6	951597.7	0.0413 mg/L	0.0413 mg/L	18:21:34
2	Ti 337.279†	1707993.2	1648489.7	2.157 mg/L	2.157 mg/L	18:21:34
2	Tl 190.801†	-6.3	-4.2	0.0064 mg/L	0.0064 mg/L	18:22:00
2	V 292.402†	19730.7	20385.2	0.0647 mg/L	0.0647 mg/L	18:21:39
2	Zn 213.857†	112341.6	107676.6	1.490 mg/L	1.490 mg/L	18:21:39

Mean Data: 0607173-10

Analyte	Mean Corrected		Calib Conc. Units	Std.Dev.	Sample		RSD	
	Intensity	Conc.			Conc.	Units		
Y 371.029	3466316.3	1.04	mg/L	0.001				
Ag 328.068†	9084.1	0.0338	mg/L	0.00048	0.0338	mg/L	0.00048	1.41%
Al 237.313†	307041.0	35.63	mg/L	0.086	35.63	mg/L	0.086	0.24%
As 188.979†	18.1	0.0237	mg/L	0.00057	0.0237	mg/L	0.00057	2.39%
B 182.528†	8.8	0.0270	mg/L	0.00308	0.0270	mg/L	0.00308	11.42%
Ba 233.527†	21015.9	0.1849	mg/L	0.00149	0.1849	mg/L	0.00149	0.80%
Be 313.107†	11963.7	0.0011	mg/L	0.00003	0.0011	mg/L	0.00003	2.59%
Ca 315.886†	1118254.8	8.307	mg/L	0.0238	8.307	mg/L	0.0238	0.29%
Cd 228.802†	73.8	0.0022	mg/L	0.00014	0.0022	mg/L	0.00014	6.42%
Co 228.616†	972.4	0.0219	mg/L	0.00002	0.0219	mg/L	0.00002	0.08%
Cr 267.716†	20823.7	0.1401	mg/L	0.00073	0.1401	mg/L	0.00073	0.52%
Cu 324.752†	254843.6	0.9567	mg/L	0.01469	0.9567	mg/L	0.01469	1.54%

Fe 234.349†	4190529.3	87.97 mg/L	0.749	87.97 mg/L	0.749	0.85%
Fe 238.204†	9851406.4	84.94 mg/L	0.839	84.94 mg/L	0.839	0.99%
K 766.490†	8427.5	4.449 mg/L	0.0073	4.449 mg/L	0.0073	0.16%
Li 670.784†	1559.3	0.0443 mg/L	0.00052	0.0443 mg/L	0.00052	1.17%
Mg 279.077†	234757.7	9.244 mg/L	0.0317	9.244 mg/L	0.0317	0.34%
Mn 257.610†	739712.4	0.8996 mg/L	0.00094	0.8996 mg/L	0.00094	0.10%
Mo 202.031†	59.9	0.0048 mg/L	0.00031	0.0048 mg/L	0.00031	6.57%
Na 589.592	42804.3	5.245 mg/L	0.0068	5.245 mg/L	0.0068	0.13%
Ni 231.604†	1862.8	0.0674 mg/L	0.00158	0.0674 mg/L	0.00158	2.34%
P 214.914†	8213.0	6.010 mg/L	0.0256	6.010 mg/L	0.0256	0.43%
Pb 220.353†	2580.7	0.2952 mg/L	0.00105	0.2952 mg/L	0.00105	0.36%
Sb 206.836†	13.0	0.0027 mg/L	0.00102	0.0027 mg/L	0.00102	37.83%
Se 196.026†	4.1	-0.0028 mg/L	0.00406	-0.0028 mg/L	0.00406	144.52%
Sn 189.927†	47.8	0.0179 mg/L	0.00238	0.0179 mg/L	0.00238	13.31%
Sr 407.771†	952104.9	0.0413 mg/L	0.00003	0.0413 mg/L	0.00003	0.08%
Ti 337.279†	1649459.7	2.158 mg/L	0.0018	2.158 mg/L	0.0018	0.08%
Tl 190.801†	-5.1	0.0056 mg/L	0.00110	0.0056 mg/L	0.00110	19.72%
V 292.402†	20441.3	0.0648 mg/L	0.00020	0.0648 mg/L	0.00020	0.31%
Zn 213.857†	108234.8	1.498 mg/L	0.0109	1.498 mg/L	0.0109	0.73%

Sequence No.: 31
 Sample ID: BG61408-DUP1
 Analyst:
 Initial Sample Wt:
 Dilution:

Autosampler Location: 23
 Date Collected: 7/14/2006 6:23:40 PM
 Data Type: Original
 Initial Sample Vol:
 Sample Prep Vol:

Replicate Data: BG61408-DUP1

Repl#	Analyte	Net Intensity	Corrected Intensity	Calib. Conc. Units	Sample Conc. Units	Analysis Time
1	K 766.490†	9423.5	8748.6	4.614 mg/L	4.614 mg/L	18:25:20
1	Li 670.784†	1641.3	1490.7	0.0423 mg/L	0.0423 mg/L	18:25:20
1	Na 589.592	42342.1	43402.2	5.321 mg/L	5.321 mg/L	18:25:20
1	Y 371.029	3458659.3	3458659.3	1.03 mg/L		18:25:43
1	Ag 328.068†	55209.7	56812.8	0.1950 mg/L	0.1950 mg/L	18:25:48
1	Al 237.313†	307214.0	297073.8	34.46 mg/L	34.46 mg/L	18:25:43
1	As 188.979†	26.7	20.6	0.0282 mg/L	0.0282 mg/L	18:26:08
1	B 182.528†	8.9	11.5	0.0356 mg/L	0.0356 mg/L	18:26:08
1	Ba 233.527†	23254.8	22655.9	0.1993 mg/L	0.1993 mg/L	18:25:48
1	Be 313.107†	14294.3	11362.7	0.0010 mg/L	0.0010 mg/L	18:25:48
1	Ca 315.886†	703889.9	679556.0	5.048 mg/L	5.048 mg/L	18:25:43
1	Cd 228.802†	202.0	78.0	0.0022 mg/L	0.0022 mg/L	18:26:08
1	Co 228.616†	766.4	933.0	0.0209 mg/L	0.0209 mg/L	18:26:08
1	Cr 267.716†	21891.6	20265.7	0.1366 mg/L	0.1366 mg/L	18:25:48
1	Cu 324.752†	299199.7	284016.4	1.065 mg/L	1.065 mg/L	18:25:43
1	Fe 234.349†	4377770.8	4232316.4	88.84 mg/L	88.84 mg/L	18:25:36
1	Fe 238.204†	10274192.5	9933643.0	85.65 mg/L	85.65 mg/L	18:25:36
1	Mg 279.077†	215276.4	207707.7	8.174 mg/L	8.174 mg/L	18:25:43
1	Mn 257.610†	649827.5	626703.9	0.7619 mg/L	0.7619 mg/L	18:25:43
1	Mo 202.031†	119.3	57.6	0.0046 mg/L	0.0046 mg/L	18:26:08
1	Ni 231.604†	1899.2	1842.1	0.0666 mg/L	0.0666 mg/L	18:25:48
1	P 214.914†	7119.5	6777.5	4.961 mg/L	4.961 mg/L	18:25:48
1	Pb 220.353†	3090.2	3121.6	0.3567 mg/L	0.3567 mg/L	18:26:08
1	Sb 206.836†	42.2	19.7	0.0062 mg/L	0.0062 mg/L	18:26:08
1	Se 196.026†	-7.3	4.0	-0.0029 mg/L	-0.0029 mg/L	18:26:08
1	Sn 189.927†	159.5	76.8	0.0261 mg/L	0.0261 mg/L	18:26:08
1	Sr 407.771†	745838.8	715101.1	0.0310 mg/L	0.0310 mg/L	18:25:43
1	Ti 337.279†	1663863.6	1610529.8	2.107 mg/L	2.107 mg/L	18:25:43
1	Tl 190.801†	-7.5	-5.3	0.0032 mg/L	0.0032 mg/L	18:26:08
1	V 292.402†	18829.4	19568.1	0.0614 mg/L	0.0614 mg/L	18:25:48
1	Zn 213.857†	119940.9	115334.6	1.596 mg/L	1.596 mg/L	18:25:48
2	K 766.490†	9493.1	8730.0	4.604 mg/L	4.604 mg/L	18:25:25
2	Li 670.784†	1669.9	1503.3	0.0426 mg/L	0.0426 mg/L	18:25:25
2	Na 589.592	42639.9	43700.0	5.358 mg/L	5.358 mg/L	18:25:25
2	Y 371.029	3491359.7	3491359.7	1.04 mg/L		18:26:23
2	Ag 328.068†	55690.2	56773.0	0.1949 mg/L	0.1949 mg/L	18:26:28
2	Al 237.313†	309702.4	296675.2	34.41 mg/L	34.41 mg/L	18:26:23
2	As 188.979†	23.4	17.1	0.0219 mg/L	0.0219 mg/L	18:26:49
2	B 182.528†	12.2	14.5	0.0455 mg/L	0.0455 mg/L	18:26:49
2	Ba 233.527†	23375.8	22561.2	0.1985 mg/L	0.1985 mg/L	18:26:28
2	Be 313.107†	14282.3	11221.7	0.0010 mg/L	0.0010 mg/L	18:26:28

2	Ca 315.886†	707280.8	676429.3	5.024 mg/L	5.024 mg/L	18:26:23
2	Cd 228.802†	210.1	84.0	0.0024 mg/L	0.0024 mg/L	18:26:49
2	Co 228.616†	763.7	923.5	0.0207 mg/L	0.0207 mg/L	18:26:49
2	Cr 267.716†	22120.8	20287.0	0.1368 mg/L	0.1368 mg/L	18:26:28
2	Cu 324.752†	300279.5	282341.0	1.059 mg/L	1.059 mg/L	18:26:23
2	Fe 234.349†	4449008.9	4260907.6	89.44 mg/L	89.44 mg/L	18:26:16
2	Fe 238.204†	10404692.5	9965599.7	85.92 mg/L	85.92 mg/L	18:26:16
2	Mg 279.077†	216328.9	206766.2	8.136 mg/L	8.136 mg/L	18:26:23
2	Mn 257.610†	653848.7	624670.6	0.7594 mg/L	0.7594 mg/L	18:26:23
2	Mo 202.031†	119.9	57.1	0.0046 mg/L	0.0046 mg/L	18:26:49
2	Ni 231.604†	1963.4	1886.4	0.0683 mg/L	0.0683 mg/L	18:26:28
2	P 214.914†	7153.6	6745.6	4.938 mg/L	4.938 mg/L	18:26:28
2	Pb 220.353†	3054.9	3059.8	0.3496 mg/L	0.3496 mg/L	18:26:49
2	Sb 206.836†	40.4	17.6	0.0052 mg/L	0.0052 mg/L	18:26:49
2	Se 196.026†	-5.5	5.8	-0.0003 mg/L	-0.0003 mg/L	18:26:49
2	Sn 189.927†	160.1	75.9	0.0259 mg/L	0.0259 mg/L	18:26:49
2	Sr 407.771†	750214.6	712537.9	0.0308 mg/L	0.0308 mg/L	18:26:23
2	Ti 337.279†	1676734.7	1607790.1	2.104 mg/L	2.104 mg/L	18:26:23
2	Tl 190.801†	-7.4	-5.2	0.0033 mg/L	0.0033 mg/L	18:26:49
2	V 292.402†	18959.9	19522.6	0.0611 mg/L	0.0611 mg/L	18:26:28
2	Zn 213.857†	120938.7	115204.2	1.595 mg/L	1.595 mg/L	18:26:28

Mean Data: BG61408-DUP1

Analyte	Mean Corrected Intensity	Conc. Units	Calib	Std.Dev.	Sample Conc. Units	Std.Dev.	RSD
Y 371.029	3475009.5	1.04 mg/L		0.007			
Ag 328.068†	56792.9	0.1949 mg/L		0.00008	0.1949 mg/L	0.00008	0.67%
Al 237.313†	296874.5	34.43 mg/L		0.035	34.43 mg/L	0.035	0.10%
As 188.979†	18.8	0.0251 mg/L		0.00448	0.0251 mg/L	0.00448	17.89%
B 182.528†	13.0	0.0406 mg/L		0.00702	0.0406 mg/L	0.00702	17.30%
Ba 233.527†	22608.5	0.1989 mg/L		0.00059	0.1989 mg/L	0.00059	0.30%
Be 313.107†	11292.2	0.0010 mg/L		0.00002	0.0010 mg/L	0.00002	1.48%
Ca 315.886†	677992.6	5.036 mg/L		0.0164	5.036 mg/L	0.0164	0.33%
Cd 228.802†	81.0	0.0023 mg/L		0.00014	0.0023 mg/L	0.00014	5.87%
Co 228.616†	928.3	0.0208 mg/L		0.00018	0.0208 mg/L	0.00018	0.89%
Cr 267.716†	20276.3	0.1367 mg/L		0.00012	0.1367 mg/L	0.00012	0.09%
Cu 324.752†	283178.7	1.062 mg/L		0.0043	1.062 mg/L	0.0043	0.41%
Fe 234.349†	4246612.0	89.14 mg/L		0.424	89.14 mg/L	0.424	0.48%
Fe 238.204†	9949621.3	85.79 mg/L		0.195	85.79 mg/L	0.195	0.23%
K 766.490†	8739.3	4.609 mg/L		0.0068	4.609 mg/L	0.0068	0.15%
Li 670.784†	1497.0	0.0424 mg/L		0.00026	0.0424 mg/L	0.00026	0.62%
Mg 279.077†	207236.9	8.155 mg/L		0.0265	8.155 mg/L	0.0265	0.32%
Mn 257.610†	625687.3	0.7606 mg/L		0.00175	0.7606 mg/L	0.00175	0.23%
Mo 202.031†	57.4	0.0046 mg/L		0.00003	0.0046 mg/L	0.00003	0.55%
Na 589.592†	43551.1	5.339 mg/L		0.0265	5.339 mg/L	0.0265	0.50%
Ni 231.604†	1864.2	0.0674 mg/L		0.00121	0.0674 mg/L	0.00121	1.80%
P 214.914†	6761.5	4.950 mg/L		0.0165	4.950 mg/L	0.0165	0.33%
Pb 220.353†	3090.7	0.3532 mg/L		0.00502	0.3532 mg/L	0.00502	1.42%
Sb 206.836†	18.7	0.0057 mg/L		0.00075	0.0057 mg/L	0.00075	13.16%
Se 196.026†	4.9	-0.0016 mg/L		0.00186	-0.0016 mg/L	0.00186	118.44%
Sn 189.927†	76.4	0.0260 mg/L		0.00017	0.0260 mg/L	0.00017	0.64%
Sr 407.771†	713819.5	0.0309 mg/L		0.00008	0.0309 mg/L	0.00008	0.26%
Ti 337.279†	1609160.0	2.106 mg/L		0.0025	2.106 mg/L	0.0025	0.12%
Tl 190.801†	-5.3	0.0032 mg/L		0.00006	0.0032 mg/L	0.00006	1.93%
V 292.402†	19545.4	0.0613 mg/L		0.00018	0.0613 mg/L	0.00018	0.29%
Zn 213.857†	115269.4	1.596 mg/L		0.0013	1.596 mg/L	0.0013	0.08%

Duplicate Check: BG61408-DUP1

Analyte	Expected Conc.	Measured Conc.	Std. Dev.	Units	Difference (%)
K 766.490	4.449	4.609	0.007	mg/L	3.5
Li 670.784	0.0443	0.0424	0.000	mg/L	4.2
Na 589.592	5.245	5.339	0.027	mg/L	1.8
Y 371.029			0.000	mg/L	Not calculated
Ag 328.068	0.0338	0.1949	0.000	mg/L	140.9
Al 237.313	35.63	34.43	0.035	mg/L	3.4
As 188.979	0.0237	0.0251	0.004	mg/L	5.6
B 182.528	0.0270	0.0406	0.007	mg/L	40.2
Ba 233.527	0.1849	0.1989	0.001	mg/L	7.3
Be 313.107	0.0011	0.0010	0.000	mg/L	7.7

Ca 315.886	8.307	5.036	0.016	mg/L	49.0
Cd 228.802	0.0022	0.0023	0.000	mg/L	8.1
Co 228.616	0.0219	0.0208	0.000	mg/L	5.3
Cr 267.716	0.1401	0.1367	0.000	mg/L	2.5
Cu 324.752	0.9567	1.062	0.004	mg/L	10.4
Fe 234.349	87.97	89.14	0.424	mg/L	1.3
Fe 238.204	84.94	85.79	0.195	mg/L	1.0
Mg 279.077	9.244	8.155	0.026	mg/L	12.5
Mn 257.610	0.8996	0.7606	0.002	mg/L	16.7
Mo 202.031	0.0048	0.0046	0.000	mg/L	4.0
Ni 231.604	0.0674	0.0674	0.001	mg/L	0.1
P 214.914	6.010	4.950	0.016	mg/L	19.4
Pb 220.353	0.2952	0.3532	0.005	mg/L	17.9
Sb 206.836	0.0027	0.0057	0.001	mg/L	71.5
Se 196.026	-0.0028	-0.0016	0.002	mg/L	-56.5
Sn 189.927	0.0179	0.0260	0.000	mg/L	37.2
Sr 407.771	0.0413	0.0309	0.000	mg/L	28.8
Ti 337.279	2.158	2.106	0.003	mg/L	2.5
Tl 190.801	0.0056	0.0032	0.000	mg/L	54.1
V 292.402	0.0648	0.0613	0.000	mg/L	5.6
Zn 213.857	1.498	1.596	0.001	mg/L	6.3

Sequence No.: 32

Autosampler Location: 24

Sample ID: BG61408-MS1

Date Collected: 7/14/2006 6:28:29 PM

Analyst:

Data Type: Original

Initial Sample Wt:

Initial Sample Vol:

Dilution:

Sample Prep Vol:

Replicate Data: BG61408-MS1

Repl#	Analyte	Net Intensity	Corrected Intensity	Calib. Conc. Units	Sample Conc. Units	Analysis Time
1	K 766.490†	47469.0	46275.7	23.91 mg/L	23.91 mg/L	18:30:04
1	Li 670.784†	15188.0	14826.1	0.4355 mg/L	0.4355 mg/L	18:30:04
1	Na 589.592	212620.9	213681.0	26.77 mg/L	26.77 mg/L	18:30:04
1	Y 371.029	3403868.5	3403868.5	1.02 mg/L		18:30:27
1	Ag 328.068†	68210.4	70445.5	0.2412 mg/L	0.2412 mg/L	18:30:33
1	Al 237.313†	282604.3	277676.1	32.20 mg/L	32.20 mg/L	18:30:33
1	As 188.979†	227.1	217.9	0.3907 mg/L	0.3907 mg/L	18:30:53
1	B 182.528†	127.1	127.8	0.4156 mg/L	0.4156 mg/L	18:30:53
1	Ba 233.527†	69448.7	68404.2	0.6017 mg/L	0.6017 mg/L	18:30:33
1	Be 313.107†	223328.9	216965.3	0.0424 mg/L	0.0424 mg/L	18:30:27
1	Ca 315.886†	1153747.7	1132504.9	8.414 mg/L	8.414 mg/L	18:30:27
1	Cd 228.802†	8349.2	8085.9	0.2108 mg/L	0.2108 mg/L	18:30:53
1	Co 228.616†	15689.6	15607.3	0.4350 mg/L	0.4350 mg/L	18:30:33
1	Cr 267.716†	84266.6	81890.9	0.5379 mg/L	0.5379 mg/L	18:30:33
1	Cu 324.752†	374278.9	362440.0	1.354 mg/L	1.354 mg/L	18:30:27
1	Fe 234.349†	4137342.3	4064229.8	85.31 mg/L	85.31 mg/L	18:30:20
1	Fe 238.204†	9754723.6	9583170.3	82.63 mg/L	82.63 mg/L	18:30:20
1	Mg 279.077†	309064.5	303206.8	11.95 mg/L	11.95 mg/L	18:30:33
1	Mn 257.610†	1134613.1	1113128.5	1.355 mg/L	1.355 mg/L	18:30:27
1	Mo 202.031†	5857.0	5696.9	0.4186 mg/L	0.4186 mg/L	18:30:53
1	Ni 231.604†	12116.3	11910.1	0.4576 mg/L	0.4576 mg/L	18:30:33
1	P 214.914†	12125.0	11806.3	8.635 mg/L	8.635 mg/L	18:30:53
1	Pb 220.353†	6156.0	6181.9	0.7069 mg/L	0.7069 mg/L	18:30:53
1	Sb 206.836†	776.1	741.5	0.3640 mg/L	0.3640 mg/L	18:30:53
1	Se 196.026†	526.3	528.2	0.7624 mg/L	0.7624 mg/L	18:30:53
1	Sn 189.927†	1815.4	1706.2	0.4907 mg/L	0.4907 mg/L	18:30:53
1	Sr 407.771†	1624010.4	1589528.5	0.0691 mg/L	0.0691 mg/L	18:30:27
1	Ti 337.279†	1670377.1	1642826.9	2.150 mg/L	2.150 mg/L	18:30:27
1	Tl 190.801†	480.0	473.5	0.4032 mg/L	0.4032 mg/L	18:30:53
1	V 292.402†	124904.9	124082.2	0.4722 mg/L	0.4722 mg/L	18:30:33
1	Zn 213.857†	131862.6	128914.8	1.784 mg/L	1.784 mg/L	18:30:33
2	K 766.490†	47347.3	45677.4	23.60 mg/L	23.60 mg/L	18:30:09
2	Li 670.784†	15233.8	14717.1	0.4323 mg/L	0.4323 mg/L	18:30:09
2	Na 589.592	215858.9	216919.0	27.17 mg/L	27.17 mg/L	18:30:09
2	Y 371.029	3439258.6	3439258.6	1.03 mg/L		18:31:07
2	Ag 328.068†	67954.5	69507.1	0.2379 mg/L	0.2379 mg/L	18:31:13
2	Al 237.313†	281400.9	273648.7	31.73 mg/L	31.73 mg/L	18:31:13
2	As 188.979†	220.8	209.4	0.3751 mg/L	0.3751 mg/L	18:31:33
2	B 182.528†	121.4	120.9	0.3932 mg/L	0.3932 mg/L	18:31:33

2	Ba 233.527†	68982.3	67248.5	0.5916 mg/L	0.5916 mg/L	18:31:13
2	Be 313.107†	225847.3	217156.4	0.0424 mg/L	0.0424 mg/L	18:31:07
2	Ca 315.886†	1167520.1	1134232.7	8.427 mg/L	8.427 mg/L	18:31:07
2	Cd 228.802†	8277.8	7932.1	0.2068 mg/L	0.2068 mg/L	18:31:33
2	Co 228.616†	15548.8	15311.7	0.4266 mg/L	0.4266 mg/L	18:31:13
2	Cr 267.716†	83760.1	80546.4	0.5291 mg/L	0.5291 mg/L	18:31:13
2	Cu 324.752†	379894.7	364116.8	1.360 mg/L	1.360 mg/L	18:31:07
2	Fe 234.349†	4125065.5	4010462.7	84.18 mg/L	84.18 mg/L	18:31:00
2	Fe 238.204†	9705785.4	9436961.0	81.37 mg/L	81.37 mg/L	18:31:00
2	Mg 279.077†	307756.4	298810.2	11.78 mg/L	11.78 mg/L	18:31:13
2	Mn 257.610†	1147068.7	1113769.3	1.356 mg/L	1.356 mg/L	18:31:07
2	Mo 202.031†	5809.4	5591.4	0.4108 mg/L	0.4108 mg/L	18:31:33
2	Ni 231.604†	12115.1	11786.4	0.4528 mg/L	0.4528 mg/L	18:31:13
2	P 214.914†	12039.7	11600.8	8.485 mg/L	8.485 mg/L	18:31:33
2	Pb 220.353†	6142.6	6106.6	0.6983 mg/L	0.6983 mg/L	18:31:33
2	Sb 206.836†	756.4	714.5	0.3505 mg/L	0.3505 mg/L	18:31:33
2	Se 196.026†	511.7	508.7	0.7339 mg/L	0.7339 mg/L	18:31:33
2	Sn 189.927†	1815.4	1687.9	0.4854 mg/L	0.4854 mg/L	18:31:33
2	Sr 407.771†	1640075.9	1588731.9	0.0691 mg/L	0.0691 mg/L	18:31:07
2	Ti 337.279†	1686871.2	1641978.1	2.149 mg/L	2.149 mg/L	18:31:07
2	Tl 190.801†	475.1	463.8	0.3953 mg/L	0.3953 mg/L	18:31:33
2	V 292.402†	124415.7	122343.7	0.4655 mg/L	0.4655 mg/L	18:31:13
2	Zn 213.857†	131797.3	127518.1	1.764 mg/L	1.764 mg/L	18:31:13

Mean Data: BG61408-MS1

Analyte	Mean Corrected Intensity	Conc.	Calib Units	Std.Dev.	Conc. Units	Sample Std.Dev.	RSD
Y 371.029	3421563.5	1.02	mg/L	0.007			0.73%
Ag 328.068†	69976.3	0.2395	mg/L	0.00228	0.2395 mg/L	0.00228	0.95%
Al 237.313†	275662.4	31.96	mg/L	0.330	31.96 mg/L	0.330	1.03%
As 188.979†	213.6	0.3829	mg/L	0.01106	0.3829 mg/L	0.01106	2.89%
B 182.528†	124.3	0.4044	mg/L	0.01582	0.4044 mg/L	0.01582	3.91%
Ba 233.527†	67826.4	0.5966	mg/L	0.00719	0.5966 mg/L	0.00719	1.20%
Be 313.107†	217060.8	0.0424	mg/L	0.00002	0.0424 mg/L	0.00002	0.05%
Ca 315.886†	1133368.8	8.421	mg/L	0.0091	8.421 mg/L	0.0091	0.11%
Cd 228.802†	8009.0	0.2088	mg/L	0.00281	0.2088 mg/L	0.00281	1.34%
Co 228.616†	15459.5	0.4308	mg/L	0.00590	0.4308 mg/L	0.00590	1.37%
Cr 267.716†	81218.7	0.5335	mg/L	0.00625	0.5335 mg/L	0.00625	1.17%
Cu 324.752†	363278.4	1.357	mg/L	0.0042	1.357 mg/L	0.0042	0.31%
Fe 234.349†	4037346.2	84.75	mg/L	0.798	84.75 mg/L	0.798	0.94%
Fe 238.204†	9510065.7	82.00	mg/L	0.891	82.00 mg/L	0.891	1.09%
K 766.490†	45976.5	23.76	mg/L	0.218	23.76 mg/L	0.218	0.92%
Li 670.784†	14771.6	0.4339	mg/L	0.00227	0.4339 mg/L	0.00227	0.52%
Mg 279.077†	301008.5	11.87	mg/L	0.122	11.87 mg/L	0.122	1.03%
Mn 257.610†	1113448.9	1.355	mg/L	0.0006	1.355 mg/L	0.0006	0.04%
Mo 202.031†	5644.1	0.4147	mg/L	0.00548	0.4147 mg/L	0.00548	1.32%
Na 589.592	215300.0	26.97	mg/L	0.288	26.97 mg/L	0.288	1.07%
Ni 231.604†	11848.3	0.4552	mg/L	0.00340	0.4552 mg/L	0.00340	0.75%
P 214.914†	11703.5	8.560	mg/L	0.1061	8.560 mg/L	0.1061	1.24%
Pb 220.353†	6144.2	0.7026	mg/L	0.00613	0.7026 mg/L	0.00613	0.87%
Sb 206.836†	728.0	0.3573	mg/L	0.00956	0.3573 mg/L	0.00956	2.68%
Se 196.026†	518.4	0.7481	mg/L	0.02013	0.7481 mg/L	0.02013	2.69%
Sn 189.927†	1697.1	0.4881	mg/L	0.00372	0.4881 mg/L	0.00372	0.76%
Sr 407.771†	1589130.2	0.0691	mg/L	0.00002	0.0691 mg/L	0.00002	0.04%
Ti 337.279†	1642402.5	2.149	mg/L	0.0008	2.149 mg/L	0.0008	0.04%
Tl 190.801†	468.7	0.3993	mg/L	0.00556	0.3993 mg/L	0.00556	1.39%
V 292.402†	123212.9	0.4689	mg/L	0.00473	0.4689 mg/L	0.00473	1.01%
Zn 213.857†	128216.4	1.774	mg/L	0.0136	1.774 mg/L	0.0136	0.77%

Matrix Recovery Check: BG61408-MS1

Analyte	Expected Conc.	Measured Conc.	Std. Dev.	Units	Recovery (%)
K 766.490	29.45	23.76	0.218	mg/L	77.2
Li 670.784	0.5443	0.4339	0.002	mg/L	77.9
Na 589.592	30.25	26.97	0.288	mg/L	86.9
Ag 328.068	0.2838	0.2395	0.002	mg/L	82.3
Al 237.313	38.13	31.96	0.330	mg/L	-146.6
As 188.979	0.5237	0.3829	0.011	mg/L	71.8
B 182.528	0.5270	0.4044	0.016	mg/L	75.5
Ba 233.527	0.6849	0.5966	0.007	mg/L	82.4

Be 313.107	0.0511	0.0424	0.000	mg/L	82.6
Ca 315.886	13.31	8.421	0.009	mg/L	2.3
Cd 228.802	0.2522	0.2088	0.003	mg/L	82.7
Co 228.616	0.5219	0.4308	0.006	mg/L	81.8
Cr 267.716	0.6401	0.5335	0.006	mg/L	78.7
Cu 324.752	1.457	1.357	0.004	mg/L	80.1
Fe 234.349	90.47	84.75	0.798	mg/L	-128.8
Fe 238.204	87.44	82.00	0.891	mg/L	-117.7
Mg 279.077	14.24	11.87	0.122	mg/L	52.5
Mn 257.610	1.400	1.355	0.001	mg/L	91.1
Mo 202.031	0.5048	0.4147	0.005	mg/L	82.0
Ni 231.604	0.5674	0.4552	0.003	mg/L	77.6
P 214.914	11.01	8.560	0.106	mg/L	51.0
Pb 220.353	0.7952	0.7026	0.006	mg/L	81.5
Sb 206.836	0.5027	0.3573	0.010	mg/L	70.9
Se 196.026	0.9972	0.7481	0.020	mg/L	75.1
Sn 189.927	0.5179	0.4881	0.004	mg/L	94.0
Sr 407.771	0.0913	0.0691	0.000	mg/L	55.6
Ti 337.279	2.658	2.149	0.001	mg/L	-1.8
Tl 190.801	0.5056	0.3993	0.006	mg/L	78.7
V 292.402	0.5648	0.4689	0.005	mg/L	80.8
Zn 213.857	1.998	1.774	0.014	mg/L	55.3

Sequence No.: 33

Sample ID: BG61408-SD1

Analyst:

Initial Sample Wt:

Dilution:

Autosampler Location: 25

Date Collected: 7/14/2006 6:33:10 PM

Data Type: Original

Initial Sample Vol:

Sample Prep Vol:

Replicate Data: BG61408-SD1

Repl#	Analyte	Net		Corrected		Calib.		Sample		Analysis Time
		Intensity		Intensity		Conc.	Units	Conc.	Units	
1	K 766.490†	2280.4		1918.9		1.102	mg/L	1.102	mg/L	18:34:43
1	Li 670.784†	473.2		377.3		0.0094	mg/L	0.0094	mg/L	18:34:43
1	Na 589.592	8455.2		9515.3		1.053	mg/L	1.053	mg/L	18:34:43
1	Y 371.029	3341449.4		3341449.4		0.999	mg/L			18:34:58
1	Ag 328.068†	-1290.4		2136.1		0.0076	mg/L	0.0076	mg/L	18:35:03
1	Al 237.313†	67511.6		67582.9		7.849	mg/L	7.849	mg/L	18:35:03
1	As 188.979†	8.7		3.4		-0.0017	mg/L	-0.0017	mg/L	18:35:24
1	B 182.528†	3.1		6.0		0.0177	mg/L	0.0177	mg/L	18:35:24
1	Ba 233.527†	4322.2		4495.6		0.0396	mg/L	0.0396	mg/L	18:35:24
1	Be 313.107†	5111.2		2656.5		0.0003	mg/L	0.0003	mg/L	18:35:03
1	Ca 315.886†	239981.2		239118.0		1.775	mg/L	1.775	mg/L	18:34:58
1	Cd 228.802†	124.3		7.1		0.0000	mg/L	0.0000	mg/L	18:35:24
1	Co 228.616†	27.9		219.9		0.0043	mg/L	0.0043	mg/L	18:35:24
1	Cr 267.716†	5476.9		4579.2		0.0305	mg/L	0.0305	mg/L	18:35:03
1	Cu 324.752†	59257.3		54013.4		0.1998	mg/L	0.1998	mg/L	18:35:03
1	Fe 234.349†	932916.7		932948.6		19.58	mg/L	19.58	mg/L	18:34:58
1	Fe 238.204†	2277215.0		2278184.0		19.63	mg/L	19.63	mg/L	18:34:58
1	Mg 279.077†	53651.4		53243.7		2.094	mg/L	2.094	mg/L	18:35:03
1	Mn 257.610†	161590.4		160082.7		0.1930	mg/L	0.1930	mg/L	18:34:58
1	Mo 202.031†	80.9		23.3		0.0021	mg/L	0.0021	mg/L	18:35:24
1	Ni 231.604†	376.5		382.5		0.0099	mg/L	0.0099	mg/L	18:35:24
1	P 214.914†	1912.0		1806.9		1.330	mg/L	1.330	mg/L	18:35:24
1	Pb 220.353†	460.4		594.3		0.0663	mg/L	0.0663	mg/L	18:35:24
1	Sb 206.836†	31.3		10.3		0.0051	mg/L	0.0051	mg/L	18:35:24
1	Se 196.026†	-10.2		0.9		-0.0075	mg/L	-0.0075	mg/L	18:35:24
1	Sn 189.927†	86.3		9.0		0.0023	mg/L	0.0023	mg/L	18:35:24
1	Sr 407.771†	213201.2		207297.1		0.0088	mg/L	0.0088	mg/L	18:34:58
1	Ti 337.279†	348804.1		350760.4		0.4581	mg/L	0.4581	mg/L	18:34:58
1	Tl 190.801†	-3.0		-1.1		0.0001	mg/L	0.0001	mg/L	18:35:24
1	V 292.402†	3113.1		4476.8		0.0143	mg/L	0.0143	mg/L	18:35:03
1	Zn 213.857†	25071.5		24450.8		0.3386	mg/L	0.3386	mg/L	18:35:03
2	K 766.490†	2326.3		1986.4		1.137	mg/L	1.137	mg/L	18:34:48
2	Li 670.784†	476.6		385.2		0.0097	mg/L	0.0097	mg/L	18:34:48
2	Na 589.592	8222.3		9282.4		1.023	mg/L	1.023	mg/L	18:34:48
2	Y 371.029	3310814.0		3310814.0		0.990	mg/L			18:35:31
2	Ag 328.068†	-1298.7		2115.8		0.0075	mg/L	0.0075	mg/L	18:35:36
2	Al 237.313†	66418.2		67103.6		7.793	mg/L	7.793	mg/L	18:35:36
2	As 188.979†	11.4		6.3		0.0035	mg/L	0.0035	mg/L	18:35:56

2	B 182.528†	0.1	2.9	0.0076 mg/L	0.0076 mg/L	18:35:56
2	Ba 233.527†	4349.4	4563.0	0.0402 mg/L	0.0402 mg/L	18:35:56
2	Be 313.107†	5037.3	2629.1	0.0003 mg/L	0.0003 mg/L	18:35:36
2	Ca 315.886†	236842.8	238170.3	1.768 mg/L	1.768 mg/L	18:35:31
2	Cd 228.802†	124.9	8.9	0.0000 mg/L	0.0000 mg/L	18:35:56
2	Co 228.616†	11.9	204.0	0.0039 mg/L	0.0039 mg/L	18:35:56
2	Cr 267.716†	5307.6	4458.9	0.0297 mg/L	0.0297 mg/L	18:35:36
2	Cu 324.752†	58930.1	54231.7	0.2006 mg/L	0.2006 mg/L	18:35:36
2	Fe 234.349†	921100.3	929652.4	19.51 mg/L	19.51 mg/L	18:35:31
2	Fe 238.204†	2245229.7	2266964.3	19.54 mg/L	19.54 mg/L	18:35:31
2	Mg 279.077†	52476.4	52553.7	2.067 mg/L	2.067 mg/L	18:35:36
2	Mn 257.610†	159341.0	159306.9	0.1920 mg/L	0.1920 mg/L	18:35:31
2	Mo 202.031†	70.2	13.1	0.0013 mg/L	0.0013 mg/L	18:35:56
2	Ni 231.604†	397.1	406.8	0.0109 mg/L	0.0109 mg/L	18:35:56
2	P 214.914†	1910.6	1823.2	1.342 mg/L	1.342 mg/L	18:35:56
2	Pb 220.353†	451.8	589.9	0.0657 mg/L	0.0657 mg/L	18:35:56
2	Sb 206.836†	27.3	6.5	0.0032 mg/L	0.0032 mg/L	18:35:56
2	Se 196.026†	-12.9	-1.9	-0.0116 mg/L	-0.0116 mg/L	18:35:56
2	Sn 189.927†	82.4	5.8	0.0014 mg/L	0.0014 mg/L	18:35:56
2	Sr 407.771†	210807.6	206853.7	0.0088 mg/L	0.0088 mg/L	18:35:31
2	Ti 337.279†	345367.4	350519.2	0.4578 mg/L	0.4578 mg/L	18:35:31
2	Tl 190.801†	2.2	4.1	0.0044 mg/L	0.0044 mg/L	18:35:56
2	V 292.402†	3167.7	4560.8	0.0146 mg/L	0.0146 mg/L	18:35:36
2	Zn 213.857†	24563.3	24169.6	0.3347 mg/L	0.3347 mg/L	18:35:36

 Mean Data: BG61408-SD1

Analyte	Mean Corrected		Calib Conc. Units	Std.Dev.	Sample		RSD
	Intensity	Conc.			Conc.	Units	
Y 371.029	3326131.7	0.995	mg/L	0.0065			0.65%
Ag 328.068†	2126.0	0.0075	mg/L	0.00005	0.0075 mg/L	0.00005	0.68%
Al 237.313†	67343.2	7.821	mg/L	0.0395	7.821 mg/L	0.0395	0.51%
As 188.979†	4.9	0.0009	mg/L	0.00367	0.0009 mg/L	0.00367	396.25%
B 182.528†	4.5	0.0127	mg/L	0.00711	0.0127 mg/L	0.00711	56.16%
Ba 233.527†	4529.3	0.0399	mg/L	0.00042	0.0399 mg/L	0.00042	1.05%
Be 313.107†	2642.8	0.0003	mg/L	0.00000	0.0003 mg/L	0.00000	1.52%
Ca 315.886†	238644.2	1.772	mg/L	0.0050	1.772 mg/L	0.0050	0.28%
Cd 228.802†	8.0	0.0000	mg/L	0.00001	0.0000 mg/L	0.00001	169.57%
Co 228.616†	211.9	0.0041	mg/L	0.00032	0.0041 mg/L	0.00032	7.76%
Cr 267.716†	4519.1	0.0301	mg/L	0.00056	0.0301 mg/L	0.00056	1.85%
Cu 324.752†	54122.5	0.2002	mg/L	0.00056	0.2002 mg/L	0.00056	0.28%
Fe 234.349†	931300.5	19.55	mg/L	0.049	19.55 mg/L	0.049	0.25%
Fe 238.204†	2272574.1	19.59	mg/L	0.068	19.59 mg/L	0.068	0.35%
K 766.490†	1952.7	1.120	mg/L	0.0246	1.120 mg/L	0.0246	2.19%
Li 670.784†	381.2	0.0095	mg/L	0.00016	0.0095 mg/L	0.00016	1.72%
Mg 279.077†	52898.7	2.080	mg/L	0.0193	2.080 mg/L	0.0193	0.93%
Mn 257.610†	159694.8	0.1925	mg/L	0.00067	0.1925 mg/L	0.00067	0.35%
Mo 202.031†	18.2	0.0017	mg/L	0.00053	0.0017 mg/L	0.00053	30.77%
Na 589.592	9398.9	1.038	mg/L	0.0207	1.038 mg/L	0.0207	2.00%
Ni 231.604†	394.6	0.0104	mg/L	0.00067	0.0104 mg/L	0.00067	6.40%
P 214.914†	1815.0	1.336	mg/L	0.0084	1.336 mg/L	0.0084	0.63%
Pb 220.353†	592.1	0.0660	mg/L	0.00036	0.0660 mg/L	0.00036	0.55%
Sb 206.836†	8.4	0.0042	mg/L	0.00133	0.0042 mg/L	0.00133	31.68%
Se 196.026†	-0.5	-0.0095	mg/L	0.00289	-0.0095 mg/L	0.00289	30.41%
Sn 189.927†	7.4	0.0018	mg/L	0.00065	0.0018 mg/L	0.00065	35.56%
Sr 407.771†	207075.4	0.0088	mg/L	0.00001	0.0088 mg/L	0.00001	0.16%
Ti 337.279†	350639.8	0.4579	mg/L	0.00022	0.4579 mg/L	0.00022	0.05%
Tl 190.801†	1.5	0.0022	mg/L	0.00301	0.0022 mg/L	0.00301	134.16%
V 292.402†	4518.8	0.0144	mg/L	0.00023	0.0144 mg/L	0.00023	1.58%
Zn 213.857†	24310.2	0.3367	mg/L	0.00276	0.3367 mg/L	0.00276	0.82%

 Dilution Check: BG61408-SD1

Analyte	Expected	Measured	Std. Dev.	Units	Difference (%)
	Conc.	Conc.			
K 766.490	0.8898	1.120	0.025	mg/L	25.8
Li 670.784	0.0089	0.0095	0.000	mg/L	7.7
Na 589.592	1.049	1.038	0.021	mg/L	1.1
Y 371.029			0.000	mg/L	Not calculated
Ag 328.068	0.0068	0.0075	0.000	mg/L	11.3
Al 237.313	7.125	7.821	0.040	mg/L	9.8
As 188.979	0.0047	0.0009	0.004	mg/L	80.4

B 182.528	0.0054	0.0127	0.007	mg/L	134.4
Ba 233.527	0.0370	0.0399	0.000	mg/L	7.8
Be 313.107	0.0002	0.0003	0.000	mg/L	22.1
Ca 315.886	1.661	1.772	0.005	mg/L	6.6
Cd 228.802	0.0004	0.0000	0.000	mg/L	101.4
Co 228.616	0.0044	0.0041	0.000	mg/L	6.6
Cr 267.716	0.0280	0.0301	0.001	mg/L	7.4
Cu 324.752	0.1913	0.2002	0.001	mg/L	4.6
Fe 234.349	17.59	19.55	0.049	mg/L	11.1
Fe 238.204	16.99	19.59	0.068	mg/L	15.3
Mg 279.077	1.849	2.080	0.019	mg/L	12.5
Mn 257.610	0.1799	0.1925	0.001	mg/L	7.0
Mo 202.031	0.0010	0.0017	0.001	mg/L	79.2
Ni 231.604	0.0135	0.0104	0.001	mg/L	22.7
P 214.914	1.202	1.336	0.008	mg/L	11.1
Pb 220.353	0.0590	0.0660	0.000	mg/L	11.8
Sb 206.836	0.0005	0.0042	0.001	mg/L	674.4
Se 196.026	-0.0006	-0.0095	0.003	mg/L	-1591.1
Sn 189.927	0.0036	0.0018	0.001	mg/L	48.7
Sr 407.771	0.0083	0.0088	0.000	mg/L	6.4
Ti 337.279	0.4317	0.4579	0.000	mg/L	6.1
Tl 190.801	0.0011	0.0022	0.003	mg/L	100.9
V 292.402	0.0130	0.0144	0.000	mg/L	11.2
Zn 213.857	0.2996	0.3367	0.003	mg/L	12.4

Sequence No.: 34
Sample ID: BG61408-PDS1
Analyst:
Initial Sample Wt:
Dilution:

Autosampler Location: 26
Date Collected: 7/14/2006 6:37:34 PM
Data Type: Original
Initial Sample Vol:
Sample Prep Vol:

Replicate Data: BG61408-PDS1

Repl#	Analyte	Net Intensity	Corrected Intensity	Calib. Conc. Units	Sample Conc. Units	Analysis Time
1	K 766.490†	51927.0	51012.5	26.35 mg/L	26.35 mg/L	18:39:07
1	Li 670.784†	16683.0	16409.6	0.4822 mg/L	0.4822 mg/L	18:39:07
1	Na 589.592	228073.5	229133.6	28.71 mg/L	28.71 mg/L	18:39:07
1	Y 371.029	3380232.9	3380232.9	1.01 mg/L		18:39:31
1	Ag 328.068†	74252.5	76892.1	0.2632 mg/L	0.2632 mg/L	18:39:36
1	Al 237.313†	336061.2	332507.1	38.60 mg/L	38.60 mg/L	18:39:36
1	As 188.979†	253.8	245.8	0.4416 mg/L	0.4416 mg/L	18:39:57
1	B 182.528†	138.4	139.8	0.4548 mg/L	0.4548 mg/L	18:39:57
1	Ba 233.527†	73372.6	72763.5	0.6401 mg/L	0.6401 mg/L	18:39:36
1	Be 313.107†	243709.8	238664.2	0.0464 mg/L	0.0464 mg/L	18:39:31
1	Ca 315.886†	1766491.4	1746672.0	12.98 mg/L	12.98 mg/L	18:39:31
1	Cd 228.802†	8950.1	8737.8	0.2277 mg/L	0.2277 mg/L	18:39:57
1	Co 228.616†	16911.3	16923.8	0.4712 mg/L	0.4712 mg/L	18:39:36
1	Cr 267.716†	92779.4	90892.3	0.5970 mg/L	0.5970 mg/L	18:39:36
1	Cu 324.752†	367699.1	358501.3	1.341 mg/L	1.341 mg/L	18:39:31
1	Fe 234.349†	4372934.3	4325745.4	90.80 mg/L	90.80 mg/L	18:39:24
1	Fe 238.204†	10254893.7	10145047.8	87.47 mg/L	87.47 mg/L	18:39:24
1	Mg 279.077†	354937.8	350716.6	13.83 mg/L	13.83 mg/L	18:39:36
1	Mn 257.610†	1127150.0	1113539.5	1.355 mg/L	1.355 mg/L	18:39:31
1	Mo 202.031†	6390.1	6264.6	0.4602 mg/L	0.4602 mg/L	18:39:57
1	Ni 231.604†	13128.9	12995.2	0.4997 mg/L	0.4997 mg/L	18:39:36
1	P 214.914†	14301.4	14042.9	10.27 mg/L	10.27 mg/L	18:39:57
1	Pb 220.353†	6357.2	6423.2	0.7356 mg/L	0.7356 mg/L	18:39:57
1	Sb 206.836†	919.3	888.6	0.4369 mg/L	0.4369 mg/L	18:39:57
1	Se 196.026†	578.4	583.3	0.8428 mg/L	0.8428 mg/L	18:39:57
1	Sn 189.927†	1771.3	1675.1	0.4825 mg/L	0.4825 mg/L	18:39:57
1	Sr 407.771†	2046206.4	2018401.0	0.0878 mg/L	0.0878 mg/L	18:39:24
1	Ti 337.279†	2016165.0	1996420.7	2.613 mg/L	2.613 mg/L	18:39:31
1	Tl 190.801†	526.0	522.3	0.4421 mg/L	0.4421 mg/L	18:39:57
1	V 292.402†	136650.9	136561.6	0.5198 mg/L	0.5198 mg/L	18:39:36
1	Zn 213.857†	143048.5	140887.9	1.950 mg/L	1.950 mg/L	18:39:36
2	K 766.490†	51153.9	49908.1	25.78 mg/L	25.78 mg/L	18:39:12
2	Li 670.784†	16473.6	16093.1	0.4728 mg/L	0.4728 mg/L	18:39:12
2	Na 589.592	226900.2	227960.3	28.56 mg/L	28.56 mg/L	18:39:12
2	Y 371.029	3403052.8	3403052.8	1.02 mg/L		18:40:12
2	Ag 328.068†	73803.0	75957.7	0.2599 mg/L	0.2599 mg/L	18:40:18

2	Al	237.313†	333307.1	327571.0	38.03	mg/L	38.03	mg/L	18:40:18
2	As	188.979†	251.1	241.5	0.4337	mg/L	0.4337	mg/L	18:40:38
2	B	182.528†	143.3	143.7	0.4675	mg/L	0.4675	mg/L	18:40:38
2	Ba	233.527†	72766.9	71681.5	0.6305	mg/L	0.6305	mg/L	18:40:18
2	Be	313.107†	244179.1	237508.5	0.0461	mg/L	0.0461	mg/L	18:40:12
2	Ca	315.886†	1767960.0	1736395.5	12.90	mg/L	12.90	mg/L	18:40:12
2	Cd	228.802†	9006.4	8733.8	0.2276	mg/L	0.2276	mg/L	18:40:38
2	Co	228.616†	16761.7	16664.6	0.4638	mg/L	0.4638	mg/L	18:40:18
2	Cr	267.716†	92060.1	89569.9	0.5883	mg/L	0.5883	mg/L	18:40:18
2	Cu	324.752†	373422.9	361686.8	1.352	mg/L	1.352	mg/L	18:40:12
2	Fe	234.349†	4322204.7	4246878.3	89.14	mg/L	89.14	mg/L	18:40:05
2	Fe	238.204†	10133001.3	9957221.3	85.85	mg/L	85.85	mg/L	18:40:05
2	Mg	279.077†	351759.1	345237.8	13.61	mg/L	13.61	mg/L	18:40:18
2	Mn	257.610†	1128679.4	1107564.4	1.348	mg/L	1.348	mg/L	18:40:12
2	Mo	202.031†	6411.9	6243.5	0.4587	mg/L	0.4587	mg/L	18:40:38
2	Ni	231.604†	12992.5	12774.0	0.4912	mg/L	0.4912	mg/L	18:40:18
2	P	214.914†	14365.8	14011.3	10.25	mg/L	10.25	mg/L	18:40:38
2	Pb	220.353†	6405.8	6428.8	0.7362	mg/L	0.7362	mg/L	18:40:38
2	Sb	206.836†	917.8	880.9	0.4332	mg/L	0.4332	mg/L	18:40:38
2	Se	196.026†	590.3	591.2	0.8544	mg/L	0.8544	mg/L	18:40:38
2	Sn	189.927†	1766.5	1658.6	0.4778	mg/L	0.4778	mg/L	18:40:38
2	Sr	407.771†	2034790.3	1993606.2	0.0867	mg/L	0.0867	mg/L	18:40:05
2	Ti	337.279†	2028601.9	1995266.7	2.611	mg/L	2.611	mg/L	18:40:12
2	Tl	190.801†	528.9	521.6	0.4416	mg/L	0.4416	mg/L	18:40:38
2	V	292.402†	135978.0	134993.7	0.5139	mg/L	0.5139	mg/L	18:40:18
2	Zn	213.857†	141518.9	138435.6	1.916	mg/L	1.916	mg/L	18:40:18

Mean Data: BG61408-PDS1

Analyte	Mean Corrected Intensity	Conc.	Calib Units	Std.Dev.	Conc.	Sample Units	Std.Dev.	RSD
Y 371.029	3391642.8	1.01	mg/L	0.005				0.48%
Ag 328.068†	76424.9	0.2616	mg/L	0.00228	0.2616	mg/L	0.00228	0.87%
Al 237.313†	330039.0	38.32	mg/L	0.404	38.32	mg/L	0.404	1.05%
As 188.979†	243.7	0.4377	mg/L	0.00559	0.4377	mg/L	0.00559	1.28%
B 182.528†	141.7	0.4612	mg/L	0.00898	0.4612	mg/L	0.00898	1.95%
Ba 233.527†	72222.5	0.6353	mg/L	0.00673	0.6353	mg/L	0.00673	1.06%
Be 313.107†	238086.4	0.0463	mg/L	0.00017	0.0463	mg/L	0.00017	0.37%
Ca 315.886†	1741533.8	12.94	mg/L	0.054	12.94	mg/L	0.054	0.42%
Cd 228.802†	8735.8	0.2277	mg/L	0.00008	0.2277	mg/L	0.00008	0.03%
Co 228.616†	16794.2	0.4675	mg/L	0.00517	0.4675	mg/L	0.00517	1.11%
Cr 267.716†	90231.1	0.5926	mg/L	0.00617	0.5926	mg/L	0.00617	1.04%
Cu 324.752†	360094.0	1.347	mg/L	0.0081	1.347	mg/L	0.0081	0.60%
Fe 234.349†	4286311.8	89.97	mg/L	1.171	89.97	mg/L	1.171	1.30%
Fe 238.204†	10051134.5	86.66	mg/L	1.145	86.66	mg/L	1.145	1.32%
K 766.490†	50460.3	26.06	mg/L	0.402	26.06	mg/L	0.402	1.54%
Li 670.784†	16251.4	0.4775	mg/L	0.00660	0.4775	mg/L	0.00660	1.38%
Mg 279.077†	347977.2	13.72	mg/L	0.153	13.72	mg/L	0.153	1.11%
Mn 257.610†	1110551.9	1.352	mg/L	0.0052	1.352	mg/L	0.0052	0.38%
Mo 202.031†	6254.1	0.4595	mg/L	0.00109	0.4595	mg/L	0.00109	0.24%
Na 589.592	228547.0	28.64	mg/L	0.104	28.64	mg/L	0.104	0.36%
Ni 231.604†	12884.6	0.4955	mg/L	0.00607	0.4955	mg/L	0.00607	1.23%
P 214.914†	14027.1	10.26	mg/L	0.016	10.26	mg/L	0.016	0.16%
Pb 220.353†	6426.0	0.7359	mg/L	0.00043	0.7359	mg/L	0.00043	0.06%
Sb 206.836†	884.8	0.4351	mg/L	0.00262	0.4351	mg/L	0.00262	0.60%
Se 196.026†	587.2	0.8486	mg/L	0.00817	0.8486	mg/L	0.00817	0.96%
Sn 189.927†	1666.9	0.4801	mg/L	0.00337	0.4801	mg/L	0.00337	0.70%
Sr 407.771†	2006003.6	0.0873	mg/L	0.00076	0.0873	mg/L	0.00076	0.88%
Ti 337.279†	1995843.7	2.612	mg/L	0.0011	2.612	mg/L	0.0011	0.04%
Tl 190.801†	521.9	0.4418	mg/L	0.00040	0.4418	mg/L	0.00040	0.09%
V 292.402†	135777.7	0.5168	mg/L	0.00414	0.5168	mg/L	0.00414	0.80%
Zn 213.857†	139661.7	1.933	mg/L	0.0240	1.933	mg/L	0.0240	1.24%

Matrix Recovery Check: BG61408-PDS1

Analyte	Expected Conc.	Measured Conc.	Std. Dev.	Units	Recovery (%)
K 766.490	29.45	26.06	0.402	mg/L	86.4
Li 670.784	0.5443	0.4775	0.007	mg/L	86.6
Na 589.592	30.25	28.64	0.104	mg/L	93.6
Ag 328.068	0.2838	0.2616	0.002	mg/L	91.1
Al 237.313	38.13	38.32	0.404	mg/L	107.6

As 188.979	0.5237	0.4377	0.006	mg/L	82.8
B 182.528	0.5270	0.4612	0.009	mg/L	86.8
Ba 233.527	0.6849	0.6353	0.007	mg/L	90.1
Be 313.107	0.0511	0.0463	0.000	mg/L	90.3
Ca 315.886	13.31	12.94	0.054	mg/L	92.7
Cd 228.802	0.2522	0.2277	0.000	mg/L	90.2
Co 228.616	0.5219	0.4675	0.005	mg/L	89.1
Cr 267.716	0.6401	0.5926	0.006	mg/L	90.5
Cu 324.752	1.457	1.347	0.008	mg/L	78.0
Fe 234.349	90.47	89.97	1.171	mg/L	80.2
Fe 238.204	87.44	86.66	1.145	mg/L	68.9
Mg 279.077	14.24	13.72	0.153	mg/L	89.5
Mn 257.610	1.400	1.352	0.005	mg/L	90.4
Mo 202.031	0.5048	0.4595	0.001	mg/L	90.9
Ni 231.604	0.5674	0.4955	0.006	mg/L	85.6
P 214.914	11.01	10.26	0.016	mg/L	84.9
Pb 220.353	0.7952	0.7359	0.000	mg/L	88.1
Sb 206.836	0.5027	0.4351	0.003	mg/L	86.5
Se 196.026	0.9972	0.8486	0.008	mg/L	85.1
Sn 189.927	0.5179	0.4801	0.003	mg/L	92.5
Sr 407.771	0.0913	0.0873	0.001	mg/L	92.0
Ti 337.279	2.658	2.612	0.001	mg/L	90.7
Tl 190.801	0.5056	0.4418	0.000	mg/L	87.3
V 292.402	0.5648	0.5168	0.004	mg/L	90.4
Zn 213.857	1.998	1.933	0.024	mg/L	87.0

Sequence No.: 35

Sample ID: 0607173-11

Analyst:

Initial Sample Wt:

Dilution:

Autosampler Location: 27

Date Collected: 7/14/2006 6:42:15 PM

Data Type: Original

Initial Sample Vol:

Sample Prep Vol:

Replicate Data: 0607173-11

Repl#	Analyte	Net Intensity	Corrected Intensity	Calib. Conc. Units	Sample Conc. Units	Analysis Time
1	K 766.490†	10801.1	10075.4	5.296 mg/L	5.296 mg/L	18:43:49
1	Li 670.784†	2293.1	2119.9	0.0608 mg/L	0.0608 mg/L	18:43:49
1	Na 589.592	42771.8	43831.9	5.375 mg/L	5.375 mg/L	18:43:49
1	Y 371.029	3460421.4	3460421.4	1.03 mg/L		18:44:13
1	Ag 328.068†	23736.3	26367.8	0.0916 mg/L	0.0916 mg/L	18:44:18
1	Al 237.313†	333519.8	322346.1	37.49 mg/L	37.49 mg/L	18:44:13
1	As 188.979†	32.5	26.1	0.0383 mg/L	0.0383 mg/L	18:44:38
1	B 182.528†	7.8	10.4	0.0320 mg/L	0.0320 mg/L	18:44:38
1	Ba 233.527†	27767.6	27005.9	0.2376 mg/L	0.2376 mg/L	18:44:18
1	Be 313.107†	17903.6	14843.9	0.0015 mg/L	0.0015 mg/L	18:44:18
1	Ca 315.886†	829383.9	800494.3	5.946 mg/L	5.946 mg/L	18:44:13
1	Cd 228.802†	216.9	92.3	0.0024 mg/L	0.0024 mg/L	18:44:38
1	Co 228.616†	618.0	789.2	0.0166 mg/L	0.0166 mg/L	18:44:38
1	Cr 267.716†	14659.8	13265.6	0.0901 mg/L	0.0901 mg/L	18:44:18
1	Cu 324.752†	176515.0	165299.2	0.6228 mg/L	0.6228 mg/L	18:44:13
1	Fe 234.349†	3629736.8	3507215.7	73.62 mg/L	73.62 mg/L	18:44:06
1	Fe 238.204†	8598988.0	8309565.6	71.64 mg/L	71.64 mg/L	18:44:06
1	Mg 279.077†	256981.0	247907.5	9.767 mg/L	9.767 mg/L	18:44:13
1	Mn 257.610†	613644.8	591414.8	0.7188 mg/L	0.7188 mg/L	18:44:13
1	Mo 202.031†	121.9	60.1	0.0048 mg/L	0.0048 mg/L	18:44:38
1	Ni 231.604†	3522.3	3409.8	0.1274 mg/L	0.1274 mg/L	18:44:18
1	P 214.914†	7137.5	6791.3	4.971 mg/L	4.971 mg/L	18:44:18
1	Pb 220.353†	2086.6	2150.1	0.2472 mg/L	0.2472 mg/L	18:44:38
1	Sb 206.836†	42.7	20.3	0.0073 mg/L	0.0073 mg/L	18:44:38
1	Se 196.026†	-2.3	8.8	0.0042 mg/L	0.0042 mg/L	18:44:38
1	Sn 189.927†	212.1	127.6	0.0401 mg/L	0.0401 mg/L	18:44:38
1	Sr 407.771†	2604801.8	2511347.6	0.1093 mg/L	0.1093 mg/L	18:44:06
1	Ti 337.279†	1773175.6	1715356.2	2.245 mg/L	2.245 mg/L	18:44:13
1	Tl 190.801†	14.1	15.5	0.0193 mg/L	0.0193 mg/L	18:44:38
1	V 292.402†	21252.5	21900.7	0.0723 mg/L	0.0723 mg/L	18:44:18
1	Zn 213.857†	104426.9	100282.0	1.388 mg/L	1.388 mg/L	18:44:18
2	K 766.490†	10718.7	9896.2	5.204 mg/L	5.204 mg/L	18:43:54
2	Li 670.784†	2154.3	1965.7	0.0563 mg/L	0.0563 mg/L	18:43:54
2	Na 589.592	42759.8	43819.9	5.373 mg/L	5.373 mg/L	18:43:54
2	Y 371.029	3493996.5	3493996.5	1.04 mg/L		18:44:54

Element	Conc. 1	Conc. 2	Conc. 3	Conc. 4	Conc. 5	Time
2 Ag 328.068†	24041.4	26439.4	0.0918 mg/L	0.0918 mg/L	18:44:59	
2 Al 237.313†	336648.2	322243.1	37.48 mg/L	37.48 mg/L	18:44:54	
2 As 188.979†	29.8	23.3	0.0330 mg/L	0.0330 mg/L	18:45:19	
2 B 182.528†	14.4	16.7	0.0526 mg/L	0.0526 mg/L	18:45:19	
2 Ba 233.527†	28221.7	27182.7	0.2391 mg/L	0.2391 mg/L	18:44:59	
2 Be 313.107†	18119.2	14884.0	0.0015 mg/L	0.0015 mg/L	18:44:59	
2 Ca 315.886†	838902.5	801902.7	5.956 mg/L	5.956 mg/L	18:44:54	
2 Cd 228.802†	218.3	91.6	0.0025 mg/L	0.0025 mg/L	18:45:19	
2 Co 228.616†	623.1	788.4	0.0165 mg/L	0.0165 mg/L	18:45:19	
2 Cr 267.716†	14797.4	13261.2	0.0900 mg/L	0.0900 mg/L	18:44:59	
2 Cu 324.752†	178548.1	165605.9	0.6238 mg/L	0.6238 mg/L	18:44:54	
2 Fe 234.349†	3622542.3	3466619.7	72.77 mg/L	72.77 mg/L	18:44:47	
2 Fe 238.204†	8580776.0	8212274.2	70.80 mg/L	70.80 mg/L	18:44:47	
2 Mg 279.077†	259898.5	248313.4	9.783 mg/L	9.783 mg/L	18:44:54	
2 Mn 257.610†	619892.8	591696.3	0.7192 mg/L	0.7192 mg/L	18:44:54	
2 Mo 202.031†	128.4	65.2	0.0052 mg/L	0.0052 mg/L	18:45:19	
2 Ni 231.604†	3507.5	3362.9	0.1256 mg/L	0.1256 mg/L	18:44:59	
2 P 214.914†	7246.7	6829.6	4.999 mg/L	4.999 mg/L	18:44:59	
2 Pb 220.353†	2092.9	2136.7	0.2457 mg/L	0.2457 mg/L	18:45:19	
2 Sb 206.836†	47.3	24.3	0.0093 mg/L	0.0093 mg/L	18:45:19	
2 Se 196.026†	-8.4	3.0	-0.0044 mg/L	-0.0044 mg/L	18:45:19	
2 Sn 189.927†	197.9	112.1	0.0357 mg/L	0.0357 mg/L	18:45:19	
2 Sr 407.771†	2604654.7	2487015.9	0.1083 mg/L	0.1083 mg/L	18:44:47	
2 Ti 337.279†	1789568.5	1714579.5	2.244 mg/L	2.244 mg/L	18:44:54	
2 Tl 190.801†	-4.7	-2.6	0.0044 mg/L	0.0044 mg/L	18:45:19	
2 V 292.402†	21532.5	21971.3	0.0726 mg/L	0.0726 mg/L	18:44:59	
2 Zn 213.857†	105495.9	100335.3	1.389 mg/L	1.389 mg/L	18:44:59	

Mean Data: 0607173-11

Analyte	Mean Corrected Intensity	Calib Conc. Units	Std.Dev.	Sample Conc. Units	Std.Dev.	RSD
Y 371.029	3477209.0	1.04 mg/L	0.007			0.68%
Ag 328.068†	26403.6	0.0917 mg/L	0.00015	0.0917 mg/L	0.00015	0.16%
Al 237.313†	322294.6	37.48 mg/L	0.006	37.48 mg/L	0.006	0.02%
As 188.979†	24.7	0.0357 mg/L	0.00369	0.0357 mg/L	0.00369	10.36%
B 182.528†	13.5	0.0423 mg/L	0.01459	0.0423 mg/L	0.01459	34.51%
Ba 233.527†	27094.3	0.2383 mg/L	0.00110	0.2383 mg/L	0.00110	0.46%
Be 313.107†	14863.9	0.0015 mg/L	0.00000	0.0015 mg/L	0.00000	0.18%
Ca 315.886†	801198.5	5.951 mg/L	0.0074	5.951 mg/L	0.0074	0.12%
Cd 228.802†	92.0	0.0025 mg/L	0.00000	0.0025 mg/L	0.00000	0.12%
Co 228.616†	788.8	0.0165 mg/L	0.00001	0.0165 mg/L	0.00001	0.09%
Cr 267.716†	13263.4	0.0900 mg/L	0.00006	0.0900 mg/L	0.00006	0.06%
Cu 324.752†	165452.6	0.6233 mg/L	0.00069	0.6233 mg/L	0.00069	0.11%
Fe 234.349†	3486917.7	73.19 mg/L	0.603	73.19 mg/L	0.603	0.82%
Fe 238.204†	8260919.9	71.22 mg/L	0.593	71.22 mg/L	0.593	0.83%
K 766.490†	9985.8	5.250 mg/L	0.0651	5.250 mg/L	0.0651	1.24%
Li 670.784†	2042.8	0.0585 mg/L	0.00321	0.0585 mg/L	0.00321	5.49%
Mg 279.077†	248110.5	9.775 mg/L	0.0116	9.775 mg/L	0.0116	0.12%
Mn 257.610†	591555.5	0.7190 mg/L	0.00024	0.7190 mg/L	0.00024	0.03%
Mo 202.031†	62.7	0.0050 mg/L	0.00026	0.0050 mg/L	0.00026	5.28%
Na 589.592	43825.9	5.374 mg/L	0.0011	5.374 mg/L	0.0011	0.02%
Ni 231.604†	3386.3	0.1265 mg/L	0.00129	0.1265 mg/L	0.00129	1.02%
P 214.914†	6810.5	4.985 mg/L	0.0198	4.985 mg/L	0.0198	0.40%
Pb 220.353†	2143.4	0.2464 mg/L	0.00105	0.2464 mg/L	0.00105	0.43%
Sb 206.836†	22.3	0.0083 mg/L	0.00144	0.0083 mg/L	0.00144	17.25%
Se 196.026†	5.9	-0.0001 mg/L	0.00602	-0.0001 mg/L	0.00602	>999.9%
Sn 189.927†	119.8	0.0379 mg/L	0.00316	0.0379 mg/L	0.00316	8.33%
Sr 407.771†	2499181.7	0.1088 mg/L	0.00075	0.1088 mg/L	0.00075	0.69%
Ti 337.279†	1714967.8	2.244 mg/L	0.0007	2.244 mg/L	0.0007	0.03%
Tl 190.801†	6.4	0.0119 mg/L	0.01056	0.0119 mg/L	0.01056	88.85%
V 292.402†	21936.0	0.0724 mg/L	0.00028	0.0724 mg/L	0.00028	0.38%
Zn 213.857†	100308.6	1.389 mg/L	0.0006	1.389 mg/L	0.0006	0.04%

Sequence No.: 36
 Sample ID: 0607173-12
 Analyst:
 Initial Sample Wt:
 Dilution:

Autosampler Location: 28
 Date Collected: 7/14/2006 6:46:57 PM
 Data Type: Original
 Initial Sample Vol:
 Sample Prep Vol:

Replicate Data: 0607173-12

Repl#	Analyte	Net		Calib.	Sample		Analysis Time
		Intensity	Corrected Intensity		Conc. Units	Conc. Units	
1	K 766.490†	15085.2	14267.1	7.452 mg/L	7.452 mg/L	18:48:39	
1	Li 670.784†	3491.2	3289.7	0.0953 mg/L	0.0953 mg/L	18:48:39	
1	Na 589.592	44335.6	45395.7	5.572 mg/L	5.572 mg/L	18:48:39	
1	Y 371.029	3448276.3	3448276.3	1.03 mg/L	1.03 mg/L	18:49:13	
1	Ag 328.068†	197658.3	195129.3	0.6633 mg/L	0.6633 mg/L	18:49:18	
1	Al 237.313†	615058.0	596535.2	69.44 mg/L	69.44 mg/L	18:49:13	
1	As 188.979†	71.0	63.6	0.1061 mg/L	0.1061 mg/L	18:49:39	
1	B 182.528†	10.5	13.0	0.0407 mg/L	0.0407 mg/L	18:49:39	
1	Ba 233.527†	105879.5	102858.3	0.9045 mg/L	0.9045 mg/L	18:49:18	
1	Be 313.107†	25301.7	22080.0	0.0029 mg/L	0.0029 mg/L	18:49:18	
1	Ca 315.886†	10183331.7	9875376.6	73.36 mg/L	73.36 mg/L	18:49:04	
1	Cd 228.802†	1201.0	1047.5	0.0290 mg/L	0.0290 mg/L	18:49:39	
1	Co 228.616†	3026.8	3127.5	0.0804 mg/L	0.0804 mg/L	18:49:39	
1	Cr 267.716†	34341.6	32404.2	0.2157 mg/L	0.2157 mg/L	18:49:18	
1	Cu 324.752†	19799089.0	19197132.0	71.06 mg/L	71.06 mg/L	18:49:04	
1	Fe 234.349†	5756823.5	5582556.3	117.1 mg/L	117.1 mg/L	18:49:13	
1	Fe 238.204†	13078770.4	12683616.7	109.4 mg/L	109.4 mg/L	18:49:04	
1	Mg 279.077†	728444.2	706037.5	27.87 mg/L	27.87 mg/L	18:49:13	
1	Mn 257.610†	2771759.2	2686581.5	3.273 mg/L	3.273 mg/L	18:49:13	
1	Mo 202.031†	304.5	237.6	0.0178 mg/L	0.0178 mg/L	18:49:39	
1	Ni 231.604†	160427.1	155598.1	6.031 mg/L	6.031 mg/L	18:49:18	
1	P 214.914†	41780.7	40414.8	29.53 mg/L	29.53 mg/L	18:49:18	
1	Pb 220.353†	88367.9	85838.4	9.785 mg/L	9.785 mg/L	18:49:18	
1	Sb 206.836†	-95.1	-113.3	-0.0612 mg/L	-0.0612 mg/L	18:49:39	
1	Se 196.026†	-5.1	6.2	0.0002 mg/L	0.0002 mg/L	18:49:39	
1	Sn 189.927†	14437.3	13924.8	3.977 mg/L	3.977 mg/L	18:49:18	
1	Sr 407.771†	5359432.8	5191832.3	0.2263 mg/L	0.2263 mg/L	18:49:04	
1	Ti 337.279†	2082568.5	2021461.1	2.645 mg/L	2.645 mg/L	18:49:13	
1	Tl 190.801†	-9.9	-7.7	0.0406 mg/L	0.0406 mg/L	18:49:39	
1	V 292.402†	171317.8	167516.0	0.6287 mg/L	0.6287 mg/L	18:49:18	
1	Zn 213.857†	1258173.9	1219615.3	16.91 mg/L	16.91 mg/L	18:49:13	
2	K 766.490†	15395.0	14567.7	7.606 mg/L	7.606 mg/L	18:48:45	
2	Li 670.784†	3544.9	3341.8	0.0968 mg/L	0.0968 mg/L	18:48:45	
2	Na 589.592	44730.6	45790.7	5.621 mg/L	5.621 mg/L	18:48:45	
2	Y 371.029	3448245.5	3448245.5	1.03 mg/L	1.03 mg/L	18:50:03	
2	Ag 328.068†	200329.0	197721.3	0.6720 mg/L	0.6720 mg/L	18:50:09	
2	Al 237.313†	614668.2	596162.5	69.40 mg/L	69.40 mg/L	18:50:03	
2	As 188.979†	69.9	62.5	0.1041 mg/L	0.1041 mg/L	18:50:29	
2	B 182.528†	15.3	17.7	0.0560 mg/L	0.0560 mg/L	18:50:29	
2	Ba 233.527†	107456.0	104388.3	0.9180 mg/L	0.9180 mg/L	18:50:09	
2	Be 313.107†	25862.8	22624.5	0.0030 mg/L	0.0030 mg/L	18:50:09	
2	Ca 315.886†	10250056.3	9940179.3	73.85 mg/L	73.85 mg/L	18:49:54	
2	Cd 228.802†	1190.8	1037.6	0.0288 mg/L	0.0288 mg/L	18:50:29	
2	Co 228.616†	3024.2	3125.1	0.0803 mg/L	0.0803 mg/L	18:50:29	
2	Cr 267.716†	34729.2	32780.4	0.2182 mg/L	0.2182 mg/L	18:50:09	
2	Cu 324.752†	20024821.7	19416235.7	71.87 mg/L	71.87 mg/L	18:49:54	
2	Fe 234.349†	5742520.5	5568734.2	116.8 mg/L	116.8 mg/L	18:50:03	
2	Fe 238.204†	13147403.3	12750295.3	109.9 mg/L	109.9 mg/L	18:49:54	
2	Mg 279.077†	727798.7	705417.8	27.85 mg/L	27.85 mg/L	18:50:03	
2	Mn 257.610†	2773775.5	2688561.1	3.276 mg/L	3.276 mg/L	18:50:03	
2	Mo 202.031†	300.9	234.1	0.0176 mg/L	0.0176 mg/L	18:50:29	
2	Ni 231.604†	165725.5	160738.3	6.230 mg/L	6.230 mg/L	18:50:09	
2	P 214.914†	40558.9	39230.3	28.67 mg/L	28.67 mg/L	18:50:09	
2	Pb 220.353†	89656.3	87088.7	9.928 mg/L	9.928 mg/L	18:50:09	
2	Sb 206.836†	-74.9	-93.7	-0.0512 mg/L	-0.0512 mg/L	18:50:29	
2	Se 196.026†	0.1	11.1	0.0075 mg/L	0.0075 mg/L	18:50:29	
2	Sn 189.927†	14642.1	14123.6	4.034 mg/L	4.034 mg/L	18:50:09	
2	Sr 407.771†	5393004.0	5224438.5	0.2277 mg/L	0.2277 mg/L	18:49:54	
2	Ti 337.279†	2080416.4	2019391.9	2.643 mg/L	2.643 mg/L	18:50:03	
2	Tl 190.801†	-9.7	-7.5	0.0407 mg/L	0.0407 mg/L	18:50:29	
2	V 292.402†	173543.9	169676.5	0.6371 mg/L	0.6371 mg/L	18:50:09	
2	Zn 213.857†	1255300.7	1216839.6	16.87 mg/L	16.87 mg/L	18:50:03	

Mean Data: 0607173-12

Analyte	Mean Corrected		Std.Dev.	Sample		RSD
	Intensity	Calib Conc. Units		Conc. Units	Std.Dev.	
Y 371.029	3448260.9	1.03 mg/L	0.000			0.00%
Ag 328.068†	196425.3	0.6677 mg/L	0.00618	0.6677 mg/L	0.00618	0.93%

Al 237.313†	596348.8	69.42 mg/L	0.030	69.42 mg/L	0.030	0.04%
As 188.979†	63.0	0.1051 mg/L	0.00138	0.1051 mg/L	0.00138	1.31%
B 182.528†	15.4	0.0483 mg/L	0.01081	0.0483 mg/L	0.01081	22.38%
Ba 233.527†	103623.3	0.9112 mg/L	0.00951	0.9112 mg/L	0.00951	1.04%
Be 313.107†	22352.2	0.0029 mg/L	0.00008	0.0029 mg/L	0.00008	2.65%
Ca 315.886†	9907777.9	73.61 mg/L	0.340	73.61 mg/L	0.340	0.46%
Cd 228.802†	1042.6	0.0289 mg/L	0.00014	0.0289 mg/L	0.00014	0.49%
Co 228.616†	3126.3	0.0804 mg/L	0.00008	0.0804 mg/L	0.00008	0.09%
Cr 267.716†	32592.3	0.2169 mg/L	0.00172	0.2169 mg/L	0.00172	0.79%
Cu 324.752†	19306683.9	71.46 mg/L	0.573	71.46 mg/L	0.573	0.80%
Fe 234.349†	5575645.3	117.0 mg/L	0.21	117.0 mg/L	0.21	0.18%
Fe 238.204†	12716956.0	109.6 mg/L	0.41	109.6 mg/L	0.41	0.37%
K 766.490†	14417.4	7.529 mg/L	0.1093	7.529 mg/L	0.1093	1.45%
Li 670.784†	3315.8	0.0961 mg/L	0.00109	0.0961 mg/L	0.00109	1.13%
Mg 279.077†	705727.7	27.86 mg/L	0.017	27.86 mg/L	0.017	0.06%
Mn 257.610†	2687571.3	3.275 mg/L	0.0017	3.275 mg/L	0.0017	0.05%
Mo 202.031†	235.9	0.0177 mg/L	0.00018	0.0177 mg/L	0.00018	1.04%
Na 589.592	45593.2	5.596 mg/L	0.0352	5.596 mg/L	0.0352	0.63%
Ni 231.604†	158168.2	6.130 mg/L	0.1410	6.130 mg/L	0.1410	2.30%
P 214.914†	39822.6	29.10 mg/L	0.612	29.10 mg/L	0.612	2.10%
Pb 220.353†	86463.5	9.857 mg/L	0.1008	9.857 mg/L	0.1008	1.02%
Sb 206.836†	-103.5	-0.0562 mg/L	0.00703	-0.0562 mg/L	0.00703	12.51%
Se 196.026†	8.6	0.0039 mg/L	0.00512	0.0039 mg/L	0.00512	132.32%
Sn 189.927†	14024.2	4.005 mg/L	0.0401	4.005 mg/L	0.0401	1.00%
Sr 407.771†	5208135.4	0.2270 mg/L	0.00101	0.2270 mg/L	0.00101	0.44%
Ti 337.279†	2020426.5	2.644 mg/L	0.0019	2.644 mg/L	0.0019	0.07%
Tl 190.801†	-7.6	0.0406 mg/L	0.00012	0.0406 mg/L	0.00012	0.29%
V 292.402†	168596.2	0.6329 mg/L	0.00593	0.6329 mg/L	0.00593	0.94%
Zn 213.857†	1218227.4	16.89 mg/L	0.028	16.89 mg/L	0.028	0.17%

Sequence No.: 37

Sample ID: CCV

Analyst:

Initial Sample Wt:

Dilution:

Autosampler Location: 3

Date Collected: 7/14/2006 6:52:06 PM

Data Type: Original

Initial Sample Vol:

Sample Prep Vol:

Replicate Data: CCV

Repl#	Analyte	Net Intensity	Corrected Intensity	Calib. Conc. Units	Sample Conc. Units	Analysis Time
1	K 766.490†	44137.3	45106.1	23.31 mg/L	23.31 mg/L	18:53:45
1	Li 670.784†	15579.1	15953.0	0.4687 mg/L	0.4687 mg/L	18:53:45
1	Na 589.592	195498.4	196558.6	24.61 mg/L	24.61 mg/L	18:53:45
1	Y 371.029	3246374.3	3246374.3	0.971 mg/L		18:54:00
1	Ag 328.068†	67803.0	73277.2	0.2474 mg/L	0.2474 mg/L	18:54:06
1	Al 237.313†	20198.3	20820.4	2.442 mg/L	2.442 mg/L	18:54:06
1	As 188.979†	241.0	243.0	0.4385 mg/L	0.4385 mg/L	18:54:26
1	B 182.528†	129.1	135.9	0.4422 mg/L	0.4422 mg/L	18:54:26
1	Ba 233.527†	54155.7	55959.9	0.4923 mg/L	0.4923 mg/L	18:54:06
1	Be 313.107†	240680.3	245485.6	0.0490 mg/L	0.0490 mg/L	18:54:00
1	Ca 315.886†	648544.0	667046.8	4.957 mg/L	4.957 mg/L	18:54:00
1	Cd 228.802†	9350.7	9515.6	0.2475 mg/L	0.2475 mg/L	18:54:26
1	Co 228.616†	16826.6	17526.5	0.4927 mg/L	0.4927 mg/L	18:54:06
1	Cr 267.716†	73591.5	74910.2	0.4880 mg/L	0.4880 mg/L	18:54:06
1	Cu 324.752†	146110.7	145225.2	0.5341 mg/L	0.5341 mg/L	18:54:06
1	Fe 234.349†	115481.5	118186.5	2.472 mg/L	2.472 mg/L	18:54:06
1	Fe 238.204†	283555.5	291099.6	2.501 mg/L	2.501 mg/L	18:54:06
1	Mg 279.077†	120523.5	123706.9	4.887 mg/L	4.887 mg/L	18:54:06
1	Mn 257.610†	401283.3	411746.7	0.4999 mg/L	0.4999 mg/L	18:54:00
1	Mo 202.031†	6584.4	6725.4	0.4941 mg/L	0.4941 mg/L	18:54:26
1	Ni 231.604†	11669.0	12026.8	0.4622 mg/L	0.4622 mg/L	18:54:06
1	P 214.914†	6583.6	6675.5	4.887 mg/L	4.887 mg/L	18:54:26
1	Pb 220.353†	4157.6	4416.6	0.5038 mg/L	0.5038 mg/L	18:54:26
1	Sb 206.836†	968.5	976.7	0.4857 mg/L	0.4857 mg/L	18:54:26
1	Se 196.026†	604.3	633.7	0.9164 mg/L	0.9164 mg/L	18:54:26
1	Sn 189.927†	1748.8	1724.2	0.4908 mg/L	0.4908 mg/L	18:54:26
1	Sr 407.771†	1124773.9	1152633.2	0.0500 mg/L	0.0500 mg/L	18:54:00
1	Ti 337.279†	366619.7	379337.9	0.4955 mg/L	0.4955 mg/L	18:54:00
1	Tl 190.801†	577.3	596.6	0.4924 mg/L	0.4924 mg/L	18:54:26
1	V 292.402†	120224.3	125214.0	0.4908 mg/L	0.4908 mg/L	18:54:06
1	Zn 213.857†	36470.1	36928.3	0.5115 mg/L	0.5115 mg/L	18:54:06

2	K 766.490†	44396.7	45765.7	23.65 mg/L	23.65 mg/L	18:53:50
2	Li 670.784†	15625.7	16139.1	0.4742 mg/L	0.4742 mg/L	18:53:50
2	Na 589.592	194770.9	195831.0	24.52 mg/L	24.52 mg/L	18:53:50
2	Y 371.029	3218761.7	3218761.7	0.962 mg/L	0.962 mg/L	18:54:33
2	Ag 328.068†	68512.6	74613.6	0.2520 mg/L	0.2520 mg/L	18:54:38
2	Al 237.313†	20421.9	21231.2	2.490 mg/L	2.490 mg/L	18:54:38
2	As 188.979†	244.5	248.8	0.4491 mg/L	0.4491 mg/L	18:54:58
2	B 182.528†	132.4	140.4	0.4569 mg/L	0.4569 mg/L	18:54:58
2	Ba 233.527†	54795.5	57103.2	0.5023 mg/L	0.5023 mg/L	18:54:38
2	Be 313.107†	238663.4	245517.0	0.0490 mg/L	0.0490 mg/L	18:54:33
2	Ca 315.886†	642288.4	666278.7	4.951 mg/L	4.951 mg/L	18:54:33
2	Cd 228.802†	9353.5	9601.1	0.2497 mg/L	0.2497 mg/L	18:54:58
2	Co 228.616†	16994.0	17849.0	0.5018 mg/L	0.5018 mg/L	18:54:38
2	Cr 267.716†	74496.1	76500.5	0.4983 mg/L	0.4983 mg/L	18:54:38
2	Cu 324.752†	145441.1	145820.8	0.5363 mg/L	0.5363 mg/L	18:54:38
2	Fe 234.349†	116696.5	120469.4	2.520 mg/L	2.520 mg/L	18:54:38
2	Fe 238.204†	286447.0	296609.8	2.548 mg/L	2.548 mg/L	18:54:38
2	Mg 279.077†	122087.2	126396.7	4.993 mg/L	4.993 mg/L	18:54:38
2	Mn 257.610†	397020.3	410863.8	0.4988 mg/L	0.4988 mg/L	18:54:33
2	Mo 202.031†	6629.2	6830.2	0.5018 mg/L	0.5018 mg/L	18:54:58
2	Ni 231.604†	11779.8	12245.1	0.4707 mg/L	0.4707 mg/L	18:54:38
2	P 214.914†	6572.8	6722.5	4.921 mg/L	4.921 mg/L	18:54:58
2	Pb 220.353†	4149.1	4444.5	0.5070 mg/L	0.5070 mg/L	18:54:58
2	Sb 206.836†	975.4	992.4	0.4935 mg/L	0.4935 mg/L	18:54:58
2	Se 196.026†	598.4	632.8	0.9151 mg/L	0.9151 mg/L	18:54:58
2	Sn 189.927†	1744.9	1735.6	0.4940 mg/L	0.4940 mg/L	18:54:58
2	Sr 407.771†	1113859.0	1151232.7	0.0500 mg/L	0.0500 mg/L	18:54:33
2	Ti 337.279†	363259.5	379086.6	0.4952 mg/L	0.4952 mg/L	18:54:33
2	Tl 190.801†	585.4	610.1	0.5034 mg/L	0.5034 mg/L	18:54:58
2	V 292.402†	121925.5	128044.1	0.5018 mg/L	0.5018 mg/L	18:54:38
2	Zn 213.857†	36656.2	37444.0	0.5186 mg/L	0.5186 mg/L	18:54:38

Mean Data: CCV

Analyte	Mean Corrected Intensity	Calib Conc. Units	Std.Dev.	Sample Conc. Units	Std.Dev.	RSD
Y 371.029	3232568.0	0.967 mg/L	0.0058			0.60%
Ag 328.068†	73945.4	0.2497 mg/L	0.00320	0.2497 mg/L	0.00320	1.28%
QC value within limits for Ag 328.068 Recovery = 99.88%						
Al 237.313†	21025.8	2.466 mg/L	0.0340	2.466 mg/L	0.0340	1.38%
QC value within limits for Al 237.313 Recovery = 98.65%						
As 188.979†	245.9	0.4438 mg/L	0.00746	0.4438 mg/L	0.00746	1.68%
QC value less than the lower limit for As 188.979 Recovery = 88.76%						
B 182.528†	138.1	0.4495 mg/L	0.01041	0.4495 mg/L	0.01041	2.31%
QC value less than the lower limit for B 182.528 Recovery = 89.90%						
Ba 233.527†	56531.6	0.4973 mg/L	0.00711	0.4973 mg/L	0.00711	1.43%
QC value within limits for Ba 233.527 Recovery = 99.46%						
Be 313.107†	245501.3	0.0490 mg/L	0.00001	0.0490 mg/L	0.00001	0.01%
QC value within limits for Be 313.107 Recovery = 98.06%						
Ca 315.886†	666662.7	4.954 mg/L	0.0040	4.954 mg/L	0.0040	0.08%
QC value within limits for Ca 315.886 Recovery = 99.08%						
Cd 228.802†	9558.4	0.2486 mg/L	0.00157	0.2486 mg/L	0.00157	0.63%
QC value within limits for Cd 228.802 Recovery = 99.43%						
Co 228.616†	17687.8	0.4972 mg/L	0.00644	0.4972 mg/L	0.00644	1.29%
QC value within limits for Co 228.616 Recovery = 99.45%						
Cr 267.716†	75705.3	0.4931 mg/L	0.00734	0.4931 mg/L	0.00734	1.49%
QC value within limits for Cr 267.716 Recovery = 98.63%						
Cu 324.752†	145523.0	0.5352 mg/L	0.00156	0.5352 mg/L	0.00156	0.29%
QC value within limits for Cu 324.752 Recovery = 107.04%						
Fe 234.349†	119328.0	2.496 mg/L	0.0338	2.496 mg/L	0.0338	1.36%
QC value within limits for Fe 234.349 Recovery = 99.83%						
Fe 238.204†	293854.7	2.524 mg/L	0.0336	2.524 mg/L	0.0336	1.33%
QC value within limits for Fe 238.204 Recovery = 100.97%						
K 766.490†	45435.9	23.48 mg/L	0.240	23.48 mg/L	0.240	1.02%
QC value within limits for K 766.490 Recovery = 93.91%						
Li 670.784†	16046.1	0.4714 mg/L	0.00388	0.4714 mg/L	0.00388	0.82%
QC value within limits for Li 670.784 Recovery = 94.29%						
Mg 279.077†	125051.8	4.940 mg/L	0.0751	4.940 mg/L	0.0751	1.52%
QC value within limits for Mg 279.077 Recovery = 98.80%						
Mn 257.610†	411305.2	0.4993 mg/L	0.00076	0.4993 mg/L	0.00076	0.15%
QC value within limits for Mn 257.610 Recovery = 99.86%						
Mo 202.031†	6777.8	0.4979 mg/L	0.00544	0.4979 mg/L	0.00544	1.09%

Na	589.592	196194.8	24.56 mg/L	0.065	24.56 mg/L	0.065	0.26%
QC value within limits for Na 589.592 Recovery = 98.26%							
Ni	231.604†	12135.9	0.4664 mg/L	0.00600	0.4664 mg/L	0.00600	1.29%
QC value within limits for Ni 231.604 Recovery = 93.29%							
P	214.914†	6699.0	4.904 mg/L	0.0242	4.904 mg/L	0.0242	0.49%
QC value within limits for P 214.914 Recovery = 98.08%							
Pb	220.353†	4430.5	0.5054 mg/L	0.00227	0.5054 mg/L	0.00227	0.45%
QC value within limits for Pb 220.353 Recovery = 101.07%							
Sb	206.836†	984.6	0.4896 mg/L	0.00550	0.4896 mg/L	0.00550	1.12%
QC value within limits for Sb 206.836 Recovery = 97.93%							
Se	196.026†	633.2	0.9158 mg/L	0.00089	0.9158 mg/L	0.00089	0.10%
QC value within limits for Se 196.026 Recovery = 91.58%							
Sn	189.927†	1729.9	0.4924 mg/L	0.00230	0.4924 mg/L	0.00230	0.47%
QC value within limits for Sn 189.927 Recovery = 98.48%							
Sr	407.771†	1151933.0	0.0500 mg/L	0.00004	0.0500 mg/L	0.00004	0.09%
QC value within limits for Sr 407.771 Recovery = 100.03%							
Ti	337.279†	379212.2	0.4953 mg/L	0.00023	0.4953 mg/L	0.00023	0.05%
QC value within limits for Ti 337.279 Recovery = 99.07%							
Tl	190.801†	603.3	0.4979 mg/L	0.00778	0.4979 mg/L	0.00778	1.56%
QC value within limits for Tl 190.801 Recovery = 99.58%							
V	292.402†	126629.0	0.4963 mg/L	0.00781	0.4963 mg/L	0.00781	1.57%
QC value within limits for V 292.402 Recovery = 99.26%							
Zn	213.857†	37186.2	0.5151 mg/L	0.00504	0.5151 mg/L	0.00504	0.98%
QC value within limits for Zn 213.857 Recovery = 103.01%							
QC Failed. Continue with analysis.							

Sequence No.: 38

Autosampler Location: 1

Sample ID: ICCB

Date Collected: 7/14/2006 6:56:37 PM

Analyst:

Data Type: Original

Initial Sample Wt:

Initial Sample Vol:

Dilution:

Sample Prep Vol:

Replicate Data: ICCB

Repl#	Analyte	Net Intensity	Corrected Intensity	Calib. Conc. Units	Sample Conc. Units	Analysis Time
1	K 766.490†	454.8	102.4	0.1684 mg/L	0.1684 mg/L	18:58:10
1	Li 670.784†	100.2	6.3	-0.0015 mg/L	-0.0015 mg/L	18:58:10
1	Na 589.592	-538.6	521.5	-0.0800 mg/L	-0.0800 mg/L	18:58:10
1	Y 371.029	3264849.7	3264849.7	0.976 mg/L		18:58:23
1	Ag 328.068†	-2716.4	645.0	0.0017 mg/L	0.0017 mg/L	18:58:29
1	Al 237.313†	-19.9	-7.9	0.0088 mg/L	0.0088 mg/L	18:58:49
1	As 188.979†	9.4	4.4	0.0005 mg/L	0.0005 mg/L	18:58:49
1	B 182.528†	-4.8	-2.0	-0.0085 mg/L	-0.0085 mg/L	18:58:49
1	Ba 233.527†	-157.5	8.3	0.0001 mg/L	0.0001 mg/L	18:58:49
1	Be 313.107†	2612.8	217.2	0.0001 mg/L	0.0001 mg/L	18:58:29
1	Ca 315.886†	1291.9	251.1	0.0006 mg/L	0.0006 mg/L	18:58:29
1	Cd 228.802†	114.5	-0.0	-0.0004 mg/L	-0.0004 mg/L	18:58:49
1	Co 228.616†	-200.9	-13.9	-0.0013 mg/L	-0.0013 mg/L	18:58:49
1	Cr 267.716†	891.3	10.5	-0.0004 mg/L	-0.0004 mg/L	18:58:29
1	Cu 324.752†	13168.3	8193.4	0.0263 mg/L	0.0263 mg/L	18:58:29
1	Fe 234.349†	946.9	189.3	-0.0002 mg/L	-0.0002 mg/L	18:58:49
1	Fe 238.204†	1495.1	517.0	-0.0057 mg/L	-0.0057 mg/L	18:58:49
1	Mg 279.077†	379.4	-65.8	-0.0062 mg/L	-0.0062 mg/L	18:58:29
1	Mn 257.610†	1607.0	-2.4	-0.0022 mg/L	-0.0022 mg/L	18:58:49
1	Mo 202.031†	62.1	5.9	0.0008 mg/L	0.0008 mg/L	18:58:49
1	Ni 231.604†	-5.6	-0.1	-0.0049 mg/L	-0.0049 mg/L	18:58:49
1	P 214.914†	126.4	22.7	0.0266 mg/L	0.0266 mg/L	18:58:49
1	Pb 220.353†	-99.5	31.5	0.0014 mg/L	0.0014 mg/L	18:58:49
1	Sb 206.836†	20.7	0.1	0.0010 mg/L	0.0010 mg/L	18:58:49
1	Se 196.026†	-6.7	4.2	-0.0027 mg/L	-0.0027 mg/L	18:58:49
1	Sn 189.927†	72.9	-2.7	-0.0023 mg/L	-0.0023 mg/L	18:58:49
1	Sr 407.771†	6029.6	86.7	-0.0002 mg/L	-0.0002 mg/L	18:58:23
1	Ti 337.279†	-1392.4	226.1	-0.0008 mg/L	-0.0008 mg/L	18:58:29
1	Tl 190.801†	-4.4	-2.6	-0.0036 mg/L	-0.0036 mg/L	18:58:49
1	V 292.402†	-1349.1	-21.0	0.0000 mg/L	0.0000 mg/L	18:58:29
1	Zn 213.857†	1420.1	812.2	0.0116 mg/L	0.0116 mg/L	18:58:49
2	K 766.490†	469.8	121.6	0.1782 mg/L	0.1782 mg/L	18:58:15
2	Li 670.784†	63.6	30.7	-0.0026 mg/L	-0.0026 mg/L	18:58:15
2	Na 589.592	-597.7	462.4	-0.0875 mg/L	-0.0875 mg/L	18:58:15

2	Y 371.029	3239357.6	3239357.6	0.969 mg/L		18:58:55
2	Ag 328.068†	-2677.2	663.6	0.0018 mg/L	0.0018 mg/L	18:59:00
2	Al 237.313†	-3.6	8.7	0.0107 mg/L	0.0107 mg/L	18:59:20
2	As 188.979†	5.4	0.3	-0.0070 mg/L	-0.0070 mg/L	18:59:20
2	B 182.528†	-1.5	1.3	0.0025 mg/L	0.0025 mg/L	18:59:20
2	Ba 233.527†	-154.3	10.3	0.0001 mg/L	0.0001 mg/L	18:59:20
2	Be 313.107†	2521.7	144.3	0.0000 mg/L	0.0000 mg/L	18:59:00
2	Ca 315.886†	1222.7	190.1	0.0002 mg/L	0.0002 mg/L	18:59:00
2	Cd 228.802†	116.8	3.3	-0.0002 mg/L	-0.0002 mg/L	18:59:20
2	Co 228.616†	-185.2	0.7	-0.0009 mg/L	-0.0009 mg/L	18:59:20
2	Cr 267.716†	1029.0	159.9	0.0006 mg/L	0.0006 mg/L	18:59:00
2	Cu 324.752†	12654.5	7769.2	0.0247 mg/L	0.0247 mg/L	18:59:00
2	Fe 234.349†	938.7	188.5	-0.0002 mg/L	-0.0002 mg/L	18:59:20
2	Fe 238.204†	1452.2	484.8	-0.0060 mg/L	-0.0060 mg/L	18:59:20
2	Mg 279.077†	532.7	95.6	0.0001 mg/L	0.0001 mg/L	18:59:00
2	Mn 257.610†	1569.7	-27.9	-0.0023 mg/L	-0.0023 mg/L	18:59:20
2	Mo 202.031†	61.9	6.2	0.0008 mg/L	0.0008 mg/L	18:59:20
2	Ni 231.604†	7.5	13.3	-0.0044 mg/L	-0.0044 mg/L	18:59:20
2	P 214.914†	133.9	31.4	0.0330 mg/L	0.0330 mg/L	18:59:20
2	Pb 220.353†	-107.5	22.5	0.0004 mg/L	0.0004 mg/L	18:59:20
2	Sb 206.836†	24.6	4.4	0.0032 mg/L	0.0032 mg/L	18:59:20
2	Se 196.026†	-10.6	0.1	-0.0086 mg/L	-0.0086 mg/L	18:59:20
2	Sn 189.927†	61.9	-13.5	-0.0054 mg/L	-0.0054 mg/L	18:59:20
2	Sr 407.771†	5911.0	12.9	-0.0002 mg/L	-0.0002 mg/L	18:58:55
2	Ti 337.279†	-1423.2	183.1	-0.0009 mg/L	-0.0009 mg/L	18:59:00
2	Tl 190.801†	0.3	2.2	0.0004 mg/L	0.0004 mg/L	18:59:20
2	V 292.402†	-1258.9	61.3	0.0003 mg/L	0.0003 mg/L	18:59:00
2	Zn 213.857†	1354.3	755.7	0.0108 mg/L	0.0108 mg/L	18:59:20

Mean Data: ICCB

Analyte	Mean Corrected Intensity	Calib Conc. Units	Std.Dev.	Sample Conc. Units	Std.Dev.	RSD
Y 371.029	3252103.7	0.972 mg/L	0.0054			0.55%
Ag 328.068†	654.3	0.0018 mg/L	0.00004	0.0018 mg/L	0.00004	2.52%
QC value within limits for Ag 328.068 Recovery = Not calculated						
Al 237.313†	0.4	0.0097 mg/L	0.00138	0.0097 mg/L	0.00138	14.14%
QC value within limits for Al 237.313 Recovery = Not calculated						
As 188.979†	2.3	-0.0033 mg/L	0.00535	-0.0033 mg/L	0.00535	164.70%
QC value within limits for As 188.979 Recovery = Not calculated						
B 182.528†	-0.3	-0.0030 mg/L	0.00778	-0.0030 mg/L	0.00778	256.09%
QC value within limits for B 182.528 Recovery = Not calculated						
Ba 233.527†	9.3	0.0001 mg/L	0.00001	0.0001 mg/L	0.00001	11.90%
QC value within limits for Ba 233.527 Recovery = Not calculated						
Be 313.107†	180.7	0.0000 mg/L	0.00001	0.0000 mg/L	0.00001	20.70%
QC value within limits for Be 313.107 Recovery = Not calculated						
Ca 315.886†	220.6	0.0004 mg/L	0.00032	0.0004 mg/L	0.00032	78.04%
QC value within limits for Ca 315.886 Recovery = Not calculated						
Cd 228.802†	1.7	-0.0003 mg/L	0.00009	-0.0003 mg/L	0.00009	29.66%
QC value within limits for Cd 228.802 Recovery = Not calculated						
Co 228.616†	-6.6	-0.0011 mg/L	0.00029	-0.0011 mg/L	0.00029	26.66%
QC value within limits for Co 228.616 Recovery = Not calculated						
Cr 267.716†	85.2	0.0001 mg/L	0.00069	0.0001 mg/L	0.00069	509.07%
QC value within limits for Cr 267.716 Recovery = Not calculated						
Cu 324.752†	7981.3	0.0255 mg/L	0.00111	0.0255 mg/L	0.00111	4.35%
QC value greater than the upper limit for Cu 324.752 Recovery = Not calculated						
Fe 234.349†	188.9	0.0002 mg/L	0.00002	-0.0002 mg/L	0.00002	9.81%
QC value within limits for Fe 234.349 Recovery = Not calculated						
Fe 238.204†	500.9	-0.0059 mg/L	0.00020	-0.0059 mg/L	0.00020	3.35%
QC value within limits for Fe 238.204 Recovery = Not calculated						
K 766.490†	112.0	0.1733 mg/L	0.00697	0.1733 mg/L	0.00697	4.02%
QC value greater than the upper limit for K 766.490 Recovery = Not calculated						
Li 670.784†	-12.2	-0.0021 mg/L	0.00077	-0.0021 mg/L	0.00077	37.43%
QC value within limits for Li 670.784 Recovery = Not calculated						
Mg 279.077†	14.9	-0.0030 mg/L	0.00451	-0.0030 mg/L	0.00451	148.34%
QC value within limits for Mg 279.077 Recovery = Not calculated						
Mn 257.610†	-15.1	-0.0022 mg/L	0.00002	-0.0022 mg/L	0.00002	0.98%
QC value within limits for Mn 257.610 Recovery = Not calculated						
Mo 202.031†	6.0	0.0008 mg/L	0.00002	0.0008 mg/L	0.00002	1.89%
QC value within limits for Mo 202.031 Recovery = Not calculated						
Na 589.592	492.0	-0.0838 mg/L	0.00527	-0.0838 mg/L	0.00527	6.29%
QC value within limits for Na 589.592 Recovery = Not calculated						

Ni 231.604†	6.6	-0.0046 mg/L	0.00037	-0.0046 mg/L	0.00037	7.95%
QC value less than the lower limit for Ni 231.604 Recovery = Not calculated						
P 214.914†	27.1	0.0298 mg/L	0.00451	0.0298 mg/L	0.00451	15.14%
QC value within limits for P 214.914 Recovery = Not calculated						
Pb 220.353†	27.0	0.0009 mg/L	0.00073	0.0009 mg/L	0.00073	84.23%
QC value within limits for Pb 220.353 Recovery = Not calculated						
Sb 206.836†	2.3	0.0021 mg/L	0.00150	0.0021 mg/L	0.00150	71.68%
QC value within limits for Sb 206.836 Recovery = Not calculated						
Se 196.026†	2.1	-0.0056 mg/L	0.00420	-0.0056 mg/L	0.00420	74.71%
QC value within limits for Se 196.026 Recovery = Not calculated						
Sn 189.927†	-8.1	-0.0038 mg/L	0.00219	-0.0038 mg/L	0.00219	56.86%
QC value within limits for Sn 189.927 Recovery = Not calculated						
Sr 407.771†	49.8	-0.0002 mg/L	0.00000	-0.0002 mg/L	0.00000	0.92%
QC value within limits for Sr 407.771 Recovery = Not calculated						
Ti 337.279†	204.6	-0.0009 mg/L	0.00004	-0.0009 mg/L	0.00004	4.58%
QC value within limits for Ti 337.279 Recovery = Not calculated						
Tl 190.801†	-0.2	-0.0016 mg/L	0.00284	-0.0016 mg/L	0.00284	181.30%
QC value within limits for Tl 190.801 Recovery = Not calculated						
V 292.402†	20.1	0.0002 mg/L	0.00022	0.0002 mg/L	0.00022	129.82%
QC value within limits for V 292.402 Recovery = Not calculated						
Zn 213.857†	783.9	0.0112 mg/L	0.00056	0.0112 mg/L	0.00056	4.98%
QC value greater than the upper limit for Zn 213.857 Recovery = Not calculated						
QC Failed. Continue with analysis.						

Sequence No.: 39

Autosampler Location: 29

Sample ID: 0607173-13

Date Collected: 7/14/2006 7:00:58 PM

Analyst:

Data Type: Original

Initial Sample Wt:

Initial Sample Vol:

Dilution:

Sample Prep Vol:

Replicate Data: 0607173-13

Repl#	Analyte	Net Intensity	Corrected Intensity	Calib. Conc. Units	Sample Conc. Units	Analysis Time
1	K 766.490†	12592.4	12078.4	6.326 mg/L	6.326 mg/L	19:02:36
1	Li 670.784†	2191.4	2068.9	0.0593 mg/L	0.0593 mg/L	19:02:36
1	Na 589.592	44674.2	45734.3	5.614 mg/L	5.614 mg/L	19:02:36
1	Y 371.029	3384822.2	3384822.2	1.01 mg/L		19:03:05
1	Ag 328.068†	186394.4	187593.8	0.6380 mg/L	0.6380 mg/L	19:03:10
1	Al 237.313†	525722.1	519450.0	60.37 mg/L	60.37 mg/L	19:03:05
1	As 188.979†	53.6	47.7	0.0773 mg/L	0.0773 mg/L	19:03:30
1	B 182.528†	21.7	24.3	0.0775 mg/L	0.0775 mg/L	19:03:30
1	Ba 233.527†	82632.5	81814.4	0.7197 mg/L	0.7197 mg/L	19:03:10
1	Be 313.107†	25155.4	22395.5	0.0028 mg/L	0.0028 mg/L	19:03:10
1	Ca 315.886†	16791121.8	16589326.9	123.2 mg/L	123.2 mg/L	19:02:56
1	Cd 228.802†	1157.8	1026.6	0.0271 mg/L	0.0271 mg/L	19:03:30
1	Co 228.616†	1656.5	1828.6	0.0446 mg/L	0.0446 mg/L	19:03:30
1	Cr 267.716†	18521.0	17397.1	0.1193 mg/L	0.1193 mg/L	19:03:10
1	Cu 324.752†	2872678.7	2833042.9	10.50 mg/L	10.50 mg/L	19:03:05
1	Fe 234.349†	5993274.0	5920849.2	124.3 mg/L	124.3 mg/L	19:03:05
1	Fe 238.204†	13730433.0	13565283.6	117.0 mg/L	117.0 mg/L	19:02:56
1	Mg 279.077†	474104.8	467982.9	18.45 mg/L	18.45 mg/L	19:03:05
1	Mn 257.610†	1559564.5	1539272.8	1.874 mg/L	1.874 mg/L	19:03:05
1	Mo 202.031†	291.7	230.5	0.0173 mg/L	0.0173 mg/L	19:03:30
1	Ni 231.604†	12203.4	12063.1	0.4631 mg/L	0.4631 mg/L	19:03:10
1	P 214.914†	13150.5	12886.6	9.424 mg/L	9.424 mg/L	19:03:10
1	Pb 220.353†	63485.2	62859.8	7.184 mg/L	7.184 mg/L	19:03:10
1	Sb 206.836†	42.0	20.5	0.0064 mg/L	0.0064 mg/L	19:03:30
1	Se 196.026†	-11.3	-0.1	-0.0089 mg/L	-0.0089 mg/L	19:03:30
1	Sn 189.927†	965.6	876.6	0.2564 mg/L	0.2564 mg/L	19:03:30
1	Sr 407.771†	Saturated2	Saturated2			19:03:30
Saturated in preshot (code 2)						
1	Ti 337.279†	2193326.1	2168759.3	2.838 mg/L	2.838 mg/L	19:03:05
1	Tl 190.801†	10.4	12.2	0.0349 mg/L	0.0349 mg/L	19:03:30
1	V 292.402†	39679.5	40566.2	0.1372 mg/L	0.1372 mg/L	19:03:10
1	Zn 213.857†	466316.4	460099.4	6.385 mg/L	6.385 mg/L	19:03:10
2	K 766.490†	12985.9	12356.6	6.469 mg/L	6.469 mg/L	19:02:41
2	Li 670.784†	2229.6	2087.6	0.0599 mg/L	0.0599 mg/L	19:02:41
2	Na 589.592	45167.5	46227.7	5.676 mg/L	5.676 mg/L	19:02:41
2	Y 371.029	3414262.9	3414262.9	1.02 mg/L		19:03:50
2	Ag 328.068†	187314.2	186906.8	0.6357 mg/L	0.6357 mg/L	19:03:56

2	Al 237.313†	530064.2	519224.2	60.35 mg/L	60.35 mg/L	19:03:50
2	As 188.979†	49.9	43.6	0.0698 mg/L	0.0698 mg/L	19:04:16
2	B 182.528†	24.5	26.9	0.0858 mg/L	0.0858 mg/L	19:04:16
2	Ba 233.527†	82940.3	81411.8	0.7162 mg/L	0.7162 mg/L	19:03:56
2	Be 313.107†	25222.9	22247.3	0.0028 mg/L	0.0028 mg/L	19:03:56
2	Ca 315.886†	16609141.0	16268015.3	120.9 mg/L	120.9 mg/L	19:03:41
2	Cd 228.802†	1147.9	1007.1	0.0267 mg/L	0.0267 mg/L	19:04:16
2	Co 228.616†	1658.6	1816.6	0.0442 mg/L	0.0442 mg/L	19:04:16
2	Cr 267.716†	18714.5	17428.8	0.1195 mg/L	0.1195 mg/L	19:03:56
2	Cu 324.752†	2884403.8	2820053.4	10.46 mg/L	10.46 mg/L	19:03:50
2	Fe 234.349†	6032012.7	5907733.4	124.0 mg/L	124.0 mg/L	19:03:50
2	Fe 238.204†	13602953.4	13323433.8	114.9 mg/L	114.9 mg/L	19:03:41
2	Mg 279.077†	476371.8	466164.2	18.38 mg/L	18.38 mg/L	19:03:50
2	Mn 257.610†	1574524.1	1540639.0	1.876 mg/L	1.876 mg/L	19:03:50
2	Mo 202.031†	298.9	235.0	0.0176 mg/L	0.0176 mg/L	19:04:16
2	Ni 231.604†	11830.5	11593.9	0.4449 mg/L	0.4449 mg/L	19:03:56
2	P 214.914†	13575.3	13190.6	9.646 mg/L	9.646 mg/L	19:03:56
2	Pb 220.353†	64031.7	62854.3	7.184 mg/L	7.184 mg/L	19:03:56
2	Sb 206.836†	39.5	17.7	0.0050 mg/L	0.0050 mg/L	19:04:16
2	Se 196.026†	-11.0	0.3	-0.0084 mg/L	-0.0084 mg/L	19:04:16
2	Sn 189.927†	958.6	861.6	0.2521 mg/L	0.2521 mg/L	19:04:16
2	Sr 407.771†	Saturated2	Saturated2			19:04:16
Saturated in preshot (code 2)						
2	Ti 337.279†	2211629.1	2168000.9	2.837 mg/L	2.837 mg/L	19:03:50
2	Tl 190.801†	16.0	17.6	0.0394 mg/L	0.0394 mg/L	19:04:16
2	V 292.402†	39988.9	40531.2	0.1371 mg/L	0.1371 mg/L	19:03:56
2	Zn 213.857†	469469.7	459215.3	6.373 mg/L	6.373 mg/L	19:03:56

 Mean Data: 0607173-13

Analyte	Mean Corrected Intensity	Conc. Units	Calib	Std.Dev.	Conc. Units	Std.Dev.	RSD
Y 371.029	3399542.6	1.02 mg/L		0.006			0.61%
Ag 328.068†	187250.3	0.6369 mg/L		0.00165	0.6369 mg/L	0.00165	0.26%
Al 237.313†	519337.1	60.36 mg/L		0.018	60.36 mg/L	0.018	0.03%
As 188.979†	45.6	0.0736 mg/L		0.00530	0.0736 mg/L	0.00530	7.20%
B 182.528†	25.6	0.0817 mg/L		0.00589	0.0817 mg/L	0.00589	7.21%
Ba 233.527†	81613.1	0.7179 mg/L		0.00250	0.7179 mg/L	0.00250	0.35%
Be 313.107†	22321.4	0.0028 mg/L		0.00002	0.0028 mg/L	0.00002	0.77%
Ca 315.886†	16428671.1	122.0 mg/L		1.69	122.0 mg/L	1.69	1.38%
Cd 228.802†	1016.9	0.0269 mg/L		0.00033	0.0269 mg/L	0.00033	1.24%
Co 228.616†	1822.6	0.0444 mg/L		0.00024	0.0444 mg/L	0.00024	0.53%
Cr 267.716†	17413.0	0.1194 mg/L		0.00013	0.1194 mg/L	0.00013	0.11%
Cu 324.752†	2826548.1	10.48 mg/L		0.034	10.48 mg/L	0.034	0.32%
Fe 234.349†	5914291.3	124.1 mg/L		0.19	124.1 mg/L	0.19	0.16%
Fe 238.204†	13444358.7	115.9 mg/L		1.47	115.9 mg/L	1.47	1.27%
K 766.490†	12217.5	6.398 mg/L		0.1011	6.398 mg/L	0.1011	1.58%
Li 670.784†	2078.2	0.0596 mg/L		0.00039	0.0596 mg/L	0.00039	0.65%
Mg 279.077†	467073.6	18.42 mg/L		0.051	18.42 mg/L	0.051	0.28%
Mn 257.610†	1539955.9	1.875 mg/L		0.0012	1.875 mg/L	0.0012	0.06%
Mo 202.031†	232.8	0.0175 mg/L		0.00024	0.0175 mg/L	0.00024	1.36%
Na 589.592	45981.0	5.645 mg/L		0.0439	5.645 mg/L	0.0439	0.78%
Ni 231.604†	11828.5	0.4540 mg/L		0.01287	0.4540 mg/L	0.01287	2.83%
P 214.914†	13038.6	9.535 mg/L		0.1570	9.535 mg/L	0.1570	1.65%
Pb 220.353†	62857.0	7.184 mg/L		0.0004	7.184 mg/L	0.0004	0.01%
Sb 206.836†	19.1	0.0057 mg/L		0.00101	0.0057 mg/L	0.00101	17.56%
Se 196.026†	0.1	-0.0086 mg/L		0.00038	-0.0086 mg/L	0.00038	4.37%
Sn 189.927†	869.1	0.2542 mg/L		0.00305	0.2542 mg/L	0.00305	1.20%
Sr 407.771†	Saturated2						
Ti 337.279†	2168380.1	2.838 mg/L		0.0007	2.838 mg/L	0.0007	0.02%
Tl 190.801†	14.9	0.0371 mg/L		0.00314	0.0371 mg/L	0.00314	8.46%
V 292.402†	40548.7	0.1372 mg/L		0.00007	0.1372 mg/L	0.00007	0.05%
Zn 213.857†	459657.4	6.379 mg/L		0.0086	6.379 mg/L	0.0086	0.13%

=====
 Sequence No.: 40
 Sample ID: 0607173-14
 Analyst:
 Initial Sample Wt:
 Dilution:

=====
 Autosampler Location: 30
 Date Collected: 7/14/2006 7:05:54 PM
 Data Type: Original
 Initial Sample Vol:
 Sample Prep Vol:

Replicate Data: 0607173-14

Repl#	Analyte	Net		Calib.	Sample		Analysis Time
		Intensity	Corrected Intensity		Conc. Units	Conc. Units	
1	K 766.490†	11700.2	10884.9	5.712 mg/L	5.712 mg/L	19:07:29	
1	Li 670.784†	2429.9	2239.8	0.0643 mg/L	0.0643 mg/L	19:07:29	
1	Na 589.592	53184.1	54244.2	6.686 mg/L	6.686 mg/L	19:07:29	
1	Y 371.029	3478705.7	3478705.7	1.04 mg/L		19:07:55	
1	Ag 328.068†	164011.8	161105.3	0.5488 mg/L	0.5488 mg/L	19:08:00	
1	Al 237.313†	463846.0	445945.0	51.74 mg/L	51.74 mg/L	19:07:55	
1	As 188.979†	59.3	51.8	0.0843 mg/L	0.0843 mg/L	19:08:20	
1	B 182.528†	29.1	30.9	0.0990 mg/L	0.0990 mg/L	19:08:20	
1	Ba 233.527†	83601.1	80542.0	0.7080 mg/L	0.7080 mg/L	19:08:00	
1	Be 313.107†	27202.6	23692.9	0.0034 mg/L	0.0034 mg/L	19:08:00	
1	Ca 315.886†	4244404.2	4079415.1	30.31 mg/L	30.31 mg/L	19:07:48	
1	Cd 228.802†	868.2	717.4	0.0190 mg/L	0.0190 mg/L	19:08:20	
1	Co 228.616†	1948.6	2065.3	0.0521 mg/L	0.0521 mg/L	19:08:20	
1	Cr 267.716†	23366.4	21561.5	0.1438 mg/L	0.1438 mg/L	19:08:00	
1	Cu 324.752†	1021822.3	977064.5	3.636 mg/L	3.636 mg/L	19:07:55	
1	Fe 234.349†	6245537.6	6003557.2	126.0 mg/L	126.0 mg/L	19:07:48	
1	Fe 238.204†	14345780.5	13790738.6	118.9 mg/L	118.9 mg/L	19:07:48	
1	Mg 279.077†	341040.4	327415.2	12.94 mg/L	12.94 mg/L	19:08:00	
1	Mn 257.610†	5036177.6	4840034.2	5.899 mg/L	5.899 mg/L	19:07:48	
1	Mo 202.031†	259.8	192.1	0.0145 mg/L	0.0145 mg/L	19:08:20	
1	Ni 231.604†	14519.9	13964.8	0.5368 mg/L	0.5368 mg/L	19:08:00	
1	P 214.914†	10696.0	10176.2	7.444 mg/L	7.444 mg/L	19:08:20	
1	Pb 220.353†	60625.9	58418.0	6.678 mg/L	6.678 mg/L	19:08:00	
1	Sb 206.836†	38.1	15.6	0.0066 mg/L	0.0066 mg/L	19:08:20	
1	Se 196.026†	-3.1	8.1	0.0031 mg/L	0.0031 mg/L	19:08:20	
1	Sn 189.927†	899.8	787.7	0.2306 mg/L	0.2306 mg/L	19:08:20	
1	Sr 407.771†	5086477.7	4883950.5	0.2129 mg/L	0.2129 mg/L	19:07:48	
1	Ti 337.279†	1918969.6	1846512.4	2.416 mg/L	2.416 mg/L	19:07:55	
1	Tl 190.801†	-54.0	-50.0	0.0506 mg/L	0.0506 mg/L	19:08:20	
1	V 292.402†	221360.7	214172.9	0.8081 mg/L	0.8081 mg/L	19:08:00	
1	Zn 213.857†	261196.5	250466.7	3.470 mg/L	3.470 mg/L	19:08:00	
2	K 766.490†	11621.1	10790.7	5.664 mg/L	5.664 mg/L	19:07:34	
2	Li 670.784†	2408.7	2215.6	0.0636 mg/L	0.0636 mg/L	19:07:34	
2	Na 589.592	52534.7	53594.8	6.604 mg/L	6.604 mg/L	19:07:34	
2	Y 371.029	3484373.5	3484373.5	1.04 mg/L		19:08:37	
2	Ag 328.068†	162896.3	159778.2	0.5443 mg/L	0.5443 mg/L	19:08:43	
2	Al 237.313†	463819.2	445193.8	51.65 mg/L	51.65 mg/L	19:08:37	
2	As 188.979†	60.7	53.0	0.0867 mg/L	0.0867 mg/L	19:09:03	
2	B 182.528†	28.7	30.4	0.0975 mg/L	0.0975 mg/L	19:09:03	
2	Ba 233.527†	82578.1	79429.4	0.6983 mg/L	0.6983 mg/L	19:08:43	
2	Be 313.107†	26804.0	23267.8	0.0033 mg/L	0.0033 mg/L	19:08:43	
2	Ca 315.886†	4263836.7	4091429.3	30.40 mg/L	30.40 mg/L	19:08:31	
2	Cd 228.802†	877.4	724.8	0.0192 mg/L	0.0192 mg/L	19:09:03	
2	Co 228.616†	1973.0	2085.7	0.0527 mg/L	0.0527 mg/L	19:09:03	
2	Cr 267.716†	23286.7	21448.4	0.1430 mg/L	0.1430 mg/L	19:08:43	
2	Cu 324.752†	1030020.1	983334.9	3.659 mg/L	3.659 mg/L	19:08:37	
2	Fe 234.349†	6257081.2	6004870.2	126.0 mg/L	126.0 mg/L	19:08:31	
2	Fe 238.204†	14392908.9	13813539.3	119.1 mg/L	119.1 mg/L	19:08:31	
2	Mg 279.077†	337268.2	323261.3	12.78 mg/L	12.78 mg/L	19:08:43	
2	Mn 257.610†	5060491.4	4855495.5	5.918 mg/L	5.918 mg/L	19:08:31	
2	Mo 202.031†	269.3	200.8	0.0151 mg/L	0.0151 mg/L	19:09:03	
2	Ni 231.604†	14494.5	13917.7	0.5350 mg/L	0.5350 mg/L	19:08:43	
2	P 214.914†	10703.1	10166.3	7.437 mg/L	7.437 mg/L	19:09:03	
2	Pb 220.353†	59929.5	57654.8	6.590 mg/L	6.590 mg/L	19:08:43	
2	Sb 206.836†	32.5	10.2	0.0038 mg/L	0.0038 mg/L	19:09:03	
2	Se 196.026†	-7.3	4.0	-0.0029 mg/L	-0.0029 mg/L	19:09:03	
2	Sn 189.927†	894.6	781.2	0.2288 mg/L	0.2288 mg/L	19:09:03	
2	Sr 407.771†	5118878.8	4907095.5	0.2139 mg/L	0.2139 mg/L	19:08:31	
2	Ti 337.279†	1918336.0	1842903.4	2.412 mg/L	2.412 mg/L	19:08:37	
2	Tl 190.801†	-66.3	-61.8	0.0413 mg/L	0.0413 mg/L	19:09:03	
2	V 292.402†	219815.1	212343.2	0.8010 mg/L	0.8010 mg/L	19:08:43	
2	Zn 213.857†	259226.9	248167.8	3.439 mg/L	3.439 mg/L	19:08:43	

Mean Data: 0607173-14

Analyte	Mean Corrected Intensity	Calib Conc. Units	Std.Dev.	Sample Conc. Units	Std.Dev.	RSD
Y 371.029	3481539.6	1.04 mg/L	0.001			0.12%
Ag 328.068†	160441.8	0.5465 mg/L	0.00317	0.5465 mg/L	0.00317	0.58%

Al 237.313†	445569.4	51.69 mg/L	0.062	51.69 mg/L	0.062	0.12%
As 188.979†	52.4	0.0855 mg/L	0.00163	0.0855 mg/L	0.00163	1.91%
B 182.528†	30.6	0.0982 mg/L	0.00102	0.0982 mg/L	0.00102	1.04%
Ba 233.527†	79985.7	0.7031 mg/L	0.00692	0.7031 mg/L	0.00692	0.98%
Be 313.107†	23480.3	0.0034 mg/L	0.00006	0.0034 mg/L	0.00006	1.69%
Ca 315.886†	4085422.2	30.35 mg/L	0.063	30.35 mg/L	0.063	0.21%
Cd 228.802†	721.1	0.0191 mg/L	0.00013	0.0191 mg/L	0.00013	0.68%
Co 228.616†	2075.5	0.0524 mg/L	0.00041	0.0524 mg/L	0.00041	0.79%
Cr 267.716†	21505.0	0.1434 mg/L	0.00053	0.1434 mg/L	0.00053	0.37%
Cu 324.752†	980199.7	3.648 mg/L	0.0164	3.648 mg/L	0.0164	0.45%
Fe 234.349†	6004213.7	126.0 mg/L	0.02	126.0 mg/L	0.02	0.02%
Fe 238.204†	13802139.0	119.0 mg/L	0.14	119.0 mg/L	0.14	0.12%
K 766.490†	10837.8	5.688 mg/L	0.0343	5.688 mg/L	0.0343	0.60%
Li 670.784†	2227.7	0.0640 mg/L	0.00050	0.0640 mg/L	0.00050	0.79%
Mg 279.077†	325338.2	12.86 mg/L	0.116	12.86 mg/L	0.116	0.90%
Mn 257.610†	4847764.9	5.908 mg/L	0.0133	5.908 mg/L	0.0133	0.23%
Mo 202.031†	196.4	0.0148 mg/L	0.00045	0.0148 mg/L	0.00045	3.05%
Na 589.592	53919.5	6.645 mg/L	0.0578	6.645 mg/L	0.0578	0.87%
Ni 231.604†	13941.2	0.5359 mg/L	0.00129	0.5359 mg/L	0.00129	0.24%
P 214.914†	10171.2	7.441 mg/L	0.0051	7.441 mg/L	0.0051	0.07%
Pb 220.353†	58036.4	6.634 mg/L	0.0617	6.634 mg/L	0.0617	0.93%
Sb 206.836†	12.9	0.0052 mg/L	0.00194	0.0052 mg/L	0.00194	37.17%
Se 196.026†	6.1	0.0001 mg/L	0.00423	0.0001 mg/L	0.00423	>999.9%
Sn 189.927†	784.5	0.2297 mg/L	0.00130	0.2297 mg/L	0.00130	0.57%
Sr 407.771†	4895523.0	0.2134 mg/L	0.00071	0.2134 mg/L	0.00071	0.33%
Ti 337.279†	1844707.9	2.414 mg/L	0.0033	2.414 mg/L	0.0033	0.14%
Tl 190.801†	-55.9	0.0459 mg/L	0.00658	0.0459 mg/L	0.00658	14.33%
V 292.402†	213258.0	0.8046 mg/L	0.00499	0.8046 mg/L	0.00499	0.62%
Zn 213.857†	249317.2	3.454 mg/L	0.0226	3.454 mg/L	0.0226	0.65%

Sequence No.: 41
 Sample ID: 0607173-15
 Analyst:
 Initial Sample Wt:
 Dilution:

Autosampler Location: 31
 Date Collected: 7/14/2006 7:10:41 PM
 Data Type: Original
 Initial Sample Vol:
 Sample Prep Vol:

 Replicate Data: 0607173-15

Repl#	Analyte	Net Intensity	Corrected Intensity	Calib. Conc.	Units	Sample Conc.	Units	Analysis Time
1	K 766.490†	6670.0	6132.7	3.269	mg/L	3.269	mg/L	19:12:15
1	Li 670.784†	2051.9	1902.0	0.0544	mg/L	0.0544	mg/L	19:12:15
1	Na 589.592	43599.3	44659.4	5.479	mg/L	5.479	mg/L	19:12:15
1	Y 371.029	3433883.5	3433883.5	1.03	mg/L			19:12:38
1	Ag 328.068†	21971.6	24826.4	0.0860	mg/L	0.0860	mg/L	19:12:44
1	Al 237.313†	340695.3	331825.6	38.64	mg/L	38.64	mg/L	19:12:38
1	As 188.979†	21.5	15.6	0.0194	mg/L	0.0194	mg/L	19:13:04
1	B 182.528†	10.5	13.1	0.0409	mg/L	0.0409	mg/L	19:13:04
1	Ba 233.527†	52550.2	51349.8	0.4517	mg/L	0.4517	mg/L	19:12:44
1	Be 313.107†	15982.1	13106.3	0.0015	mg/L	0.0015	mg/L	19:12:44
1	Ca 315.886†	1086907.8	1057499.2	7.855	mg/L	7.855	mg/L	19:12:38
1	Cd 228.802†	325.8	200.0	0.0054	mg/L	0.0054	mg/L	19:13:04
1	Co 228.616†	772.8	944.6	0.0218	mg/L	0.0218	mg/L	19:13:04
1	Cr 267.716†	11072.4	9881.3	0.0672	mg/L	0.0672	mg/L	19:12:44
1	Cu 324.752†	1126200.2	1091543.8	4.048	mg/L	4.048	mg/L	19:12:38
1	Fe 234.349†	3130855.5	3048451.3	63.99	mg/L	63.99	mg/L	19:12:38
1	Fe 238.204†	7530709.7	7333364.4	63.23	mg/L	63.23	mg/L	19:12:31
1	Mg 279.077†	238506.7	231834.2	9.138	mg/L	9.138	mg/L	19:12:38
1	Mn 257.610†	803789.2	781185.3	0.9502	mg/L	0.9502	mg/L	19:12:38
1	Mo 202.031†	134.3	73.1	0.0057	mg/L	0.0057	mg/L	19:13:04
1	Ni 231.604†	8474.7	8259.3	0.3155	mg/L	0.3155	mg/L	19:12:44
1	P 214.914†	7831.9	7520.9	5.504	mg/L	5.504	mg/L	19:12:44
1	Pb 220.353†	12352.7	12164.2	1.391	mg/L	1.391	mg/L	19:12:44
1	Sb 206.836†	40.5	18.5	0.0073	mg/L	0.0073	mg/L	19:13:04
1	Se 196.026†	-6.6	4.6	-0.0020	mg/L	-0.0020	mg/L	19:13:04
1	Sn 189.927†	288.2	203.2	0.0609	mg/L	0.0609	mg/L	19:13:04
1	Sr 407.771†	3362776.3	3269016.6	0.1424	mg/L	0.1424	mg/L	19:12:31
1	Ti 337.279†	1434305.6	1398564.7	1.830	mg/L	1.830	mg/L	19:12:38
1	Tl 190.801†	-3.9	-1.9	0.0097	mg/L	0.0097	mg/L	19:13:04
1	V 292.402†	20725.9	21546.5	0.0727	mg/L	0.0727	mg/L	19:12:44
1	Zn 213.857†	213259.9	207057.6	2.872	mg/L	2.872	mg/L	19:12:38

2	K 766.490†	6659.9	6181.5	3.294 mg/L	3.294 mg/L	19:12:20
2	Li 670.784†	2061.2	1929.3	0.0552 mg/L	0.0552 mg/L	19:12:20
2	Na 589.592	43280.6	44340.8	5.439 mg/L	5.439 mg/L	19:12:20
2	Y 371.029	3403073.5	3403073.5	1.02 mg/L		19:13:19
2	Ag 328.068†	21785.8	24837.5	0.0860 mg/L	0.0860 mg/L	19:13:24
2	Al 237.313†	339204.3	333364.4	38.82 mg/L	38.82 mg/L	19:13:19
2	As 188.979†	24.9	19.2	0.0260 mg/L	0.0260 mg/L	19:13:45
2	B 182.528†	10.3	13.0	0.0404 mg/L	0.0404 mg/L	19:13:45
2	Ba 233.527†	52072.7	51343.9	0.4517 mg/L	0.4517 mg/L	19:13:24
2	Be 313.107†	15749.8	13018.9	0.0014 mg/L	0.0014 mg/L	19:13:24
2	Ca 315.886†	1076506.1	1056860.7	7.850 mg/L	7.850 mg/L	19:13:19
2	Cd 228.802†	313.4	190.7	0.0051 mg/L	0.0051 mg/L	19:13:45
2	Co 228.616†	776.4	955.0	0.0221 mg/L	0.0221 mg/L	19:13:45
2	Cr 267.716†	10991.9	9899.8	0.0674 mg/L	0.0674 mg/L	19:13:24
2	Cu 324.752†	1123316.7	1098640.4	4.074 mg/L	4.074 mg/L	19:13:19
2	Fe 234.349†	3118419.9	3063836.6	64.31 mg/L	64.31 mg/L	19:13:19
2	Fe 238.204†	7445217.8	7315749.7	63.07 mg/L	63.07 mg/L	19:13:12
2	Mg 279.077†	236127.6	231599.2	9.129 mg/L	9.129 mg/L	19:13:19
2	Mn 257.610†	797776.0	782363.3	0.9516 mg/L	0.9516 mg/L	19:13:19
2	Mo 202.031†	121.1	61.3	0.0049 mg/L	0.0049 mg/L	19:13:45
2	Ni 231.604†	8547.1	8405.2	0.3212 mg/L	0.3212 mg/L	19:13:24
2	P 214.914†	7681.1	7441.8	5.447 mg/L	5.447 mg/L	19:13:24
2	Pb 220.353†	12180.1	12103.5	1.384 mg/L	1.384 mg/L	19:13:24
2	Sb 206.836†	37.1	15.4	0.0057 mg/L	0.0057 mg/L	19:13:45
2	Se 196.026†	-7.2	4.0	-0.0029 mg/L	-0.0029 mg/L	19:13:45
2	Sn 189.927†	283.8	201.5	0.0604 mg/L	0.0604 mg/L	19:13:45
2	Sr 407.771†	3332315.8	3268733.0	0.1424 mg/L	0.1424 mg/L	19:13:12
2	Ti 337.279†	1425054.2	1402120.0	1.835 mg/L	1.835 mg/L	19:13:19
2	Tl 190.801†	-8.4	-6.4	0.0060 mg/L	0.0060 mg/L	19:13:45
2	V 292.402†	20500.5	21507.8	0.0725 mg/L	0.0725 mg/L	19:13:24
2	Zn 213.857†	212592.8	208282.3	2.889 mg/L	2.889 mg/L	19:13:19

 Mean Data: 0607173-15

Analyte	Mean Corrected Intensity	Conc.	Calib Units	Std.Dev.	Conc. Units	Std.Dev.	RSD
Y 371.029	3418478.5	1.02	mg/L	0.007			0.64%
Ag 328.068†	24832.0	0.0860	mg/L	0.00004	0.0860 mg/L	0.00004	0.04%
Al 237.313†	332595.0	38.73	mg/L	0.127	38.73 mg/L	0.127	0.33%
As 188.979†	17.4	0.0227	mg/L	0.00468	0.0227 mg/L	0.00468	20.62%
B 182.528†	13.0	0.0406	mg/L	0.00033	0.0406 mg/L	0.00033	0.80%
Ba 233.527†	51346.8	0.4517	mg/L	0.00004	0.4517 mg/L	0.00004	0.01%
Be 313.107†	13062.6	0.0015	mg/L	0.00001	0.0015 mg/L	0.00001	0.95%
Ca 315.886†	1057179.9	7.853	mg/L	0.0034	7.853 mg/L	0.0034	0.04%
Cd 228.802†	195.3	0.0052	mg/L	0.00019	0.0052 mg/L	0.00019	3.70%
Co 228.616†	949.8	0.0219	mg/L	0.00020	0.0219 mg/L	0.00020	0.91%
Cr 267.716†	9890.5	0.0673	mg/L	0.00010	0.0673 mg/L	0.00010	0.15%
Cu 324.752†	1095092.1	4.061	mg/L	0.0186	4.061 mg/L	0.0186	0.46%
Fe 234.349†	3056144.0	64.15	mg/L	0.228	64.15 mg/L	0.228	0.36%
Fe 238.204†	7324557.0	63.15	mg/L	0.107	63.15 mg/L	0.107	0.17%
K 766.490†	6157.1	3.282	mg/L	0.0178	3.282 mg/L	0.0178	0.54%
Li 670.784†	1915.7	0.0548	mg/L	0.00057	0.0548 mg/L	0.00057	1.04%
Mg 279.077†	231716.7	9.134	mg/L	0.0066	9.134 mg/L	0.0066	0.07%
Mn 257.610†	781774.3	0.9509	mg/L	0.00102	0.9509 mg/L	0.00102	0.11%
Mo 202.031†	67.2	0.0053	mg/L	0.00061	0.0053 mg/L	0.00061	11.53%
Na 589.592	44500.1	5.459	mg/L	0.0284	5.459 mg/L	0.0284	0.52%
Ni 231.604†	8332.3	0.3183	mg/L	0.00400	0.3183 mg/L	0.00400	1.26%
P 214.914†	7481.4	5.475	mg/L	0.0409	5.475 mg/L	0.0409	0.75%
Pb 220.353†	12133.8	1.388	mg/L	0.0049	1.388 mg/L	0.0049	0.35%
Sb 206.836†	16.9	0.0065	mg/L	0.00109	0.0065 mg/L	0.00109	16.80%
Se 196.026†	4.3	-0.0024	mg/L	0.00058	-0.0024 mg/L	0.00058	23.92%
Sn 189.927†	202.4	0.0606	mg/L	0.00034	0.0606 mg/L	0.00034	0.57%
Sr 407.771†	3268874.8	0.1424	mg/L	0.00001	0.1424 mg/L	0.00001	0.01%
Ti 337.279†	1400342.4	1.832	mg/L	0.0033	1.832 mg/L	0.0033	0.18%
Tl 190.801†	-4.1	0.0078	mg/L	0.00259	0.0078 mg/L	0.00259	33.01%
V 292.402†	21527.2	0.0726	mg/L	0.00015	0.0726 mg/L	0.00015	0.21%
Zn 213.857†	207670.0	2.881	mg/L	0.0120	2.881 mg/L	0.0120	0.42%

Sequence No.: 42
 Sample ID: 0607173-16
 Analyst:

Autosampler Location: 32
 Date Collected: 7/14/2006 7:15:23 PM
 Data Type: Original

Initial Sample Wt:
Dilution:Initial Sample Vol:
Sample Prep Vol:-----
Replicate Data: 0607173-16

Repl#	Analyte	Net Intensity	Corrected Intensity	Calib. Conc. Units	Sample Conc. Units	Analysis Time
1	K 766.490†	11421.9	10713.9	5.625 mg/L	5.625 mg/L	19:17:00
1	Li 670.784†	2378.0	2210.0	0.0635 mg/L	0.0635 mg/L	19:17:00
1	Na 589.592	42946.0	44006.1	5.397 mg/L	5.397 mg/L	19:17:00
1	Y 371.029	3448382.6	3448382.6	1.03 mg/L		19:17:24
1	Ag 328.068†	82365.1	83308.1	0.2845 mg/L	0.2845 mg/L	19:17:29
1	Al 237.313†	424962.0	412155.2	47.95 mg/L	47.95 mg/L	19:17:29
1	As 188.979†	38.5	32.1	0.0480 mg/L	0.0480 mg/L	19:17:50
1	B 182.528†	12.4	14.9	0.0468 mg/L	0.0468 mg/L	19:17:50
1	Ba 233.527†	48929.3	47622.9	0.4185 mg/L	0.4185 mg/L	19:17:29
1	Be 313.107†	20143.0	17076.2	0.0016 mg/L	0.0016 mg/L	19:17:29
1	Ca 315.886†	1270159.3	1230771.9	9.146 mg/L	9.146 mg/L	19:17:24
1	Cd 228.802†	451.3	320.4	0.0084 mg/L	0.0084 mg/L	19:17:50
1	Co 228.616†	1233.8	1388.5	0.0324 mg/L	0.0324 mg/L	19:17:50
1	Cr 267.716†	22059.2	20491.3	0.1374 mg/L	0.1374 mg/L	19:17:29
1	Cu 324.752†	3573142.4	3460060.5	12.82 mg/L	12.82 mg/L	19:17:18
1	Fe 234.349†	4313880.9	4182969.0	87.80 mg/L	87.80 mg/L	19:17:18
1	Fe 238.204†	10102778.5	9797006.6	84.47 mg/L	84.47 mg/L	19:17:18
1	Mg 279.077†	357733.5	346487.8	13.66 mg/L	13.66 mg/L	19:17:29
1	Mn 257.610†	1249746.1	1210398.1	1.474 mg/L	1.474 mg/L	19:17:24
1	Mo 202.031†	147.6	85.4	0.0066 mg/L	0.0066 mg/L	19:17:50
1	Ni 231.604†	5548.6	5386.9	0.2041 mg/L	0.2041 mg/L	19:17:50
1	P 214.914†	12978.3	12480.1	9.127 mg/L	9.127 mg/L	19:17:29
1	Pb 220.353†	23046.9	22485.2	2.568 mg/L	2.568 mg/L	19:17:29
1	Sb 206.836†	34.1	12.1	0.0042 mg/L	0.0042 mg/L	19:17:50
1	Se 196.026†	-3.7	7.4	0.0021 mg/L	0.0021 mg/L	19:17:50
1	Sn 189.927†	2165.2	2022.5	0.5816 mg/L	0.5816 mg/L	19:17:50
1	Sr 407.771†	2313358.0	2237484.2	0.0974 mg/L	0.0974 mg/L	19:17:18
1	Ti 337.279†	2166275.2	2102580.4	2.752 mg/L	2.752 mg/L	19:17:24
1	Tl 190.801†	-16.1	-13.8	0.0045 mg/L	0.0045 mg/L	19:17:50
1	V 292.402†	195736.7	191193.2	0.7237 mg/L	0.7237 mg/L	19:17:29
1	Zn 213.857†	465071.4	450399.7	6.256 mg/L	6.256 mg/L	19:17:29
2	K 766.490†	11237.7	10531.5	5.531 mg/L	5.531 mg/L	19:17:05
2	Li 670.784†	2283.6	2117.6	0.0607 mg/L	0.0607 mg/L	19:17:05
2	Na 589.592	42553.5	43613.6	5.347 mg/L	5.347 mg/L	19:17:05
2	Y 371.029	3449592.6	3449592.6	1.03 mg/L		19:18:06
2	Ag 328.068†	81940.2	82868.2	0.2831 mg/L	0.2831 mg/L	19:18:11
2	Al 237.313†	421950.9	409091.4	47.59 mg/L	47.59 mg/L	19:18:11
2	As 188.979†	38.8	32.3	0.0484 mg/L	0.0484 mg/L	19:18:31
2	B 182.528†	9.3	11.9	0.0370 mg/L	0.0370 mg/L	19:18:31
2	Ba 233.527†	48592.0	47279.3	0.4155 mg/L	0.4155 mg/L	19:18:11
2	Be 313.107†	20243.8	17167.1	0.0016 mg/L	0.0016 mg/L	19:18:11
2	Ca 315.886†	1268378.0	1228612.8	9.130 mg/L	9.130 mg/L	19:18:06
2	Cd 228.802†	447.5	316.5	0.0083 mg/L	0.0083 mg/L	19:18:31
2	Co 228.616†	1233.8	1388.1	0.0324 mg/L	0.0324 mg/L	19:18:31
2	Cr 267.716†	21972.8	20400.1	0.1368 mg/L	0.1368 mg/L	19:18:11
2	Cu 324.752†	3621702.6	3505923.9	12.99 mg/L	12.99 mg/L	19:17:59
2	Fe 234.349†	4328302.9	4195483.6	88.07 mg/L	88.07 mg/L	19:17:59
2	Fe 238.204†	10158274.3	9847372.7	84.90 mg/L	84.90 mg/L	19:17:59
2	Mg 279.077†	355494.3	344195.2	13.57 mg/L	13.57 mg/L	19:18:11
2	Mn 257.610†	1248522.0	1208786.3	1.472 mg/L	1.472 mg/L	19:18:06
2	Mo 202.031†	152.4	90.0	0.0070 mg/L	0.0070 mg/L	19:18:31
2	Ni 231.604†	5480.7	5319.1	0.2015 mg/L	0.2015 mg/L	19:18:31
2	P 214.914†	13097.4	12591.1	9.208 mg/L	9.208 mg/L	19:18:11
2	Pb 220.353†	22860.3	22296.4	2.546 mg/L	2.546 mg/L	19:18:11
2	Sb 206.836†	31.8	9.8	0.0031 mg/L	0.0031 mg/L	19:18:31
2	Se 196.026†	-7.6	3.7	-0.0033 mg/L	-0.0033 mg/L	19:18:31
2	Sn 189.927†	2164.3	2020.9	0.5812 mg/L	0.5812 mg/L	19:18:31
2	Sr 407.771†	2325524.9	2248493.0	0.0979 mg/L	0.0979 mg/L	19:17:59
2	Ti 337.279†	2165776.2	2101359.8	2.750 mg/L	2.750 mg/L	19:18:06
2	Tl 190.801†	-10.6	-8.4	0.0089 mg/L	0.0089 mg/L	19:18:31
2	V 292.402†	194266.9	189701.6	0.7179 mg/L	0.7179 mg/L	19:18:11
2	Zn 213.857†	460947.6	446243.5	6.198 mg/L	6.198 mg/L	19:18:11

Mean Data: 0607173-16

Analyte	Mean Corrected Intensity	Calib Conc. Units	Std.Dev.	Sample Conc. Units	Std.Dev.	RSD
Y 371.029	3448987.6	1.03 mg/L	0.000			0.02%
Ag 328.068†	83088.1	0.2838 mg/L	0.00104	0.2838 mg/L	0.00104	0.37%
Al 237.313†	410623.3	47.77 mg/L	0.255	47.77 mg/L	0.255	0.53%
As 188.979†	32.2	0.0482 mg/L	0.00031	0.0482 mg/L	0.00031	0.65%
B 182.528†	13.4	0.0419 mg/L	0.00696	0.0419 mg/L	0.00696	16.60%
Ba 233.527†	47451.1	0.4170 mg/L	0.00213	0.4170 mg/L	0.00213	0.51%
Be 313.107†	17121.6	0.0016 mg/L	0.00002	0.0016 mg/L	0.00002	0.95%
Ca 315.886†	1229692.3	9.138 mg/L	0.0114	9.138 mg/L	0.0114	0.12%
Cd 228.802†	318.4	0.0084 mg/L	0.00007	0.0084 mg/L	0.00007	0.86%
Co 228.616†	1388.3	0.0324 mg/L	0.00001	0.0324 mg/L	0.00001	0.02%
Cr 267.716†	20445.7	0.1371 mg/L	0.00041	0.1371 mg/L	0.00041	0.30%
Cu 324.752†	3482992.2	12.90 mg/L	0.120	12.90 mg/L	0.120	0.93%
Fe 234.349†	4189226.3	87.94 mg/L	0.186	87.94 mg/L	0.186	0.21%
Fe 238.204†	9822189.6	84.69 mg/L	0.307	84.69 mg/L	0.307	0.36%
K 766.490†	10622.7	5.578 mg/L	0.0663	5.578 mg/L	0.0663	1.19%
Li 670.784†	2163.8	0.0621 mg/L	0.00192	0.0621 mg/L	0.00192	3.10%
Mg 279.077†	345341.5	13.62 mg/L	0.064	13.62 mg/L	0.064	0.47%
Mn 257.610†	1209592.2	1.473 mg/L	0.0014	1.473 mg/L	0.0014	0.09%
Mo 202.031†	87.7	0.0068 mg/L	0.00024	0.0068 mg/L	0.00024	3.54%
Na 589.592	43809.9	5.372 mg/L	0.0350	5.372 mg/L	0.0350	0.65%
Ni 231.604†	5353.0	0.2028 mg/L	0.00186	0.2028 mg/L	0.00186	0.92%
P 214.914†	12535.6	9.168 mg/L	0.0573	9.168 mg/L	0.0573	0.63%
Pb 220.353†	22390.8	2.557 mg/L	0.0154	2.557 mg/L	0.0154	0.60%
Sb 206.836†	10.9	0.0037 mg/L	0.00083	0.0037 mg/L	0.00083	22.64%
Se 196.026†	5.6	-0.0006 mg/L	0.00382	-0.0006 mg/L	0.00382	656.17%
Sn 189.927†	2021.7	0.5814 mg/L	0.00032	0.5814 mg/L	0.00032	0.05%
Sr 407.771†	2242988.6	0.0976 mg/L	0.00034	0.0976 mg/L	0.00034	0.35%
Ti 337.279†	2101970.1	2.751 mg/L	0.0011	2.751 mg/L	0.0011	0.04%
Tl 190.801†	-11.1	0.0067 mg/L	0.00313	0.0067 mg/L	0.00313	46.57%
V 292.402†	190447.4	0.7208 mg/L	0.00409	0.7208 mg/L	0.00409	0.57%
Zn 213.857†	448321.6	6.227 mg/L	0.0409	6.227 mg/L	0.0409	0.66%

Sequence No.: 43
 Sample ID: 0607173-17
 Analyst:
 Initial Sample Wt:
 Dilution:

Autosampler Location: 33
 Date Collected: 7/14/2006 7:20:10 PM
 Data Type: Original
 Initial Sample Vol:
 Sample Prep Vol:

 Replicate Data: 0607173-17

Repl#	Analyte	Net Intensity	Corrected Intensity	Calib. Conc. Units	Sample Conc. Units	Analysis Time
1	K 766.490†	8521.0	7978.9	4.218 mg/L	4.218 mg/L	19:21:45
1	Li 670.784†	2885.0	2728.2	0.0787 mg/L	0.0787 mg/L	19:21:45
1	Na 589.592	55214.2	56274.3	6.942 mg/L	6.942 mg/L	19:21:45
1	Y 371.029	3415992.2	3415992.2	1.02 mg/L		19:22:14
1	Ag 328.068†	162073.7	162102.6	0.5545 mg/L	0.5545 mg/L	19:22:19
1	Al 237.313†	449313.0	439903.4	50.77 mg/L	50.77 mg/L	19:22:14
1	As 188.979†	115.4	107.7	0.1876 mg/L	0.1876 mg/L	19:22:40
1	B 182.528†	20.8	23.3	0.0741 mg/L	0.0741 mg/L	19:22:40
1	Ba 233.527†	220309.2	215859.0	1.899 mg/L	1.899 mg/L	19:22:19
1	Be 313.107†	36186.2	32968.2	0.0053 mg/L	0.0053 mg/L	19:22:19
1	Ca 315.886†	8380020.3	8203221.4	60.94 mg/L	60.94 mg/L	19:22:07
1	Cd 228.802†	1306.4	1161.7	0.0308 mg/L	0.0308 mg/L	19:22:40
1	Co 228.616†	2151.8	2298.6	0.0574 mg/L	0.0574 mg/L	19:22:40
1	Cr 267.716†	14773.9	13561.6	0.0983 mg/L	0.0983 mg/L	19:22:19
1	Cu 324.752†	1452433.7	1416681.0	5.275 mg/L	5.275 mg/L	19:22:14
1	Fe 234.349†	9179350.1	8986081.0	188.6 mg/L	188.6 mg/L	19:22:07
1	Fe 238.204†	20314498.4	19887494.4	171.5 mg/L	171.5 mg/L	19:22:07
1	Mg 279.077†	319409.3	312257.0	12.27 mg/L	12.27 mg/L	19:22:19
1	Mn 257.610†	1365519.1	1335236.0	1.626 mg/L	1.626 mg/L	19:22:14
1	Mo 202.031†	392.6	326.6	0.0244 mg/L	0.0244 mg/L	19:22:40
1	Ni 231.604†	40324.8	39484.8	1.527 mg/L	1.527 mg/L	19:22:19
1	P 214.914†	10331.1	10007.7	7.321 mg/L	7.321 mg/L	19:22:40
1	Pb 220.353†	48599.2	47713.5	5.450 mg/L	5.450 mg/L	19:22:19
1	Sb 206.836†	46.5	24.4	0.0089 mg/L	0.0089 mg/L	19:22:40
1	Se 196.026†	4.6	15.6	0.0140 mg/L	0.0140 mg/L	19:22:40
1	Sn 189.927†	678.2	586.6	0.1763 mg/L	0.1763 mg/L	19:22:40
1	Sr 407.771†	Saturated2	Saturated2			19:22:40

Saturated in preshot (code 2)							
1	Ti 337.279†	2291968.7	2245559.2	2.939 mg/L	2.939 mg/L	19:22:14	
1	Tl 190.801†	-2.3	-0.3	0.0200 mg/L	0.0200 mg/L	19:22:40	
1	V 292.402†	47513.6	47878.2	0.1571 mg/L	0.1571 mg/L	19:22:19	
1	Zn 213.857†	507175.1	495897.3	6.870 mg/L	6.870 mg/L	19:22:14	
2	K 766.490†	8438.0	7758.4	4.105 mg/L	4.105 mg/L	19:21:51	
2	Li 670.784†	2818.7	2616.8	0.0755 mg/L	0.0755 mg/L	19:21:51	
2	Na 589.592	54497.0	55557.2	6.851 mg/L	6.851 mg/L	19:21:51	
2	Y 371.029	3474522.8	3474522.8	1.04 mg/L		19:23:00	
2	Ag 328.068†	160206.8	157632.7	0.5393 mg/L	0.5393 mg/L	19:23:05	
2	Al 237.313†	457869.7	440729.3	50.87 mg/L	50.87 mg/L	19:23:00	
2	As 188.979†	112.2	102.7	0.1784 mg/L	0.1784 mg/L	19:23:25	
2	B 182.528†	21.0	23.1	0.0734 mg/L	0.0734 mg/L	19:23:25	
2	Ba 233.527†	217346.1	209373.4	1.842 mg/L	1.842 mg/L	19:23:05	
2	Be 313.107†	35920.1	32115.2	0.0051 mg/L	0.0051 mg/L	19:23:05	
2	Ca 315.886†	8370205.7	8055567.6	59.84 mg/L	59.84 mg/L	19:22:53	
2	Cd 228.802†	1293.7	1127.9	0.0299 mg/L	0.0299 mg/L	19:23:25	
2	Co 228.616†	2163.1	2274.0	0.0567 mg/L	0.0567 mg/L	19:23:25	
2	Cr 267.716†	14394.8	12953.0	0.0941 mg/L	0.0941 mg/L	19:23:05	
2	Cu 324.752†	1486394.4	1425415.4	5.306 mg/L	5.306 mg/L	19:23:00	
2	Fe 234.349†	9192419.7	8847271.4	185.7 mg/L	185.7 mg/L	19:22:53	
2	Fe 238.204†	20312196.6	19550243.6	168.6 mg/L	168.6 mg/L	19:22:53	
2	Mg 279.077†	314281.5	302053.4	11.87 mg/L	11.87 mg/L	19:23:05	
2	Mn 257.610†	1390998.6	1337240.4	1.628 mg/L	1.628 mg/L	19:23:00	
2	Mo 202.031†	401.9	329.2	0.0245 mg/L	0.0245 mg/L	19:23:25	
2	Ni 231.604†	38849.9	37400.1	1.446 mg/L	1.446 mg/L	19:23:05	
2	P 214.914†	10309.0	9816.1	7.181 mg/L	7.181 mg/L	19:23:25	
2	Pb 220.353†	47935.2	46273.0	5.285 mg/L	5.285 mg/L	19:23:05	
2	Sb 206.836†	40.0	17.4	0.0054 mg/L	0.0054 mg/L	19:23:25	
2	Se 196.026†	3.5	14.4	0.0123 mg/L	0.0123 mg/L	19:23:25	
2	Sn 189.927†	662.1	559.9	0.1686 mg/L	0.1686 mg/L	19:23:25	
2	Sr 407.771†	Saturated2	Saturated2			19:23:25	
Saturated in preshot (code 2)							
2	Ti 337.279†	2327272.9	2241740.7	2.934 mg/L	2.934 mg/L	19:23:00	
2	Tl 190.801†	-11.7	-9.4	0.0126 mg/L	0.0126 mg/L	19:23:25	
2	V 292.402†	47079.2	46676.5	0.1528 mg/L	0.1528 mg/L	19:23:05	
2	Zn 213.857†	515843.3	495876.1	6.870 mg/L	6.870 mg/L	19:23:00	

 Mean Data: 0607173-17

Analyte	Mean Corrected Intensity	Calib Conc.	Units	Std.Dev.	Sample Conc.	Units	Std.Dev.	RSD
Y 371.029	3445257.5	1.03 mg/L		0.012				1.20%
Ag 328.068†	159867.7	0.5469 mg/L		0.01076	0.5469 mg/L		0.01076	1.97%
Al 237.313†	440316.4	50.82 mg/L		0.077	50.82 mg/L		0.077	0.15%
As 188.979†	105.2	0.1830 mg/L		0.00650	0.1830 mg/L		0.00650	3.55%
B 182.528†	23.2	0.0738 mg/L		0.00046	0.0738 mg/L		0.00046	0.62%
Ba 233.527†	212616.2	1.870 mg/L		0.0403	1.870 mg/L		0.0403	2.16%
Be 313.107†	32541.7	0.0052 mg/L		0.00013	0.0052 mg/L		0.00013	2.54%
Ca 315.886†	8129394.5	60.39 mg/L		0.776	60.39 mg/L		0.776	1.28%
Cd 228.802†	1144.8	0.0304 mg/L		0.00061	0.0304 mg/L		0.00061	2.02%
Co 228.616†	2286.3	0.0570 mg/L		0.00047	0.0570 mg/L		0.00047	0.83%
Cr 267.716†	13257.3	0.0962 mg/L		0.00293	0.0962 mg/L		0.00293	3.05%
Cu 324.752†	1421048.2	5.291 mg/L		0.0225	5.291 mg/L		0.0225	0.42%
Fe 234.349†	8916676.2	187.2 mg/L		2.06	187.2 mg/L		2.06	1.10%
Fe 238.204†	19718869.0	170.0 mg/L		2.06	170.0 mg/L		2.06	1.21%
K 766.490†	7868.7	4.162 mg/L		0.0802	4.162 mg/L		0.0802	1.93%
Li 670.784†	2672.5	0.0771 mg/L		0.00232	0.0771 mg/L		0.00232	3.01%
Mg 279.077†	307155.2	12.07 mg/L		0.284	12.07 mg/L		0.284	2.35%
Mn 257.610†	1336238.2	1.627 mg/L		0.0017	1.627 mg/L		0.0017	0.11%
Mo 202.031†	327.9	0.0244 mg/L		0.00013	0.0244 mg/L		0.00013	0.54%
Na 589.592	55915.7	6.897 mg/L		0.0639	6.897 mg/L		0.0639	0.93%
Ni 231.604†	38442.5	1.486 mg/L		0.0572	1.486 mg/L		0.0572	3.85%
P 214.914†	9911.9	7.251 mg/L		0.0990	7.251 mg/L		0.0990	1.37%
Pb 220.353†	46993.2	5.368 mg/L		0.1163	5.368 mg/L		0.1163	2.17%
Sb 206.836†	20.9	0.0072 mg/L		0.00247	0.0072 mg/L		0.00247	34.39%
Se 196.026†	15.0	0.0131 mg/L		0.00120	0.0131 mg/L		0.00120	9.13%
Sn 189.927†	573.2	0.1725 mg/L		0.00547	0.1725 mg/L		0.00547	3.17%
Sr 407.771†	Saturated2							
Ti 337.279†	2243650.0	2.936 mg/L		0.0035	2.936 mg/L		0.0035	0.12%
Tl 190.801†	-4.9	0.0163 mg/L		0.00523	0.0163 mg/L		0.00523	32.14%
V 292.402†	47277.3	0.1550 mg/L		0.00301	0.1550 mg/L		0.00301	1.94%

Zn 213.857† 495886.7 6.870 mg/L 0.0004 6.870 mg/L 0.0004 0.01%

Sequence No.: 44

Sample ID: 0607173-18

Analyst:

Initial Sample Wt:

Dilution:

Autosampler Location: 34

Date Collected: 7/14/2006 7:25:04 PM

Data Type: Original

Initial Sample Vol:

Sample Prep Vol:

Replicate Data: 0607173-18

Repl#	Analyte	Net Intensity	Corrected Intensity	Calib. Conc. Units	Sample Conc. Units	Analysis Time
1	K 766.490†	15213.9	14094.3	7.363 mg/L	7.363 mg/L	19:26:42
1	Li 670.784†	3360.8	3097.5	0.0896 mg/L	0.0896 mg/L	19:26:42
1	Na 589.592	44333.4	45393.5	5.571 mg/L	5.571 mg/L	19:26:42
1	Y 371.029	3519272.2	3519272.2	1.05 mg/L		19:27:07
1	Ag 328.068†	270444.1	260430.3	0.8835 mg/L	0.8835 mg/L	19:27:12
1	Al 237.313†	479441.8	455625.3	52.94 mg/L	52.94 mg/L	19:27:07
1	As 188.979†	48.9	41.2	0.0659 mg/L	0.0659 mg/L	19:27:33
1	B 182.528†	14.3	16.5	0.0519 mg/L	0.0519 mg/L	19:27:33
1	Ba 233.527†	37410.9	35721.1	0.3142 mg/L	0.3142 mg/L	19:27:12
1	Be 313.107†	22999.2	19396.9	0.0027 mg/L	0.0027 mg/L	19:27:12
1	Ca 315.886†	1652075.2	1568892.6	11.65 mg/L	11.65 mg/L	19:27:07
1	Cd 228.802†	1057.8	887.9	0.0237 mg/L	0.0237 mg/L	19:27:33
1	Co 228.616†	2398.8	2471.5	0.0639 mg/L	0.0639 mg/L	19:27:33
1	Cr 267.716†	15161.9	13505.8	0.0927 mg/L	0.0927 mg/L	19:27:12
1	Cu 324.752†	3568401.9	3385752.0	12.55 mg/L	12.55 mg/L	19:27:00
1	Fe 234.349†	5661908.4	5379723.4	112.9 mg/L	112.9 mg/L	19:27:00
1	Fe 238.204†	13135720.2	12481843.0	107.6 mg/L	107.6 mg/L	19:27:00
1	Mg 279.077†	490191.3	465373.8	18.36 mg/L	18.36 mg/L	19:27:07
1	Mn 257.610†	2275858.3	2161096.6	2.633 mg/L	2.633 mg/L	19:27:07
1	Mo 202.031†	153.0	87.7	0.0068 mg/L	0.0068 mg/L	19:27:33
1	Ni 231.604†	21728.5	20654.2	0.7963 mg/L	0.7963 mg/L	19:27:12
1	P 214.914†	13789.2	12997.1	9.505 mg/L	9.505 mg/L	19:27:12
1	Pb 220.353†	62403.8	59435.7	6.791 mg/L	6.791 mg/L	19:27:12
1	Sb 206.836†	38.7	15.8	0.0051 mg/L	0.0051 mg/L	19:27:33
1	Se 196.026†	-1.5	9.6	0.0053 mg/L	0.0053 mg/L	19:27:33
1	Sn 189.927†	912.3	789.6	0.2305 mg/L	0.2305 mg/L	19:27:33
1	Sr 407.771†	2890950.4	2741176.6	0.1194 mg/L	0.1194 mg/L	19:27:00
1	Ti 337.279†	1819668.6	1730881.1	2.265 mg/L	2.265 mg/L	19:27:07
1	Tl 190.801†	-22.2	-19.2	0.0231 mg/L	0.0231 mg/L	19:27:33
1	V 292.402†	28053.9	28020.6	0.0908 mg/L	0.0908 mg/L	19:27:12
1	Zn 213.857†	509799.3	483819.1	6.713 mg/L	6.713 mg/L	19:27:07
2	K 766.490†	15093.6	13902.6	7.264 mg/L	7.264 mg/L	19:26:47
2	Li 670.784†	3393.9	3111.5	0.0900 mg/L	0.0900 mg/L	19:26:47
2	Na 589.592	43909.3	44969.4	5.518 mg/L	5.518 mg/L	19:26:47
2	Y 371.029	3538372.9	3538372.9	1.06 mg/L		19:27:49
2	Ag 328.068†	266766.8	255567.3	0.8670 mg/L	0.8670 mg/L	19:27:54
2	Al 237.313†	481718.5	455317.8	52.91 mg/L	52.91 mg/L	19:27:49
2	As 188.979†	47.1	39.2	0.0623 mg/L	0.0623 mg/L	19:28:15
2	B 182.528†	18.6	20.5	0.0651 mg/L	0.0651 mg/L	19:28:15
2	Ba 233.527†	36951.1	35094.7	0.3087 mg/L	0.3087 mg/L	19:27:54
2	Be 313.107†	22681.7	18978.9	0.0026 mg/L	0.0026 mg/L	19:27:54
2	Ca 315.886†	1662998.2	1570741.9	11.67 mg/L	11.67 mg/L	19:27:49
2	Cd 228.802†	1050.8	875.8	0.0234 mg/L	0.0234 mg/L	19:28:15
2	Co 228.616†	2357.7	2420.3	0.0624 mg/L	0.0624 mg/L	19:28:15
2	Cr 267.716†	14950.9	13228.6	0.0909 mg/L	0.0909 mg/L	19:27:54
2	Cu 324.752†	3532505.5	3333518.5	12.35 mg/L	12.35 mg/L	19:27:42
2	Fe 234.349†	5636476.8	5326641.5	111.8 mg/L	111.8 mg/L	19:27:42
2	Fe 238.204†	13068598.9	12351017.9	106.5 mg/L	106.5 mg/L	19:27:42
2	Mg 279.077†	493185.5	465689.1	18.37 mg/L	18.37 mg/L	19:27:49
2	Mn 257.610†	2287369.8	2160302.1	2.632 mg/L	2.632 mg/L	19:27:49
2	Mo 202.031†	156.3	90.0	0.0070 mg/L	0.0070 mg/L	19:28:15
2	Ni 231.604†	22271.0	21055.5	0.8119 mg/L	0.8119 mg/L	19:27:54
2	P 214.914†	13224.6	12392.7	9.063 mg/L	9.063 mg/L	19:27:54
2	Pb 220.353†	61206.0	57983.5	6.625 mg/L	6.625 mg/L	19:27:54
2	Sb 206.836†	49.8	26.0	0.0103 mg/L	0.0103 mg/L	19:28:15
2	Se 196.026†	-4.0	7.3	0.0019 mg/L	0.0019 mg/L	19:28:15
2	Sn 189.927†	897.9	771.2	0.2252 mg/L	0.2252 mg/L	19:28:15
2	Sr 407.771†	2879178.9	2715220.4	0.1182 mg/L	0.1182 mg/L	19:27:42
2	Ti 337.279†	1831444.2	1732676.5	2.267 mg/L	2.267 mg/L	19:27:49

2	Tl 190.801†	-29.5	-26.0	0.0175 mg/L	0.0175 mg/L	19:28:15
2	V 292.402†	27620.7	27467.2	0.0888 mg/L	0.0888 mg/L	19:27:54
2	Zn 213.857†	513771.4	484958.2	6.729 mg/L	6.729 mg/L	19:27:49

Mean Data: 0607173-18

Analyte	Mean Corrected Intensity	Calib Conc. Units	Std.Dev.	Sample Conc. Units	Std.Dev.	RSD
Y 371.029	3528822.5	1.06 mg/L	0.004			0.38%
Ag 328.068†	257998.8	0.8753 mg/L	0.01164	0.8753 mg/L	0.01164	1.33%
Al 237.313†	455471.6	52.92 mg/L	0.022	52.92 mg/L	0.022	0.04%
As 188.979†	40.2	0.0641 mg/L	0.00252	0.0641 mg/L	0.00252	3.93%
B 182.528†	18.5	0.0585 mg/L	0.00930	0.0585 mg/L	0.00930	15.89%
Ba 233.527†	35407.9	0.3115 mg/L	0.00390	0.3115 mg/L	0.00390	1.25%
Be 313.107†	19187.9	0.0026 mg/L	0.00007	0.0026 mg/L	0.00007	2.52%
Ca 315.886†	1569817.3	11.66 mg/L	0.010	11.66 mg/L	0.010	0.08%
Cd 228.802†	881.9	0.0235 mg/L	0.00022	0.0235 mg/L	0.00022	0.91%
Co 228.616†	2445.9	0.0631 mg/L	0.00103	0.0631 mg/L	0.00103	1.63%
Cr 267.716†	13367.2	0.0918 mg/L	0.00133	0.0918 mg/L	0.00133	1.44%
Cu 324.752†	3359635.3	12.45 mg/L	0.137	12.45 mg/L	0.137	1.10%
Fe 234.349†	5353182.5	112.4 mg/L	0.79	112.4 mg/L	0.79	0.70%
Fe 238.204†	12416430.4	107.1 mg/L	0.80	107.1 mg/L	0.80	0.75%
K 766.490†	13998.5	7.313 mg/L	0.0697	7.313 mg/L	0.0697	0.95%
Li 670.784†	3104.5	0.0898 mg/L	0.00029	0.0898 mg/L	0.00029	0.33%
Mg 279.077†	465531.5	18.37 mg/L	0.009	18.37 mg/L	0.009	0.05%
Mn 257.610†	2160699.4	2.632 mg/L	0.0007	2.632 mg/L	0.0007	0.03%
Mo 202.031†	88.9	0.0069 mg/L	0.00012	0.0069 mg/L	0.00012	1.72%
Na 589.592	45181.5	5.545 mg/L	0.0378	5.545 mg/L	0.0378	0.68%
Ni 231.604†	20854.8	0.8041 mg/L	0.01101	0.8041 mg/L	0.01101	1.37%
P 214.914†	12694.9	9.284 mg/L	0.3122	9.284 mg/L	0.3122	3.36%
Pb 220.353†	58709.6	6.708 mg/L	0.1173	6.708 mg/L	0.1173	1.75%
Sb 206.836†	20.9	0.0077 mg/L	0.00369	0.0077 mg/L	0.00369	48.10%
Se 196.026†	8.5	0.0036 mg/L	0.00240	0.0036 mg/L	0.00240	66.11%
Sn 189.927†	780.4	0.2279 mg/L	0.00373	0.2279 mg/L	0.00373	1.64%
Sr 407.771†	2728198.5	0.1188 mg/L	0.00080	0.1188 mg/L	0.00080	0.67%
Ti 337.279†	1731778.8	2.266 mg/L	0.0017	2.266 mg/L	0.0017	0.07%
Tl 190.801†	-22.6	0.0203 mg/L	0.00398	0.0203 mg/L	0.00398	19.60%
V 292.402†	27743.9	0.0898 mg/L	0.00141	0.0898 mg/L	0.00141	1.57%
Zn 213.857†	484388.6	6.721 mg/L	0.0112	6.721 mg/L	0.0112	0.17%

=====

Sequence No.: 45

Sample ID: BG61408-DUP2

Analyst:

Initial Sample Wt:

Dilution:

Autosampler Location: 35

Date Collected: 7/14/2006 7:29:54 PM

Data Type: Original

Initial Sample Vol:

Sample Prep Vol:

Replicate Data: BG61408-DUP2

Repl#	Analyte	Net Intensity	Corrected Intensity	Calib. Conc. Units	Sample Conc. Units	Analysis Time
1	K 766.490†	16238.3	14716.1	7.682 mg/L	7.682 mg/L	19:31:33
1	Li 670.784†	3285.1	2954.3	0.0854 mg/L	0.0854 mg/L	19:31:33
1	Na 589.592	42539.3	43599.4	5.345 mg/L	5.345 mg/L	19:31:33
1	Y 371.029	3601338.6	3601338.6	1.08 mg/L		19:31:58
1	Ag 328.068†	509506.4	476577.5	1.614 mg/L	1.614 mg/L	19:31:58
1	Al 237.313†	468343.0	434936.1	50.50 mg/L	50.50 mg/L	19:31:58
1	As 188.979†	48.0	39.3	0.0623 mg/L	0.0623 mg/L	19:32:24
1	B 182.528†	19.5	21.0	0.0667 mg/L	0.0667 mg/L	19:32:24
1	Ba 233.527†	45624.4	42538.4	0.3742 mg/L	0.3742 mg/L	19:32:03
1	Be 313.107†	21929.9	17905.8	0.0022 mg/L	0.0022 mg/L	19:32:03
1	Ca 315.886†	1655913.5	1536681.2	11.42 mg/L	11.42 mg/L	19:31:58
1	Cd 228.802†	906.5	724.5	0.0194 mg/L	0.0194 mg/L	19:32:24
1	Co 228.616†	2159.0	2196.9	0.0557 mg/L	0.0557 mg/L	19:32:24
1	Cr 267.716†	14376.0	12447.7	0.0864 mg/L	0.0864 mg/L	19:32:03
1	Cu 324.752†	2837963.9	2630161.2	9.752 mg/L	9.752 mg/L	19:31:51
1	Fe 234.349†	5993086.7	5564660.5	116.8 mg/L	116.8 mg/L	19:31:51
1	Fe 238.204†	13828269.5	12840518.3	110.7 mg/L	110.7 mg/L	19:31:51
1	Mg 279.077†	450039.5	417471.9	16.46 mg/L	16.46 mg/L	19:31:58
1	Mn 257.610†	1926525.5	1787406.9	2.177 mg/L	2.177 mg/L	19:31:58
1	Mo 202.031†	165.3	95.7	0.0074 mg/L	0.0074 mg/L	19:32:24
1	Ni 231.604†	14759.5	13711.9	0.5270 mg/L	0.5270 mg/L	19:32:03

1	P 214.914†	12506.1	11506.9	8.416 mg/L	8.416 mg/L	19:32:03
1	Pb 220.353†	114104.1	106095.5	12.12 mg/L	12.12 mg/L	19:32:03
1	Sb 206.836†	58.5	33.3	0.0138 mg/L	0.0138 mg/L	19:32:24
1	Se 196.026†	-5.3	6.2	0.0002 mg/L	0.0002 mg/L	19:32:24
1	Sn 189.927†	860.7	721.9	0.2116 mg/L	0.2116 mg/L	19:32:24
1	Sr 407.771†	3214965.4	2979467.0	0.1298 mg/L	0.1298 mg/L	19:31:51
1	Ti 337.279†	2042712.0	1898603.8	2.485 mg/L	2.485 mg/L	19:31:58
1	Tl 190.801†	-34.1	-29.7	0.0063 mg/L	0.0063 mg/L	19:32:24
1	V 292.402†	29078.1	28364.2	0.0913 mg/L	0.0913 mg/L	19:32:03
1	Zn 213.857†	290998.0	269590.9	3.736 mg/L	3.736 mg/L	19:32:03
2	K 766.490†	15964.4	14400.4	7.520 mg/L	7.520 mg/L	19:31:38
2	Li 670.784†	3251.8	2911.0	0.0841 mg/L	0.0841 mg/L	19:31:38
2	Na 589.592	42300.1	43360.3	5.315 mg/L	5.315 mg/L	19:31:38
2	Y 371.029	3616306.9	3616306.9	1.08 mg/L	1.08 mg/L	19:32:40
2	Ag 328.068†	509954.2	475033.1	1.608 mg/L	1.608 mg/L	19:32:40
2	Al 237.313†	470306.7	434951.9	50.50 mg/L	50.50 mg/L	19:32:40
2	As 188.979†	50.2	41.1	0.0657 mg/L	0.0657 mg/L	19:33:06
2	B 182.528†	21.7	22.9	0.0729 mg/L	0.0729 mg/L	19:33:06
2	Ba 233.527†	46117.0	42818.6	0.3767 mg/L	0.3767 mg/L	19:32:45
2	Be 313.107†	22444.9	18297.9	0.0023 mg/L	0.0023 mg/L	19:32:45
2	Ca 315.886†	1660864.8	1534895.1	11.40 mg/L	11.40 mg/L	19:32:40
2	Cd 228.802†	908.8	723.1	0.0193 mg/L	0.0193 mg/L	19:33:06
2	Co 228.616†	2198.7	2225.4	0.0565 mg/L	0.0565 mg/L	19:33:06
2	Cr 267.716†	14466.8	12476.4	0.0865 mg/L	0.0865 mg/L	19:32:45
2	Cu 324.752†	2830093.5	2611974.2	9.684 mg/L	9.684 mg/L	19:32:33
2	Fe 234.349†	5963638.9	5514391.1	115.8 mg/L	115.8 mg/L	19:32:33
2	Fe 238.204†	13746070.3	12711347.9	109.6 mg/L	109.6 mg/L	19:32:33
2	Mg 279.077†	450934.5	416569.7	16.43 mg/L	16.43 mg/L	19:32:40
2	Mn 257.610†	1932642.8	1785659.1	2.175 mg/L	2.175 mg/L	19:32:40
2	Mo 202.031†	174.0	103.2	0.0079 mg/L	0.0079 mg/L	19:33:06
2	Ni 231.604†	15122.5	13990.9	0.5378 mg/L	0.5378 mg/L	19:32:45
2	P 214.914†	12522.4	11474.0	8.392 mg/L	8.392 mg/L	19:32:45
2	Pb 220.353†	115598.3	107038.7	12.23 mg/L	12.23 mg/L	19:32:45
2	Sb 206.836†	53.4	28.3	0.0113 mg/L	0.0113 mg/L	19:33:06
2	Se 196.026†	-4.5	6.9	0.0013 mg/L	0.0013 mg/L	19:33:06
2	Sn 189.927†	871.3	728.4	0.2134 mg/L	0.2134 mg/L	19:33:06
2	Sr 407.771†	3203265.9	2956289.8	0.1287 mg/L	0.1287 mg/L	19:32:33
2	Ti 337.279†	2045905.2	1893705.1	2.478 mg/L	2.478 mg/L	19:32:40
2	Tl 190.801†	-28.3	-24.3	0.0108 mg/L	0.0108 mg/L	19:33:06
2	V 292.402†	29373.6	28525.7	0.0921 mg/L	0.0921 mg/L	19:32:45
2	Zn 213.857†	293440.2	270730.9	3.752 mg/L	3.752 mg/L	19:32:45

Mean Data: BG61408-DUP2

Analyte	Mean Corrected Intensity	Conc. Units	Calib	Std.Dev.	Sample Conc. Units	Std.Dev.	RSD
Y 371.029	3608822.8	1.08 mg/L		0.003			0.29%
Ag 328.068†	475805.3	1.611 mg/L		0.0037	1.611 mg/L	0.0037	0.23%
Al 237.313†	434944.0	50.50 mg/L		0.005	50.50 mg/L	0.005	0.01%
As 188.979†	40.2	0.0640 mg/L		0.00239	0.0640 mg/L	0.00239	3.73%
B 182.528†	21.9	0.0698 mg/L		0.00439	0.0698 mg/L	0.00439	6.29%
Ba 233.527†	42678.5	0.3754 mg/L		0.00174	0.3754 mg/L	0.00174	0.46%
Be 313.107†	18101.9	0.0022 mg/L		0.00006	0.0022 mg/L	0.00006	2.48%
Ca 315.886†	1535788.1	11.41 mg/L		0.009	11.41 mg/L	0.009	0.08%
Cd 228.802†	723.8	0.0193 mg/L		0.00004	0.0193 mg/L	0.00004	0.20%
Co 228.616†	2211.1	0.0561 mg/L		0.00058	0.0561 mg/L	0.00058	1.03%
Cr 267.716†	12462.1	0.0864 mg/L		0.00009	0.0864 mg/L	0.00009	0.10%
Cu 324.752†	2621067.7	9.718 mg/L		0.0477	9.718 mg/L	0.0477	0.49%
Fe 234.349†	5539525.8	116.3 mg/L		0.75	116.3 mg/L	0.75	0.64%
Fe 238.204†	12775933.1	110.2 mg/L		0.79	110.2 mg/L	0.79	0.71%
K 766.490†	14558.3	7.601 mg/L		0.1148	7.601 mg/L	0.1148	1.51%
Li 670.784†	2932.6	0.0848 mg/L		0.00090	0.0848 mg/L	0.00090	1.07%
Mg 279.077†	417020.8	16.45 mg/L		0.025	16.45 mg/L	0.025	0.15%
Mn 257.610†	1786533.0	2.176 mg/L		0.0015	2.176 mg/L	0.0015	0.07%
Mo 202.031†	99.5	0.0077 mg/L		0.00038	0.0077 mg/L	0.00038	5.01%
Na 589.592	43479.8	5.330 mg/L		0.0213	5.330 mg/L	0.0213	0.40%
Ni 231.604†	13851.4	0.5324 mg/L		0.00765	0.5324 mg/L	0.00765	1.44%
P 214.914†	11490.5	8.404 mg/L		0.0170	8.404 mg/L	0.0170	0.20%
Pb 220.353†	106567.1	12.18 mg/L		0.076	12.18 mg/L	0.076	0.63%
Sb 206.836†	30.8	0.0126 mg/L		0.00177	0.0126 mg/L	0.00177	14.09%
Se 196.026†	6.5	0.0008 mg/L		0.00074	0.0008 mg/L	0.00074	98.01%
Sn 189.927†	725.2	0.2125 mg/L		0.00127	0.2125 mg/L	0.00127	0.60%

Sr 407.771†	2967878.4	0.1292 mg/L	0.00072	0.1292 mg/L	0.00072	0.55%
Ti 337.279†	1896154.4	2.481 mg/L	0.0045	2.481 mg/L	0.0045	0.18%
Tl 190.801†	-27.0	0.0085 mg/L	0.00314	0.0085 mg/L	0.00314	36.81%
V 292.402†	28444.9	0.0917 mg/L	0.00055	0.0917 mg/L	0.00055	0.60%
Zn 213.857†	270160.9	3.744 mg/L	0.0112	3.744 mg/L	0.0112	0.30%

Duplicate Check: BG61408-DUP2

Analyte	Expected Conc.	Measured Conc.	Std. Dev.	Units	Difference (%)
K 766.490	7.313	7.601	0.115	mg/L	3.9
Li 670.784	0.0898	0.0848	0.001	mg/L	5.8
Na 589.592	5.545	5.330	0.021	mg/L	3.9
Y 371.029			0.000	mg/L	Not calculated
Ag 328.068	0.8753	1.611	0.004	mg/L	59.2
Al 237.313	52.92	50.50	0.005	mg/L	4.7
As 188.979	0.0641	0.0640	0.002	mg/L	0.2
B 182.528	0.0585	0.0698	0.004	mg/L	17.6
Ba 233.527	0.3115	0.3754	0.002	mg/L	18.6
Be 313.107	0.0026	0.0022	0.000	mg/L	15.8
Ca 315.886	11.66	11.41	0.009	mg/L	2.2
Cd 228.802	0.0235	0.0193	0.000	mg/L	19.5
Co 228.616	0.0631	0.0561	0.001	mg/L	11.8
Cr 267.716	0.0918	0.0864	0.000	mg/L	6.0
Cu 324.752	12.45	9.718	0.048	mg/L	24.6
Fe 234.349	112.4	116.3	0.746	mg/L	3.4
Fe 238.204	107.1	110.2	0.788	mg/L	2.9
Mg 279.077	18.37	16.45	0.025	mg/L	11.0
Mn 257.610	2.632	2.176	0.002	mg/L	19.0
Mo 202.031	0.0069	0.0077	0.000	mg/L	10.7
Ni 231.604	0.8041	0.5324	0.008	mg/L	40.7
P 214.914	9.284	8.404	0.017	mg/L	9.9
Pb 220.353	6.708	12.18	0.076	mg/L	57.9
Sb 206.836	0.0077	0.0126	0.002	mg/L	48.3
Se 196.026	0.0036	0.0008	0.001	mg/L	131.1
Sn 189.927	0.2279	0.2125	0.001	mg/L	7.0
Sr 407.771	0.1188	0.1292	0.001	mg/L	8.4
Ti 337.279	2.266	2.481	0.005	mg/L	9.1
Tl 190.801	0.0203	0.0085	0.003	mg/L	81.7
V 292.402	0.0898	0.0917	0.001	mg/L	2.1
Zn 213.857	6.721	3.744	0.011	mg/L	56.9

Sequence No.: 46

Autosampler Location: 36

Sample ID: BG61408-MS2

Date Collected: 7/14/2006 7:34:45 PM

Analyst:

Data Type: Original

Initial Sample Wt:

Initial Sample Vol:

Dilution:

Sample Prep Vol:

Replicate Data: BG61408-MS2

Repl#	Analyte	Net Intensity	Corrected Intensity	Calib. Conc.	Units	Sample Conc.	Units	Analysis Time
1	K 766.490†	52880.4	50519.8	26.09	mg/L	26.09	mg/L	19:36:21
1	Li 670.784†	17112.5	16369.9	0.4810	mg/L	0.4810	mg/L	19:36:21
1	Na 589.592	207023.4	208083.5	26.06	mg/L	26.06	mg/L	19:36:21
1	Y 371.029	3475621.5	3475621.5	1.04	mg/L			19:36:48
1	Ag 328.068†	325192.3	316338.6	1.074	mg/L	1.074	mg/L	19:36:54
1	Al 237.313†	421516.4	405609.7	46.97	mg/L	46.97	mg/L	19:36:48
1	As 188.979†	254.0	239.1	0.4293	mg/L	0.4293	mg/L	19:37:14
1	B 182.528†	136.1	133.9	0.4356	mg/L	0.4356	mg/L	19:37:14
1	Ba 233.527†	75996.7	73296.1	0.6447	mg/L	0.6447	mg/L	19:36:54
1	Be 313.107†	225597.4	214618.2	0.0418	mg/L	0.0418	mg/L	19:36:54
1	Ca 315.886†	1859895.7	1788581.9	13.29	mg/L	13.29	mg/L	19:36:48
1	Cd 228.802†	8993.3	8536.4	0.2227	mg/L	0.2227	mg/L	19:37:14
1	Co 228.616†	16179.0	15759.9	0.4382	mg/L	0.4382	mg/L	19:36:54
1	Cr 267.716†	77697.1	73860.3	0.4877	mg/L	0.4877	mg/L	19:36:54
1	Cu 324.752†	807420.5	771631.6	2.878	mg/L	2.878	mg/L	19:36:48
1	Fe 234.349†	6807651.0	6549769.7	137.5	mg/L	137.5	mg/L	19:36:48
1	Fe 238.204†	15340984.0	14760595.5	127.3	mg/L	127.3	mg/L	19:36:39
1	Mg 279.077†	533825.8	513210.7	20.24	mg/L	20.24	mg/L	19:36:48
1	Mn 257.610†	2466305.2	2371513.2	2.889	mg/L	2.889	mg/L	19:36:48

1	Mo 202.031†	5659.0	5387.6	0.3959 mg/L	0.3959 mg/L	19:37:14
1	Ni 231.604†	17551.7	16894.5	0.6509 mg/L	0.6509 mg/L	19:36:54
1	P 214.914†	14012.0	13376.1	9.782 mg/L	9.782 mg/L	19:37:14
1	Pb 220.353†	67257.9	64851.3	7.413 mg/L	7.413 mg/L	19:36:54
1	Sb 206.836†	697.7	650.3	0.3184 mg/L	0.3184 mg/L	19:37:14
1	Se 196.026†	533.6	524.5	0.7570 mg/L	0.7570 mg/L	19:37:14
1	Sn 189.927†	2013.0	1859.6	0.5370 mg/L	0.5370 mg/L	19:37:14
1	Sr 407.771†	3112870.5	2989218.8	0.1302 mg/L	0.1302 mg/L	19:36:48
1	Ti 337.279†	2108952.2	2030957.1	2.658 mg/L	2.658 mg/L	19:36:48
1	Tl 190.801†	451.2	436.0	0.3977 mg/L	0.3977 mg/L	19:37:14
1	V 292.402†	133610.1	129925.1	0.4870 mg/L	0.4870 mg/L	19:36:54
1	Zn 213.857†	160764.3	154050.3	2.127 mg/L	2.127 mg/L	19:36:54
2	K 766.490†	52761.1	50588.3	26.13 mg/L	26.13 mg/L	19:36:26
2	Li 670.784†	16939.6	16262.4	0.4778 mg/L	0.4778 mg/L	19:36:26
2	Na 589.592	207444.0	208504.1	26.11 mg/L	26.11 mg/L	19:36:26
2	Y 371.029	3463118.2	3463118.2	1.04 mg/L		19:37:33
2	Ag 328.068†	324321.6	316627.5	1.075 mg/L	1.075 mg/L	19:37:38
2	Al 237.313†	420662.2	406249.2	47.04 mg/L	47.04 mg/L	19:37:33
2	As 188.979†	252.1	238.2	0.4275 mg/L	0.4275 mg/L	19:37:59
2	B 182.528†	135.7	133.9	0.4356 mg/L	0.4356 mg/L	19:37:59
2	Ba 233.527†	75907.6	73474.2	0.6463 mg/L	0.6463 mg/L	19:37:38
2	Be 313.107†	225473.9	215282.7	0.0419 mg/L	0.0419 mg/L	19:37:38
2	Ca 315.886†	1854875.8	1790195.6	13.30 mg/L	13.30 mg/L	19:37:33
2	Cd 228.802†	8937.4	8513.7	0.2222 mg/L	0.2222 mg/L	19:37:59
2	Co 228.616†	16202.6	15838.9	0.4404 mg/L	0.4404 mg/L	19:37:38
2	Cr 267.716†	77682.8	74116.4	0.4893 mg/L	0.4893 mg/L	19:37:38
2	Cu 324.752†	811221.3	778107.1	2.902 mg/L	2.902 mg/L	19:37:33
2	Fe 234.349†	6791877.5	6558187.5	137.7 mg/L	137.7 mg/L	19:37:33
2	Fe 238.204†	15251478.5	14727455.0	127.0 mg/L	127.0 mg/L	19:37:23
2	Mg 279.077†	532042.1	513342.7	20.25 mg/L	20.25 mg/L	19:37:33
2	Mn 257.610†	2461807.7	2375738.0	2.894 mg/L	2.894 mg/L	19:37:33
2	Mo 202.031†	5658.0	5406.2	0.3972 mg/L	0.3972 mg/L	19:37:59
2	Ni 231.604†	17356.7	16767.1	0.6460 mg/L	0.6460 mg/L	19:37:38
2	P 214.914†	13913.9	13330.0	9.748 mg/L	9.748 mg/L	19:37:59
2	Pb 220.353†	67295.4	65121.1	7.444 mg/L	7.444 mg/L	19:37:38
2	Sb 206.836†	697.3	652.4	0.3194 mg/L	0.3194 mg/L	19:37:59
2	Se 196.026†	525.4	518.4	0.7482 mg/L	0.7482 mg/L	19:37:59
2	Sn 189.927†	1997.1	1851.2	0.5347 mg/L	0.5347 mg/L	19:37:59
2	Sr 407.771†	3111855.9	2999053.4	0.1306 mg/L	0.1306 mg/L	19:37:33
2	Ti 337.279†	2101612.7	2031195.9	2.658 mg/L	2.658 mg/L	19:37:33
2	Tl 190.801†	451.9	438.3	0.3996 mg/L	0.3996 mg/L	19:37:59
2	V 292.402†	133170.7	129965.0	0.4872 mg/L	0.4872 mg/L	19:37:38
2	Zn 213.857†	160533.4	154385.8	2.132 mg/L	2.132 mg/L	19:37:38

Mean Data: BG61408-MS2

Analyte	Mean Corrected Intensity	Calib Conc. Units	Std.Dev.	Sample Conc. Units	Std.Dev.	RSD
Y 371.029	3469369.9	1.04 mg/L	0.003			0.25%
Ag 328.068†	316483.0	1.074 mg/L	0.0007	1.074 mg/L	0.0007	0.06%
Al 237.313†	405929.5	47.00 mg/L	0.052	47.00 mg/L	0.052	0.11%
As 188.979†	238.7	0.4284 mg/L	0.00127	0.4284 mg/L	0.00127	0.30%
B 182.528†	133.9	0.4356 mg/L	0.00001	0.4356 mg/L	0.00001	0.00%
Ba 233.527†	73385.2	0.6455 mg/L	0.00111	0.6455 mg/L	0.00111	0.17%
Be 313.107†	214950.5	0.0418 mg/L	0.00010	0.0418 mg/L	0.00010	0.23%
Ca 315.886†	1789388.7	13.29 mg/L	0.008	13.29 mg/L	0.008	0.06%
Cd 228.802†	8525.0	0.2225 mg/L	0.00040	0.2225 mg/L	0.00040	0.18%
Co 228.616†	15799.4	0.4393 mg/L	0.00158	0.4393 mg/L	0.00158	0.36%
Cr 267.716†	73988.4	0.4885 mg/L	0.00119	0.4885 mg/L	0.00119	0.24%
Cu 324.752†	774869.3	2.890 mg/L	0.0170	2.890 mg/L	0.0170	0.59%
Fe 234.349†	6553978.6	137.6 mg/L	0.12	137.6 mg/L	0.12	0.09%
Fe 238.204†	14744025.3	127.1 mg/L	0.20	127.1 mg/L	0.20	0.16%
K 766.490†	50554.1	26.11 mg/L	0.025	26.11 mg/L	0.025	0.10%
Li 670.784†	16316.1	0.4794 mg/L	0.00224	0.4794 mg/L	0.00224	0.47%
Mg 279.077†	513276.7	20.25 mg/L	0.004	20.25 mg/L	0.004	0.02%
Mn 257.610†	2373625.6	2.892 mg/L	0.0036	2.892 mg/L	0.0036	0.13%
Mo 202.031†	5396.9	0.3965 mg/L	0.00097	0.3965 mg/L	0.00097	0.24%
Na 589.592	208293.8	26.09 mg/L	0.037	26.09 mg/L	0.037	0.14%
Ni 231.604†	16830.8	0.6485 mg/L	0.00349	0.6485 mg/L	0.00349	0.54%
P 214.914†	13353.0	9.765 mg/L	0.0238	9.765 mg/L	0.0238	0.24%
Pb 220.353†	64986.2	7.428 mg/L	0.0218	7.428 mg/L	0.0218	0.29%
Sb 206.836†	651.3	0.3189 mg/L	0.00071	0.3189 mg/L	0.00071	0.22%

Se 196.026†	521.5	0.7526 mg/L	0.00625	0.7526 mg/L	0.00625	0.83%
Sn 189.927†	1855.4	0.5359 mg/L	0.00169	0.5359 mg/L	0.00169	0.31%
Sr 407.771†	2994136.1	0.1304 mg/L	0.00030	0.1304 mg/L	0.00030	0.23%
Ti 337.279†	2031076.5	2.658 mg/L	0.0002	2.658 mg/L	0.0002	0.01%
Tl 190.801†	437.2	0.3986 mg/L	0.00137	0.3986 mg/L	0.00137	0.34%
V 292.402†	129945.0	0.4871 mg/L	0.00011	0.4871 mg/L	0.00011	0.02%
Zn 213.857†	154218.1	2.130 mg/L	0.0033	2.130 mg/L	0.0033	0.16%

Matrix Recovery Check: BG61408-MS2

Analyte	Expected Conc.	Measured Conc.	Std. Dev.	Units	Recovery (%)
K 766.490	32.31	26.11	0.025	mg/L	75.2
Li 670.784	0.5898	0.4794	0.002	mg/L	77.9
Na 589.592	30.54	26.09	0.037	mg/L	82.2
Ag 328.068	1.125	1.074	0.001	mg/L	79.5
Al 237.313	55.42	47.00	0.052	mg/L	-236.7
As 188.979	0.5641	0.4284	0.001	mg/L	72.9
B 182.528	0.5585	0.4356	0.000	mg/L	75.4
Ba 233.527	0.8115	0.6455	0.001	mg/L	66.8
Be 313.107	0.0526	0.0418	0.000	mg/L	78.5
Ca 315.886	16.66	13.29	0.008	mg/L	32.7
Cd 228.802	0.2735	0.2225	0.000	mg/L	79.6
Co 228.616	0.5631	0.4393	0.002	mg/L	75.2
Cr 267.716	0.5918	0.4885	0.001	mg/L	79.3
Cu 324.752	12.95	2.890	0.017	mg/L	-1912.0
Fe 234.349	114.9	137.6	0.125	mg/L	1008.4
Fe 238.204	109.6	127.1	0.202	mg/L	802.9
Mg 279.077	23.37	20.25	0.004	mg/L	37.6
Mn 257.610	3.132	2.892	0.004	mg/L	51.9
Mo 202.031	0.5069	0.3965	0.001	mg/L	77.9
Ni 231.604	1.304	0.6485	0.003	mg/L	-31.1
P 214.914	14.28	9.765	0.024	mg/L	9.6
Pb 220.353	7.208	7.428	0.022	mg/L	144.0
Sb 206.836	0.5077	0.3189	0.001	mg/L	62.3
Se 196.026	1.004	0.7526	0.006	mg/L	74.9
Sn 189.927	0.7279	0.5359	0.002	mg/L	61.6
Sr 407.771	0.1688	0.1304	0.000	mg/L	23.2
Ti 337.279	2.766	2.658	0.000	mg/L	78.4
Tl 190.801	0.5203	0.3986	0.001	mg/L	75.7
V 292.402	0.5898	0.4871	0.000	mg/L	79.5
Zn 213.857	7.221	2.130	0.003	mg/L	-918.2

Sequence No.: 47
Sample ID: BG61408-SD2
Analyst:
Initial Sample Wt:
Dilution:

Autosampler Location: 37
Date Collected: 7/14/2006 7:39:38 PM
Data Type: Original
Initial Sample Vol:
Sample Prep Vol:

Replicate Data: BG61408-SD2

Repl#	Analyte	Net Intensity	Corrected Intensity	Calib. Conc.	Units	Sample Conc.	Units	Analysis Time
1	K 766.490†	3425.7	3075.2	1.697	mg/L	1.697	mg/L	19:41:18
1	Li 670.784†	828.5	735.3	0.0200	mg/L	0.0200	mg/L	19:41:18
1	Na 589.592	8632.5	9692.6	1.075	mg/L	1.075	mg/L	19:41:18
1	Y 371.029	3331825.9	3331825.9	0.996	mg/L			19:41:33
1	Ag 328.068†	55185.2	58820.4	0.1992	mg/L	0.1992	mg/L	19:41:38
1	Al 237.313†	100720.8	101112.1	11.75	mg/L	11.75	mg/L	19:41:38
1	As 188.979†	15.6	10.4	0.0110	mg/L	0.0110	mg/L	19:41:58
1	B 182.528†	-0.2	2.6	0.0066	mg/L	0.0066	mg/L	19:41:58
1	Ba 233.527†	7627.7	7826.0	0.0689	mg/L	0.0689	mg/L	19:41:38
1	Be 313.107†	6843.9	4410.4	0.0006	mg/L	0.0006	mg/L	19:41:38
1	Ca 315.886†	343730.6	343951.4	2.554	mg/L	2.554	mg/L	19:41:33
1	Cd 228.802†	317.7	201.6	0.0051	mg/L	0.0051	mg/L	19:41:58
1	Co 228.616†	353.9	547.2	0.0134	mg/L	0.0134	mg/L	19:41:58
1	Cr 267.716†	4150.7	3263.8	0.0220	mg/L	0.0220	mg/L	19:41:38
1	Cu 324.752†	731079.9	728534.6	2.697	mg/L	2.697	mg/L	19:41:33
1	Fe 234.349†	1220893.4	1224705.6	25.70	mg/L	25.70	mg/L	19:41:33
1	Fe 238.204†	2978273.1	2988462.4	25.76	mg/L	25.76	mg/L	19:41:33
1	Mg 279.077†	107285.4	107234.6	4.228	mg/L	4.228	mg/L	19:41:38

1	Mn 257.610†	481207.9	481369.6	0.5847 mg/L	0.5847 mg/L	19:41:33
1	Mo 202.031†	71.1	13.7	0.0014 mg/L	0.0014 mg/L	19:41:58
1	Ni 231.604†	4623.6	4646.6	0.1753 mg/L	0.1753 mg/L	19:41:38
1	P 214.914†	3054.4	2959.2	2.172 mg/L	2.172 mg/L	19:41:58
1	Pb 220.353†	13340.9	13524.5	1.544 mg/L	1.544 mg/L	19:41:38
1	Sb 206.836†	26.8	5.8	0.0030 mg/L	0.0030 mg/L	19:41:58
1	Se 196.026†	-4.1	7.0	0.0014 mg/L	0.0014 mg/L	19:41:58
1	Sn 189.927†	243.0	166.5	0.0475 mg/L	0.0475 mg/L	19:41:58
1	Sr 407.771†	610043.6	606248.8	0.0262 mg/L	0.0262 mg/L	19:41:33
1	Ti 337.279†	374652.7	377714.6	0.4934 mg/L	0.4934 mg/L	19:41:33
1	Tl 190.801†	-6.6	-4.8	0.0037 mg/L	0.0037 mg/L	19:41:58
1	V 292.402†	4942.2	6321.8	0.0205 mg/L	0.0205 mg/L	19:41:38
1	Zn 213.857†	111561.4	111338.6	1.545 mg/L	1.545 mg/L	19:41:38
2	K 766.490†	3555.6	3204.1	1.763 mg/L	1.763 mg/L	19:41:23
2	Li 670.784†	797.6	704.0	0.0191 mg/L	0.0191 mg/L	19:41:23
2	Na 589.592	8530.9	9591.0	1.062 mg/L	1.062 mg/L	19:41:23
2	Y 371.029	3333159.9	3333159.9	0.997 mg/L	0.997 mg/L	19:42:06
2	Ag 328.068†	55699.4	59314.2	0.2009 mg/L	0.2009 mg/L	19:42:11
2	Al 237.313†	102183.4	102539.2	11.92 mg/L	11.92 mg/L	19:42:11
2	As 188.979†	16.3	11.0	0.0123 mg/L	0.0123 mg/L	19:42:31
2	B 182.528†	1.1	4.0	0.0111 mg/L	0.0111 mg/L	19:42:31
2	Ba 233.527†	7763.6	7959.3	0.0700 mg/L	0.0700 mg/L	19:42:11
2	Be 313.107†	6993.9	4558.2	0.0007 mg/L	0.0007 mg/L	19:42:11
2	Ca 315.886†	344012.4	344096.1	2.555 mg/L	2.555 mg/L	19:42:06
2	Cd 228.802†	305.6	189.3	0.0048 mg/L	0.0048 mg/L	19:42:31
2	Co 228.616†	363.5	556.7	0.0137 mg/L	0.0137 mg/L	19:42:31
2	Cr 267.716†	4295.9	3407.8	0.0230 mg/L	0.0230 mg/L	19:42:11
2	Cu 324.752†	726263.1	723407.9	2.678 mg/L	2.678 mg/L	19:42:06
2	Fe 234.349†	1223329.3	1226659.2	25.74 mg/L	25.74 mg/L	19:42:06
2	Fe 238.204†	2976594.7	2985581.9	25.73 mg/L	25.73 mg/L	19:42:06
2	Mg 279.077†	108755.7	108666.7	4.285 mg/L	4.285 mg/L	19:42:11
2	Mn 257.610†	481037.4	481005.2	0.5842 mg/L	0.5842 mg/L	19:42:06
2	Mo 202.031†	71.8	14.4	0.0014 mg/L	0.0014 mg/L	19:42:31
2	Ni 231.604†	4774.7	4796.3	0.1812 mg/L	0.1812 mg/L	19:42:11
2	P 214.914†	3071.1	2974.6	2.183 mg/L	2.183 mg/L	19:42:31
2	Pb 220.353†	13534.2	13713.1	1.565 mg/L	1.565 mg/L	19:42:11
2	Sb 206.836†	25.7	4.8	0.0025 mg/L	0.0025 mg/L	19:42:31
2	Se 196.026†	-11.1	-0.1	-0.0089 mg/L	-0.0089 mg/L	19:42:31
2	Sn 189.927†	235.1	158.5	0.0452 mg/L	0.0452 mg/L	19:42:31
2	Sr 407.771†	610179.6	606140.2	0.0262 mg/L	0.0262 mg/L	19:42:06
2	Ti 337.279†	374592.7	377503.9	0.4931 mg/L	0.4931 mg/L	19:42:06
2	Tl 190.801†	6.9	8.8	0.0148 mg/L	0.0148 mg/L	19:42:31
2	V 292.402†	4998.8	6376.6	0.0207 mg/L	0.0207 mg/L	19:42:11
2	Zn 213.857†	113148.1	112885.7	1.567 mg/L	1.567 mg/L	19:42:11

Mean Data: BG61408-SD2

Analyte	Mean Corrected			Sample			RSD
	Intensity	Conc.	Units	Conc.	Units	Std.Dev.	
Y 371.029	3332492.9	0.996	mg/L	0.0003			0.03%
Ag 328.068†	59067.3	0.2000	mg/L	0.00118	0.2000	0.00118	0.59%
Al 237.313†	101825.7	11.84	mg/L	0.118	11.84	0.118	1.00%
As 188.979†	10.7	0.0117	mg/L	0.00086	0.0117	0.00086	7.38%
B 182.528†	3.3	0.0089	mg/L	0.00316	0.0089	0.00316	35.59%
Ba 233.527†	7892.7	0.0694	mg/L	0.00083	0.0694	0.00083	1.19%
Be 313.107†	4484.3	0.0006	mg/L	0.00002	0.0006	0.00002	3.32%
Ca 315.886†	344023.8	2.555	mg/L	0.0008	2.555	0.0008	0.03%
Cd 228.802†	195.5	0.0049	mg/L	0.00023	0.0049	0.00023	4.63%
Co 228.616†	552.0	0.0136	mg/L	0.00019	0.0136	0.00019	1.39%
Cr 267.716†	3335.8	0.0225	mg/L	0.00067	0.0225	0.00067	2.96%
Cu 324.752†	725971.2	2.687	mg/L	0.0134	2.687	0.0134	0.50%
Fe 234.349†	1225682.4	25.72	mg/L	0.029	25.72	0.029	0.11%
Fe 238.204†	2987022.2	25.75	mg/L	0.018	25.75	0.018	0.07%
K 766.490†	3139.6	1.730	mg/L	0.0469	1.730	0.0469	2.71%
Li 670.784†	719.6	0.0195	mg/L	0.00065	0.0195	0.00065	3.34%
Mg 279.077†	107950.6	4.256	mg/L	0.0400	4.256	0.0400	0.94%
Mn 257.610†	481187.4	0.5844	mg/L	0.00031	0.5844	0.00031	0.05%
Mo 202.031†	14.0	0.0014	mg/L	0.00003	0.0014	0.00003	2.46%
Na 589.592	9641.8	1.069	mg/L	0.0090	1.069	0.0090	0.85%
Ni 231.604†	4721.5	0.1783	mg/L	0.00411	0.1783	0.00411	2.30%
P 214.914†	2966.9	2.177	mg/L	0.0080	2.177	0.0080	0.37%
Pb 220.353†	13618.8	1.554	mg/L	0.0153	1.554	0.0153	0.98%

Element	Conc.	Unit	Std. Dev.	Unit	Conc.	%
Sb 206.836†	5.3	0.0027 mg/L	0.00040	0.0027 mg/L	0.00040	14.45%
Se 196.026†	3.4	-0.0037 mg/L	0.00730	-0.0037 mg/L	0.00730	196.28%
Sn 189.927†	162.5	0.0463 mg/L	0.00160	0.0463 mg/L	0.00160	3.46%
Sr 407.771†	606194.5	0.0262 mg/L	0.00000	0.0262 mg/L	0.00000	0.01%
Ti 337.279†	377609.2	0.4932 mg/L	0.00020	0.4932 mg/L	0.00020	0.04%
Tl 190.801†	2.0	0.0092 mg/L	0.00788	0.0092 mg/L	0.00788	85.28%
V 292.402†	6349.2	0.0206 mg/L	0.00015	0.0206 mg/L	0.00015	0.71%
Zn 213.857†	112112.2	1.556 mg/L	0.0152	1.556 mg/L	0.0152	0.98%

Dilution Check: BG61408-SD2

Analyte	Expected Conc.	Measured Conc.	Std. Dev.	Units	Difference (%)
K 766.490	1.463	1.730	0.047	mg/L	18.3
Li 670.784	0.0180	0.0195	0.001	mg/L	8.6
Na 589.592	1.109	1.069	0.009	mg/L	3.6
Y 371.029			0.000	mg/L	Not calculated
Ag 328.068	0.1751	0.2000	0.001	mg/L	14.3
Al 237.313	10.58	11.84	0.118	mg/L	11.8
As 188.979	0.0128	0.0117	0.001	mg/L	9.1
B 182.528	0.0117	0.0089	0.003	mg/L	24.1
Ba 233.527	0.0623	0.0694	0.001	mg/L	11.5
Be 313.107	0.0005	0.0006	0.000	mg/L	24.1
Ca 315.886	2.332	2.555	0.001	mg/L	9.5
Cd 228.802	0.0047	0.0049	0.000	mg/L	5.1
Co 228.616	0.0126	0.0136	0.000	mg/L	7.6
Cr 267.716	0.0184	0.0225	0.001	mg/L	22.6
Cu 324.752	2.490	2.687	0.013	mg/L	7.9
Fe 234.349	22.47	25.72	0.029	mg/L	14.5
Fe 238.204	21.41	25.75	0.018	mg/L	20.2
Mg 279.077	3.673	4.256	0.040	mg/L	15.9
Mn 257.610	0.5264	0.5844	0.000	mg/L	11.0
Mo 202.031	0.0014	0.0014	0.000	mg/L	1.8
Ni 231.604	0.1608	0.1783	0.004	mg/L	10.8
P 214.914	1.857	2.177	0.008	mg/L	17.3
Pb 220.353	1.342	1.554	0.015	mg/L	15.9
Sb 206.836	0.0015	0.0027	0.000	mg/L	79.1
Se 196.026	0.0007	-0.0037	0.007	mg/L	611.7
Sn 189.927	0.0456	0.0463	0.002	mg/L	1.7
Sr 407.771	0.0238	0.0262	0.000	mg/L	10.3
Ti 337.279	0.4532	0.4932	0.000	mg/L	8.8
Tl 190.801	0.0041	0.0092	0.008	mg/L	127.5
V 292.402	0.0180	0.0206	0.000	mg/L	14.9
Zn 213.857	1.344	1.556	0.015	mg/L	15.7

Sequence No.: 48

Sample ID: BG61408-PDS2

Analyst:

Initial Sample Wt:

Dilution:

Autosampler Location: 38

Date Collected: 7/14/2006 7:44:11 PM

Data Type: Original

Initial Sample Vol:

Sample Prep Vol:

Replicate Data: BG61408-PDS2

Repl#	Analyte	Net	Corrected	Calib.	Sample	Analysis
		Intensity	Intensity	Conc. Units	Conc. Units	Time
1	K 766.490†	59532.7	56171.8	29.00 mg/L	29.00 mg/L	19:45:50
1	Li 670.784†	19146.9	18086.6	0.5316 mg/L	0.5316 mg/L	19:45:50
1	Na 589.592	229159.8	230220.0	28.85 mg/L	28.85 mg/L	19:45:50
1	Y 371.029	3521676.6	3521676.6	1.05 mg/L		19:46:15
1	Ag 328.068†	332877.6	319544.8	1.083 mg/L	1.083 mg/L	19:46:21
1	Al 237.313†	498557.3	473467.3	55.03 mg/L	55.03 mg/L	19:46:15
1	As 188.979†	287.1	267.4	0.4812 mg/L	0.4812 mg/L	19:46:41
1	B 182.528†	150.6	145.9	0.4749 mg/L	0.4749 mg/L	19:46:41
1	Ba 233.527†	88836.9	84533.5	0.7436 mg/L	0.7436 mg/L	19:46:21
1	Be 313.107†	252828.6	237639.4	0.0462 mg/L	0.0462 mg/L	19:46:15
1	Ca 315.886†	2283823.9	2167760.9	16.11 mg/L	16.11 mg/L	19:46:15
1	Cd 228.802†	9796.1	9185.6	0.2396 mg/L	0.2396 mg/L	19:46:41
1	Co 228.616†	18262.4	17534.9	0.4881 mg/L	0.4881 mg/L	19:46:21
1	Cr 267.716†	85470.9	80265.0	0.5279 mg/L	0.5279 mg/L	19:46:21
1	Cu 324.752†	3501827.5	3320214.5	12.30 mg/L	12.30 mg/L	19:46:08
1	Fe 234.349†	5690833.2	5403518.4	113.4 mg/L	113.4 mg/L	19:46:08

1	Fe 238.204†	13177876.2	12513354.1	107.9 mg/L	107.9 mg/L	19:46:08
1	Mg 279.077†	597428.3	566893.3	22.37 mg/L	22.37 mg/L	19:46:15
1	Mn 257.610†	2634104.0	2499828.1	3.046 mg/L	3.046 mg/L	19:46:15
1	Mo 202.031†	6387.0	6007.7	0.4414 mg/L	0.4414 mg/L	19:46:41
1	Ni 231.604†	33735.7	32042.7	1.239 mg/L	1.239 mg/L	19:46:21
1	P 214.914†	19071.8	18004.8	13.16 mg/L	13.16 mg/L	19:46:21
1	Pb 220.353†	64347.0	61240.6	6.999 mg/L	6.999 mg/L	19:46:21
1	Sb 206.836†	914.5	847.4	0.4175 mg/L	0.4175 mg/L	19:46:41
1	Se 196.026†	594.5	575.6	0.8316 mg/L	0.8316 mg/L	19:46:41
1	Sn 189.927†	2528.3	2323.6	0.6685 mg/L	0.6685 mg/L	19:46:41
1	Sr 407.771†	3881150.1	3679644.0	0.1603 mg/L	0.1603 mg/L	19:46:08
1	Ti 337.279†	2162935.3	2055683.8	2.690 mg/L	2.690 mg/L	19:46:15
1	Tl 190.801†	514.4	490.4	0.4446 mg/L	0.4446 mg/L	19:46:41
1	V 292.402†	144736.3	138809.8	0.5252 mg/L	0.5252 mg/L	19:46:21
1	Zn 213.857†	539795.9	511974.5	7.102 mg/L	7.102 mg/L	19:46:15
2	K 766.490†	58846.5	55965.7	28.89 mg/L	28.89 mg/L	19:45:55
2	Li 670.784†	18820.6	17919.1	0.5267 mg/L	0.5267 mg/L	19:45:55
2	Na 589.592	228340.0	229400.1	28.75 mg/L	28.75 mg/L	19:45:55
2	Y 371.029	3493818.9	3493818.9	1.04 mg/L	1.04 mg/L	19:46:58
2	Ag 328.068†	332760.8	321953.5	1.092 mg/L	1.092 mg/L	19:47:03
2	Al 237.313†	495598.6	474410.3	55.14 mg/L	55.14 mg/L	19:46:58
2	As 188.979†	285.6	268.2	0.4826 mg/L	0.4826 mg/L	19:47:23
2	B 182.528†	153.9	150.2	0.4888 mg/L	0.4888 mg/L	19:47:23
2	Ba 233.527†	88729.1	85103.1	0.7486 mg/L	0.7486 mg/L	19:47:03
2	Be 313.107†	250736.0	237550.8	0.0462 mg/L	0.0462 mg/L	19:46:58
2	Ca 315.886†	2266848.2	2168804.5	16.11 mg/L	16.11 mg/L	19:46:58
2	Cd 228.802†	9749.3	9215.0	0.2403 mg/L	0.2403 mg/L	19:47:23
2	Co 228.616†	18169.8	17584.5	0.4895 mg/L	0.4895 mg/L	19:47:03
2	Cr 267.716†	85570.5	81007.5	0.5327 mg/L	0.5327 mg/L	19:47:03
2	Cu 324.752†	3509772.8	3354335.6	12.43 mg/L	12.43 mg/L	19:46:50
2	Fe 234.349†	5656592.2	5413833.0	113.6 mg/L	113.6 mg/L	19:46:50
2	Fe 238.204†	13073582.1	12513303.9	107.9 mg/L	107.9 mg/L	19:46:50
2	Mg 279.077†	592527.5	566725.9	22.37 mg/L	22.37 mg/L	19:46:58
2	Mn 257.610†	2615548.5	2502011.7	3.048 mg/L	3.048 mg/L	19:46:58
2	Mo 202.031†	6308.3	5980.7	0.4394 mg/L	0.4394 mg/L	19:47:23
2	Ni 231.604†	32670.4	31278.4	1.209 mg/L	1.209 mg/L	19:47:03
2	P 214.914†	19192.1	18264.3	13.35 mg/L	13.35 mg/L	19:47:03
2	Pb 220.353†	64429.0	61806.4	7.063 mg/L	7.063 mg/L	19:47:03
2	Sb 206.836†	906.9	847.1	0.4172 mg/L	0.4172 mg/L	19:47:23
2	Se 196.026†	592.6	578.3	0.8356 mg/L	0.8356 mg/L	19:47:23
2	Sn 189.927†	2514.6	2329.6	0.6702 mg/L	0.6702 mg/L	19:47:23
2	Sr 407.771†	3863670.0	3692299.6	0.1609 mg/L	0.1609 mg/L	19:46:50
2	Ti 337.279†	2149605.5	2059301.8	2.695 mg/L	2.695 mg/L	19:46:58
2	Tl 190.801†	499.4	479.9	0.4360 mg/L	0.4360 mg/L	19:47:23
2	V 292.402†	144608.7	139783.6	0.5288 mg/L	0.5288 mg/L	19:47:03
2	Zn 213.857†	537046.8	513430.4	7.123 mg/L	7.123 mg/L	19:46:58

Mean Data: BG61408-PDS2

Analyte	Mean Corrected		Calib Conc. Units	Std.Dev.	Sample		RSD
	Intensity	Conc.			Conc.	Units	
Y 371.029	3507747.7	1.05 mg/L	0.006				0.56%
Ag 328.068†	320749.1	1.088 mg/L	0.0058		1.088 mg/L	0.0058	0.53%
Al 237.313†	473938.8	55.08 mg/L	0.078		55.08 mg/L	0.078	0.14%
As 188.979†	267.8	0.4819 mg/L	0.00101		0.4819 mg/L	0.00101	0.21%
B 182.528†	148.0	0.4818 mg/L	0.00980		0.4818 mg/L	0.00980	2.03%
Ba 233.527†	84818.3	0.7461 mg/L	0.00354		0.7461 mg/L	0.00354	0.47%
Be 313.107†	237595.1	0.0462 mg/L	0.00001		0.0462 mg/L	0.00001	0.03%
Ca 315.886†	2168282.7	16.11 mg/L	0.005		16.11 mg/L	0.005	0.03%
Cd 228.802†	9200.3	0.2400 mg/L	0.00054		0.2400 mg/L	0.00054	0.22%
Co 228.616†	17559.7	0.4888 mg/L	0.00099		0.4888 mg/L	0.00099	0.20%
Cr 267.716†	80636.2	0.5303 mg/L	0.00343		0.5303 mg/L	0.00343	0.65%
Cu 324.752†	3337275.1	12.37 mg/L	0.089		12.37 mg/L	0.089	0.72%
Fe 234.349†	5408675.7	113.5 mg/L	0.15		113.5 mg/L	0.15	0.14%
Fe 238.204†	12513329.0	107.9 mg/L	0.00		107.9 mg/L	0.00	0.00%
K 766.490†	56068.8	28.94 mg/L	0.075		28.94 mg/L	0.075	0.26%
Li 670.784†	18002.9	0.5291 mg/L	0.00349		0.5291 mg/L	0.00349	0.66%
Mg 279.077†	566809.6	22.37 mg/L	0.005		22.37 mg/L	0.005	0.02%
Mn 257.610†	2500919.9	3.047 mg/L	0.0019		3.047 mg/L	0.0019	0.06%
Mo 202.031†	5994.2	0.4404 mg/L	0.00140		0.4404 mg/L	0.00140	0.32%
Na 589.592	229810.0	28.80 mg/L	0.073		28.80 mg/L	0.073	0.25%
Ni 231.604†	31660.6	1.224 mg/L	0.0210		1.224 mg/L	0.0210	1.71%

P 214.914†	18134.6	13.26 mg/L	0.134	13.26 mg/L	0.134	1.01%
Pb 220.353†	61523.5	7.031 mg/L	0.0457	7.031 mg/L	0.0457	0.65%
Sb 206.836†	847.2	0.4173 mg/L	0.00018	0.4173 mg/L	0.00018	0.04%
Se 196.026†	576.9	0.8336 mg/L	0.00278	0.8336 mg/L	0.00278	0.33%
Sn 189.927†	2326.6	0.6693 mg/L	0.00121	0.6693 mg/L	0.00121	0.18%
Sr 407.771†	3685971.8	0.1606 mg/L	0.00039	0.1606 mg/L	0.00039	0.24%
Ti 337.279†	2057492.8	2.693 mg/L	0.0033	2.693 mg/L	0.0033	0.12%
Tl 190.801†	485.2	0.4403 mg/L	0.00611	0.4403 mg/L	0.00611	1.39%
V 292.402†	139296.7	0.5270 mg/L	0.00261	0.5270 mg/L	0.00261	0.50%
Zn 213.857†	512702.5	7.113 mg/L	0.0145	7.113 mg/L	0.0145	0.20%

Matrix Recovery Check: BG61408-PDS2

Analyte	Expected Conc.	Measured Conc.	Std. Dev.	Units	Recovery (%)
K 766.490	32.31	28.94	0.075	mg/L	86.5
Li 670.784	0.5898	0.5291	0.003	mg/L	87.9
Na 589.592	30.54	28.80	0.073	mg/L	93.0
Ag 328.068	1.125	1.088	0.006	mg/L	84.9
Al 237.313	55.42	55.08	0.078	mg/L	86.5
As 188.979	0.5641	0.4819	0.001	mg/L	83.6
B 182.528	0.5585	0.4818	0.010	mg/L	84.7
Ba 233.527	0.8115	0.7461	0.004	mg/L	86.9
Be 313.107	0.0526	0.0462	0.000	mg/L	87.2
Ca 315.886	16.66	16.11	0.005	mg/L	89.0
Cd 228.802	0.2735	0.2400	0.001	mg/L	86.6
Co 228.616	0.5631	0.4888	0.001	mg/L	85.1
Cr 267.716	0.5918	0.5303	0.003	mg/L	87.7
Cu 324.752	12.95	12.37	0.089	mg/L	-16.5
Fe 234.349	114.9	113.5	0.153	mg/L	46.4
Fe 238.204	109.6	107.9	0.000	mg/L	33.4
Mg 279.077	23.37	22.37	0.005	mg/L	80.1
Mn 257.610	3.132	3.047	0.002	mg/L	83.0
Mo 202.031	0.5069	0.4404	0.001	mg/L	86.7
Ni 231.604	1.304	1.224	0.021	mg/L	83.9
P 214.914	14.28	13.26	0.134	mg/L	79.5
Pb 220.353	7.208	7.031	0.046	mg/L	64.6
Sb 206.836	0.5077	0.4173	0.000	mg/L	81.9
Se 196.026	1.004	0.8336	0.003	mg/L	83.0
Sn 189.927	0.7279	0.6693	0.001	mg/L	88.3
Sr 407.771	0.1688	0.1606	0.000	mg/L	83.6
Ti 337.279	2.766	2.693	0.003	mg/L	85.3
Tl 190.801	0.5203	0.4403	0.006	mg/L	84.0
V 292.402	0.5898	0.5270	0.003	mg/L	87.4
Zn 213.857	7.221	7.113	0.014	mg/L	78.3

Sequence No.: 49

Sample ID: CCV

Analyst:

Initial Sample Wt:

Dilution:

Autosampler Location: 3

Date Collected: 7/14/2006 7:49:04 PM

Data Type: Original

Initial Sample Vol:

Sample Prep Vol:

Replicate Data: CCV

Repl#	Analyte	Net Intensity	Corrected Intensity	Calib. Conc.	Units	Sample Conc.	Units	Analysis Time
1	K 766.490†	44693.8	46052.5	23.79	mg/L	23.79	mg/L	19:50:42
1	Li 670.784†	15834.2	16347.9	0.4803	mg/L	0.4803	mg/L	19:50:42
1	Na 589.592	196051.7	197111.8	24.68	mg/L	24.68	mg/L	19:50:42
1	Y 371.029	3220278.1	3220278.1	0.963	mg/L			19:50:57
1	Ag 328.068†	68096.0	74147.5	0.2504	mg/L	0.2504	mg/L	19:51:03
1	Al 237.313†	20150.9	20939.8	2.456	mg/L	2.456	mg/L	19:51:03
1	As 188.979†	257.0	261.6	0.4727	mg/L	0.4727	mg/L	19:51:23
1	B 182.528†	136.3	144.5	0.4702	mg/L	0.4702	mg/L	19:51:23
1	Ba 233.527†	54233.9	56493.2	0.4970	mg/L	0.4970	mg/L	19:51:03
1	Be 313.107†	238476.0	245205.6	0.0490	mg/L	0.0490	mg/L	19:50:57
1	Ca 315.886†	643250.8	666963.9	4.956	mg/L	4.956	mg/L	19:50:57
1	Cd 228.802†	9392.4	9637.0	0.2504	mg/L	0.2504	mg/L	19:51:23
1	Co 228.616†	16832.3	17672.8	0.4968	mg/L	0.4968	mg/L	19:51:03
1	Cr 267.716†	73784.4	75725.0	0.4933	mg/L	0.4933	mg/L	19:51:03
1	Cu 324.752†	139568.6	139650.8	0.5135	mg/L	0.5135	mg/L	19:51:03

1	Fe 234.349†	115371.6	119036.4	2.490 mg/L	2.490 mg/L	19:51:03
1	Fe 238.204†	283270.1	293170.3	2.518 mg/L	2.518 mg/L	19:51:03
1	Mg 279.077†	120640.5	124834.5	4.931 mg/L	4.931 mg/L	19:51:03
1	Mn 257.610†	397464.2	411130.6	0.4991 mg/L	0.4991 mg/L	19:50:57
1	Mo 202.031†	6612.7	6809.7	0.5003 mg/L	0.5003 mg/L	19:51:23
1	Ni 231.604†	11591.6	12043.9	0.4629 mg/L	0.4629 mg/L	19:51:03
1	P 214.914†	6594.8	6742.2	4.935 mg/L	4.935 mg/L	19:51:23
1	Pb 220.353†	4214.3	4510.2	0.5145 mg/L	0.5145 mg/L	19:51:23
1	Sb 206.836†	968.6	984.9	0.4898 mg/L	0.4898 mg/L	19:51:23
1	Se 196.026†	622.5	657.6	0.9513 mg/L	0.9513 mg/L	19:51:23
1	Sn 189.927†	1753.3	1743.4	0.4963 mg/L	0.4963 mg/L	19:51:23
1	Sr 407.771†	1113792.1	1150618.3	0.0500 mg/L	0.0500 mg/L	19:50:57
1	Ti 337.279†	364057.1	379737.2	0.4960 mg/L	0.4960 mg/L	19:50:57
1	Tl 190.801†	589.2	613.8	0.5065 mg/L	0.5065 mg/L	19:51:23
1	V 292.402†	120468.5	126471.3	0.4957 mg/L	0.4957 mg/L	19:51:03
1	Zn 213.857†	35624.2	36354.3	0.5035 mg/L	0.5035 mg/L	19:51:03
2	K 766.490†	44671.3	45944.0	23.74 mg/L	23.74 mg/L	19:50:47
2	Li 670.784†	15795.5	16277.7	0.4783 mg/L	0.4783 mg/L	19:50:47
2	Na 589.592	195224.9	196285.1	24.58 mg/L	24.58 mg/L	19:50:47
2	Y 371.029	3226195.5	3226195.5	0.965 mg/L	0.965 mg/L	19:51:30
2	Ag 328.068†	67985.9	73903.6	0.2496 mg/L	0.2496 mg/L	19:51:35
2	Al 237.313†	20211.2	20963.9	2.459 mg/L	2.459 mg/L	19:51:35
2	As 188.979†	252.6	256.6	0.4634 mg/L	0.4634 mg/L	19:51:55
2	B 182.528†	140.3	148.3	0.4826 mg/L	0.4826 mg/L	19:51:55
2	Ba 233.527†	54289.1	56447.2	0.4966 mg/L	0.4966 mg/L	19:51:35
2	Be 313.107†	238354.7	244625.6	0.0489 mg/L	0.0489 mg/L	19:51:30
2	Ca 315.886†	642493.9	664954.0	4.941 mg/L	4.941 mg/L	19:51:30
2	Cd 228.802†	9368.1	9593.9	0.2494 mg/L	0.2494 mg/L	19:51:55
2	Co 228.616†	16805.9	17613.4	0.4951 mg/L	0.4951 mg/L	19:51:35
2	Cr 267.716†	73828.2	75629.8	0.4927 mg/L	0.4927 mg/L	19:51:35
2	Cu 324.752†	140196.1	140035.4	0.5149 mg/L	0.5149 mg/L	19:51:35
2	Fe 234.349†	115311.1	118753.9	2.484 mg/L	2.484 mg/L	19:51:35
2	Fe 238.204†	283270.9	292631.6	2.514 mg/L	2.514 mg/L	19:51:35
2	Mg 279.077†	120843.0	124814.7	4.931 mg/L	4.931 mg/L	19:51:35
2	Mn 257.610†	396930.7	409820.4	0.4975 mg/L	0.4975 mg/L	19:51:30
2	Mo 202.031†	6613.5	6798.0	0.4994 mg/L	0.4994 mg/L	19:51:55
2	Ni 231.604†	11897.2	12338.5	0.4743 mg/L	0.4743 mg/L	19:51:35
2	P 214.914†	6596.6	6731.5	4.928 mg/L	4.928 mg/L	19:51:55
2	Pb 220.353†	4155.4	4441.0	0.5066 mg/L	0.5066 mg/L	19:51:55
2	Sb 206.836†	966.4	980.8	0.4877 mg/L	0.4877 mg/L	19:51:55
2	Se 196.026†	617.0	650.7	0.9413 mg/L	0.9413 mg/L	19:51:55
2	Sn 189.927†	1744.2	1730.7	0.4926 mg/L	0.4926 mg/L	19:51:55
2	Sr 407.771†	1115241.8	1149999.5	0.0499 mg/L	0.0499 mg/L	19:51:30
2	Ti 337.279†	364438.0	379438.6	0.4956 mg/L	0.4956 mg/L	19:51:30
2	Tl 190.801†	597.5	621.3	0.5126 mg/L	0.5126 mg/L	19:51:55
2	V 292.402†	120757.0	126540.9	0.4960 mg/L	0.4960 mg/L	19:51:35
2	Zn 213.857†	35574.1	36234.6	0.5018 mg/L	0.5018 mg/L	19:51:35

Mean Data: CCV

Analyte	Mean Corrected Intensity	Calib Conc. Units	Std.Dev.	Sample Conc. Units	Std.Dev.	RSD
Y 371.029	3223236.8	0.964 mg/L	0.0013			0.13%
Ag 328.068†	74025.5	0.2500 mg/L	0.00058	0.2500 mg/L	0.00058	0.23%
QC value within limits for Ag 328.068 Recovery = 99.99%						
Al 237.313†	20951.9	2.458 mg/L	0.0020	2.458 mg/L	0.0020	0.08%
QC value within limits for Al 237.313 Recovery = 98.31%						
As 188.979†	259.1	0.4681 mg/L	0.00652	0.4681 mg/L	0.00652	1.39%
QC value within limits for As 188.979 Recovery = 93.61%						
B 182.528†	146.4	0.4764 mg/L	0.00880	0.4764 mg/L	0.00880	1.85%
QC value within limits for B 182.528 Recovery = 95.28%						
Ba 233.527†	56470.2	0.4968 mg/L	0.00029	0.4968 mg/L	0.00029	0.06%
QC value within limits for Ba 233.527 Recovery = 99.35%						
Be 313.107†	244915.6	0.0489 mg/L	0.00008	0.0489 mg/L	0.00008	0.17%
QC value within limits for Be 313.107 Recovery = 97.82%						
Ca 315.886†	665959.0	4.949 mg/L	0.0106	4.949 mg/L	0.0106	0.21%
QC value within limits for Ca 315.886 Recovery = 98.97%						
Cd 228.802†	9615.5	0.2499 mg/L	0.00076	0.2499 mg/L	0.00076	0.30%
QC value within limits for Cd 228.802 Recovery = 99.96%						
Co 228.616†	17643.1	0.4960 mg/L	0.00119	0.4960 mg/L	0.00119	0.24%
QC value within limits for Co 228.616 Recovery = 99.19%						
Cr 267.716†	75677.4	0.4930 mg/L	0.00044	0.4930 mg/L	0.00044	0.09%

QC value within limits for Cr 267.716	Recovery = 98.59%					
Cu 324.752†	139843.1	0.5142 mg/L	0.00101	0.5142 mg/L	0.00101	0.20%
QC value within limits for Cu 324.752	Recovery = 102.84%					
Fe 234.349†	118895.2	2.487 mg/L	0.0043	2.487 mg/L	0.0043	0.17%
QC value within limits for Fe 234.349	Recovery = 99.46%					
Fe 238.204†	292901.0	2.516 mg/L	0.0033	2.516 mg/L	0.0033	0.13%
QC value within limits for Fe 238.204	Recovery = 100.65%					
K 766.490†	45998.3	23.77 mg/L	0.039	23.77 mg/L	0.039	0.17%
QC value within limits for K 766.490	Recovery = 95.07%					
Li 670.784†	16312.8	0.4793 mg/L	0.00147	0.4793 mg/L	0.00147	0.31%
QC value within limits for Li 670.784	Recovery = 95.86%					
Mg 279.077†	124824.6	4.931 mg/L	0.0006	4.931 mg/L	0.0006	0.01%
QC value within limits for Mg 279.077	Recovery = 98.62%					
Mn 257.610†	410475.5	0.4983 mg/L	0.00113	0.4983 mg/L	0.00113	0.23%
QC value within limits for Mn 257.610	Recovery = 99.66%					
Mo 202.031†	6803.9	0.4998 mg/L	0.00061	0.4998 mg/L	0.00061	0.12%
QC value within limits for Mo 202.031	Recovery = 99.96%					
Na 589.592	196698.4	24.63 mg/L	0.074	24.63 mg/L	0.074	0.30%
QC value within limits for Na 589.592	Recovery = 98.51%					
Ni 231.604†	12191.2	0.4686 mg/L	0.00808	0.4686 mg/L	0.00808	1.72%
QC value within limits for Ni 231.604	Recovery = 93.72%					
P 214.914†	6736.8	4.932 mg/L	0.0055	4.932 mg/L	0.0055	0.11%
QC value within limits for P 214.914	Recovery = 98.63%					
Pb 220.353†	4475.6	0.5105 mg/L	0.00559	0.5105 mg/L	0.00559	1.10%
QC value within limits for Pb 220.353	Recovery = 102.10%					
Sb 206.836†	982.8	0.4887 mg/L	0.00145	0.4887 mg/L	0.00145	0.30%
QC value within limits for Sb 206.836	Recovery = 97.75%					
Se 196.026†	654.1	0.9463 mg/L	0.00711	0.9463 mg/L	0.00711	0.75%
QC value within limits for Se 196.026	Recovery = 94.63%					
Sn 189.927†	1737.1	0.4945 mg/L	0.00256	0.4945 mg/L	0.00256	0.52%
QC value within limits for Sn 189.927	Recovery = 98.89%					
Sr 407.771†	1150308.9	0.0499 mg/L	0.00002	0.0499 mg/L	0.00002	0.04%
QC value within limits for Sr 407.771	Recovery = 99.89%					
Ti 337.279†	379587.9	0.4958 mg/L	0.00028	0.4958 mg/L	0.00028	0.06%
QC value within limits for Ti 337.279	Recovery = 99.17%					
Tl 190.801†	617.5	0.5096 mg/L	0.00433	0.5096 mg/L	0.00433	0.85%
QC value within limits for Tl 190.801	Recovery = 101.92%					
V 292.402†	126506.1	0.4959 mg/L	0.00018	0.4959 mg/L	0.00018	0.04%
QC value within limits for V 292.402	Recovery = 99.17%					
Zn 213.857†	36294.4	0.5027 mg/L	0.00123	0.5027 mg/L	0.00123	0.25%
QC value within limits for Zn 213.857	Recovery = 100.53%					

All analyte(s) passed QC.

Sequence No.: 50

Sample ID: ICCB

Analyst:

Initial Sample Wt:

Dilution:

Autosampler Location: 1

Date Collected: 7/14/2006 7:53:34 PM

Data Type: Original

Initial Sample Vol:

Sample Prep Vol:

Replicate Data: ICCB

Repl#	Analyte	Net Intensity	Corrected Intensity	Calib. Conc.	Units	Sample Conc.	Units	Analysis Time
1	K 766.490†	495.2	131.3	0.1832	mg/L	0.1832	mg/L	19:55:10
1	Li 670.784†	140.3	43.8	-0.0004	mg/L	-0.0004	mg/L	19:55:10
1	Na 589.592	-379.1	681.0	-0.0600	mg/L	-0.0600	mg/L	19:55:10
1	Y 371.029	3347563.2	3347563.2	1.00	mg/L			19:55:24
1	Ag 328.068†	-2560.4	869.7	0.0025	mg/L	0.0025	mg/L	19:55:29
1	Al 237.313†	-7.2	5.3	0.0103	mg/L	0.0103	mg/L	19:55:49
1	As 188.979†	7.7	2.5	-0.0030	mg/L	-0.0030	mg/L	19:55:49
1	B 182.528†	-0.1	2.8	0.0072	mg/L	0.0072	mg/L	19:55:49
1	Ba 233.527†	-165.7	4.0	0.0001	mg/L	0.0001	mg/L	19:55:49
1	Be 313.107†	2568.9	107.3	0.0000	mg/L	0.0000	mg/L	19:55:29
1	Ca 315.886†	1262.5	189.1	0.0002	mg/L	0.0002	mg/L	19:55:29
1	Cd 228.802†	115.8	-1.6	-0.0004	mg/L	-0.0004	mg/L	19:55:49
1	Co 228.616†	-207.9	-15.7	-0.0014	mg/L	-0.0014	mg/L	19:55:49
1	Cr 267.716†	914.0	10.7	-0.0004	mg/L	-0.0004	mg/L	19:55:29
1	Cu 324.752†	10458.6	5153.1	0.0151	mg/L	0.0151	mg/L	19:55:29
1	Fe 234.349†	1016.8	235.2	0.0008	mg/L	0.0008	mg/L	19:55:49
1	Fe 238.204†	1566.1	550.1	-0.0054	mg/L	-0.0054	mg/L	19:55:49
1	Mg 279.077†	500.0	45.2	-0.0018	mg/L	-0.0018	mg/L	19:55:29

1	Mn 257.610†	1610.6	-39.4	-0.0023 mg/L	-0.0023 mg/L	19:55:49
1	Mo 202.031†	81.8	24.0	0.0021 mg/L	0.0021 mg/L	19:55:49
1	Ni 231.604†	-2.6	3.0	-0.0048 mg/L	-0.0048 mg/L	19:55:49
1	P 214.914†	111.3	4.5	0.0133 mg/L	0.0133 mg/L	19:55:49
1	Pb 220.353†	-90.1	43.5	0.0028 mg/L	0.0028 mg/L	19:55:49
1	Sb 206.836†	22.7	1.6	0.0018 mg/L	0.0018 mg/L	19:55:49
1	Se 196.026†	-6.3	4.8	-0.0017 mg/L	-0.0017 mg/L	19:55:49
1	Sn 189.927†	68.3	-9.2	-0.0042 mg/L	-0.0042 mg/L	19:55:49
1	Sr 407.771†	6298.3	202.5	-0.0002 mg/L	-0.0002 mg/L	19:55:24
1	Ti 337.279†	-1428.6	225.3	-0.0008 mg/L	-0.0008 mg/L	19:55:29
1	Tl 190.801†	1.4	3.3	0.0013 mg/L	0.0013 mg/L	19:55:49
1	V 292.402†	-1262.1	100.1	0.0005 mg/L	0.0005 mg/L	19:55:29
1	Zn 213.857†	1219.2	575.5	0.0083 mg/L	0.0083 mg/L	19:55:49
2	K 766.490†	457.4	94.2	0.1642 mg/L	0.1642 mg/L	19:55:16
2	Li 670.784†	83.9	-12.3	-0.0021 mg/L	-0.0021 mg/L	19:55:16
2	Na 589.592	-434.0	626.1	-0.0669 mg/L	-0.0669 mg/L	19:55:16
2	Y 371.029	3342190.4	3342190.4	0.999 mg/L		19:55:55
2	Ag 328.068†	-2774.9	650.9	0.0017 mg/L	0.0017 mg/L	19:56:00
2	Al 237.313†	-15.8	-3.4	0.0093 mg/L	0.0093 mg/L	19:56:21
2	As 188.979†	6.8	1.5	-0.0048 mg/L	-0.0048 mg/L	19:56:21
2	B 182.528†	2.6	5.5	0.0160 mg/L	0.0160 mg/L	19:56:21
2	Ba 233.527†	-165.1	4.4	0.0001 mg/L	0.0001 mg/L	19:56:21
2	Be 313.107†	2491.7	34.1	0.0000 mg/L	0.0000 mg/L	19:56:00
2	Ca 315.886†	1299.5	228.1	0.0005 mg/L	0.0005 mg/L	19:56:00
2	Cd 228.802†	104.2	-13.0	-0.0007 mg/L	-0.0007 mg/L	19:56:21
2	Co 228.616†	-211.3	-19.5	-0.0015 mg/L	-0.0015 mg/L	19:56:21
2	Cr 267.716†	990.5	88.7	0.0002 mg/L	0.0002 mg/L	19:56:00
2	Cu 324.752†	10123.4	4834.5	0.0139 mg/L	0.0139 mg/L	19:56:00
2	Fe 234.349†	985.5	205.5	0.0002 mg/L	0.0002 mg/L	19:56:21
2	Fe 238.204†	1504.9	491.4	-0.0059 mg/L	-0.0059 mg/L	19:56:21
2	Mg 279.077†	467.3	13.2	-0.0031 mg/L	-0.0031 mg/L	19:56:00
2	Mn 257.610†	1602.5	-45.0	-0.0023 mg/L	-0.0023 mg/L	19:56:21
2	Mo 202.031†	57.4	-0.3	0.0004 mg/L	0.0004 mg/L	19:56:21
2	Ni 231.604†	-4.9	0.7	-0.0049 mg/L	-0.0049 mg/L	19:56:21
2	P 214.914†	113.1	6.4	0.0147 mg/L	0.0147 mg/L	19:56:21
2	Pb 220.353†	-114.4	19.0	0.0000 mg/L	0.0000 mg/L	19:56:21
2	Sb 206.836†	19.3	-1.7	0.0001 mg/L	0.0001 mg/L	19:56:21
2	Se 196.026†	-7.2	3.9	-0.0031 mg/L	-0.0031 mg/L	19:56:21
2	Sn 189.927†	69.2	-8.2	-0.0039 mg/L	-0.0039 mg/L	19:56:21
2	Sr 407.771†	6241.1	155.4	-0.0002 mg/L	-0.0002 mg/L	19:55:55
2	Ti 337.279†	-1380.5	271.1	-0.0008 mg/L	-0.0008 mg/L	19:56:00
2	Tl 190.801†	2.5	4.4	0.0022 mg/L	0.0022 mg/L	19:56:21
2	V 292.402†	-1255.3	104.9	0.0005 mg/L	0.0005 mg/L	19:56:00
2	Zn 213.857†	1198.7	556.9	0.0080 mg/L	0.0080 mg/L	19:56:21

 Mean Data: ICCB

Analyte	Mean Corrected Intensity	Calib Conc. Units	Std.Dev.	Sample Conc. Units	Std.Dev.	RSD
Y 371.029	3344876.8	1.00 mg/L	0.001			0.11%
Ag 328.068†	760.3	0.0021 mg/L	0.00052	0.0021 mg/L	0.00052	24.68%
QC value greater than the upper limit for Ag 328.068 Recovery = Not calculated						
Al 237.313†	0.9	0.0098 mg/L	0.00071	0.0098 mg/L	0.00071	7.28%
QC value within limits for Al 237.313 Recovery = Not calculated						
As 188.979†	2.0	-0.0039 mg/L	0.00123	-0.0039 mg/L	0.00123	31.50%
QC value within limits for As 188.979 Recovery = Not calculated						
B 182.528†	4.1	0.0116 mg/L	0.00622	0.0116 mg/L	0.00622	53.65%
QC value within limits for B 182.528 Recovery = Not calculated						
Ba 233.527†	4.2	0.0001 mg/L	0.00000	0.0001 mg/L	0.00000	2.57%
QC value within limits for Ba 233.527 Recovery = Not calculated						
Be 313.107†	70.7	0.0000 mg/L	0.00001	0.0000 mg/L	0.00001	38.46%
QC value within limits for Be 313.107 Recovery = Not calculated						
Ca 315.886†	208.6	0.0003 mg/L	0.00021	0.0003 mg/L	0.00021	64.23%
QC value within limits for Ca 315.886 Recovery = Not calculated						
Cd 228.802†	-7.3	-0.0005 mg/L	0.00020	-0.0005 mg/L	0.00020	37.13%
QC value within limits for Cd 228.802 Recovery = Not calculated						
Co 228.616†	-17.6	-0.0014 mg/L	0.00007	-0.0014 mg/L	0.00007	5.34%
QC value within limits for Co 228.616 Recovery = Not calculated						
Cr 267.716†	49.7	-0.0001 mg/L	0.00036	-0.0001 mg/L	0.00036	372.71%
QC value within limits for Cr 267.716 Recovery = Not calculated						
Cu 324.752†	4993.8	0.0145 mg/L	0.00083	0.0145 mg/L	0.00083	5.76%
QC value greater than the upper limit for Cu 324.752 Recovery = Not calculated						

Fe 234.349†	220.4	0.0005 mg/L	0.00044	0.0005 mg/L	0.00044	89.06%
QC value within limits for Fe 234.349 Recovery = Not calculated						
Fe 238.204†	520.7	-0.0057 mg/L	0.00036	-0.0057 mg/L	0.00036	6.30%
QC value within limits for Fe 238.204 Recovery = Not calculated						
K 766.490†	112.8	0.1737 mg/L	0.01347	0.1737 mg/L	0.01347	7.76%
QC value greater than the upper limit for K 766.490 Recovery = Not calculated						
Li 670.784†	15.7	-0.0012 mg/L	0.00117	-0.0012 mg/L	0.00117	94.76%
QC value within limits for Li 670.784 Recovery = Not calculated						
Mg 279.077†	29.2	-0.0025 mg/L	0.00089	-0.0025 mg/L	0.00089	36.08%
QC value within limits for Mg 279.077 Recovery = Not calculated						
Mn 257.610†	-42.2	-0.0023 mg/L	0.00000	-0.0023 mg/L	0.00000	0.21%
QC value within limits for Mn 257.610 Recovery = Not calculated						
Mo 202.031†	11.8	0.0012 mg/L	0.00126	0.0012 mg/L	0.00126	101.56%
QC value within limits for Mo 202.031 Recovery = Not calculated						
Na 589.592	653.6	-0.0634 mg/L	0.00489	-0.0634 mg/L	0.00489	7.71%
QC value within limits for Na 589.592 Recovery = Not calculated						
Ni 231.604†	1.8	-0.0048 mg/L	0.00006	-0.0048 mg/L	0.00006	1.30%
QC value less than the lower limit for Ni 231.604 Recovery = Not calculated						
P 214.914†	5.4	0.0140 mg/L	0.00102	0.0140 mg/L	0.00102	7.31%
QC value within limits for P 214.914 Recovery = Not calculated						
Pb 220.353†	31.2	0.0014 mg/L	0.00198	0.0014 mg/L	0.00198	145.57%
QC value within limits for Pb 220.353 Recovery = Not calculated						
Sb 206.836†	-0.0	0.0009 mg/L	0.00120	0.0009 mg/L	0.00120	128.15%
QC value within limits for Sb 206.836 Recovery = Not calculated						
Se 196.026†	4.3	-0.0024 mg/L	0.00096	-0.0024 mg/L	0.00096	39.59%
QC value within limits for Se 196.026 Recovery = Not calculated						
Sn 189.927†	-8.7	-0.0040 mg/L	0.00020	-0.0040 mg/L	0.00020	5.10%
QC value within limits for Sn 189.927 Recovery = Not calculated						
Sr 407.771†	179.0	-0.0002 mg/L	0.00000	-0.0002 mg/L	0.00000	0.60%
QC value within limits for Sr 407.771 Recovery = Not calculated						
Ti 337.279†	248.2	-0.0008 mg/L	0.00004	-0.0008 mg/L	0.00004	5.23%
QC value within limits for Ti 337.279 Recovery = Not calculated						
Tl 190.801†	3.8	0.0018 mg/L	0.00064	0.0018 mg/L	0.00064	36.36%
QC value within limits for Tl 190.801 Recovery = Not calculated						
V 292.402†	102.5	0.0005 mg/L	0.00001	0.0005 mg/L	0.00001	1.71%
QC value within limits for V 292.402 Recovery = Not calculated						
Zn 213.857†	566.2	0.0082 mg/L	0.00018	0.0082 mg/L	0.00018	2.23%
QC value greater than the upper limit for Zn 213.857 Recovery = Not calculated						
QC Failed. Continue with analysis.						

Sequence No.: 51

Sample ID: BG61409-BLK1

Analyst:

Initial Sample Wt:

Dilution:

Autosampler Location: 39

Date Collected: 7/14/2006 7:57:58 PM

Data Type: Original

Initial Sample Vol:

Sample Prep Vol:

Replicate Data: BG61409-BLK1

Repl#	Analyte	Net Intensity	Corrected Intensity	Calib. Conc. Units	Sample Conc. Units	Analysis Time
1	K 766.490†	412.0	39.6	0.1361 mg/L	0.1361 mg/L	19:59:35
1	Li 670.784†	72.2	-25.7	-0.0025 mg/L	-0.0025 mg/L	19:59:35
1	Na 589.592	11105.0	12165.1	1.386 mg/L	1.386 mg/L	19:59:35
1	Y 371.029	3417875.1	3417875.1	1.02 mg/L		19:59:49
1	Ag 328.068†	-2882.9	606.7	0.0016 mg/L	0.0016 mg/L	19:59:54
1	Al 237.313†	26.0	37.9	0.0141 mg/L	0.0141 mg/L	20:00:14
1	As 188.979†	4.4	-1.0	-0.0093 mg/L	-0.0093 mg/L	20:00:14
1	B 182.528†	-0.3	2.5	0.0064 mg/L	0.0064 mg/L	20:00:14
1	Ba 233.527†	1498.5	1635.9	0.0144 mg/L	0.0144 mg/L	20:00:14
1	Be 313.107†	2604.1	88.9	0.0000 mg/L	0.0000 mg/L	19:59:54
1	Ca 315.886†	9504.7	8228.1	0.0599 mg/L	0.0599 mg/L	19:59:54
1	Cd 228.802†	119.0	-0.9	-0.0003 mg/L	-0.0003 mg/L	20:00:14
1	Co 228.616†	-172.3	23.4	-0.0002 mg/L	-0.0002 mg/L	20:00:14
1	Cr 267.716†	1693.4	754.5	0.0045 mg/L	0.0045 mg/L	19:59:54
1	Cu 324.752†	12032.6	6478.2	0.0200 mg/L	0.0200 mg/L	19:59:54
1	Fe 234.349†	1820.7	1000.9	0.0169 mg/L	0.0169 mg/L	20:00:14
1	Fe 238.204†	3473.9	2384.7	0.0104 mg/L	0.0104 mg/L	20:00:14
1	Mg 279.077†	472.7	8.2	-0.0033 mg/L	-0.0033 mg/L	19:59:54
1	Mn 257.610†	2148.4	453.7	-0.0017 mg/L	-0.0017 mg/L	19:59:54
1	Mo 202.031†	47.6	-11.2	-0.0004 mg/L	-0.0004 mg/L	20:00:14
1	Ni 231.604†	60.2	64.5	-0.0024 mg/L	-0.0024 mg/L	20:00:14

ANALYSIS SEQUENCE

BPG0337

Instrument: ICP3

Calibration ID: UNASSIGNED

Lab Number	Analysis	Container	Order	Position	STD ID	ISTD ID	Client
BG61341-PS4	QC		67				
0607164-11	Cu: ppm Copper 6010	A	68				MACTEC Engineering & Consulting, Inc
0607164-12	Cu: ppm Copper 6010	A	69				MACTEC Engineering & Consulting, Inc
0607164-13	Cu: ppm Copper 6010	A	70				MACTEC Engineering & Consulting, Inc
0607164-14	Cu: ppm Copper 6010	A	71				MACTEC Engineering & Consulting, Inc
BPG0337-CCB6	QC		72				
BPG0337-CCV6	QC		73		6G15016		
0607164-14RE1	Pb: ppm Lead 6010	A	74				MACTEC Engineering & Consulting, Inc
0607164-15	Cu: ppm Copper 6010	A	75				MACTEC Engineering & Consulting, Inc
0607164-21RE1	Cu: ppm Copper 6010	A	76				MACTEC Engineering & Consulting, Inc
0607164-21RE1	Pb: ppm Lead 6010	A	77				MACTEC Engineering & Consulting, Inc
0607164-22RE1	Cu: ppm Copper 6010	A	78				MACTEC Engineering & Consulting, Inc
0607164-23	Cu: ppm Copper 6010	A	79				MACTEC Engineering & Consulting, Inc
0607164-24	Cu: ppm Copper 6010	A	80				MACTEC Engineering & Consulting, Inc
BPG0337-SRD3	QC		81				
BPG0337-IFA2	QC		82		6G05048		
BPG0337-IFB2	QC		83		6G05049		
BPG0337-CCB7	QC		84				
BPG0337-CCV7	QC		85		6G15016		
0607173-05RE1	Ag: ppm Silver 6010	A	86				MACTEC Engineering & Consulting, Inc
0607173-07RE1	Ag: ppm Silver 6010	A	87				MACTEC Engineering & Consulting, Inc
0607173-07RE1	Pb: ppm Lead 6010	A	88				MACTEC Engineering & Consulting, Inc
0607173-09RE1	Ag: ppm Silver 6010	A	89				MACTEC Engineering & Consulting, Inc
0607173-09RE1	Cu: ppm Copper 6010	A	90				MACTEC Engineering & Consulting, Inc
0607173-12RE1	Cu: ppm Copper 6010	A	91				MACTEC Engineering & Consulting, Inc

Samples Loaded By

Date

Data Processed By

Date

Seq.	Loc.	Sample ID
1	1	Calib Blank 1
2	2	Calib Std 1
3	3	Calib Std 2
4	4	Calib Std 3
5	3	STD2
6	5	ICV
7	1	ICCB
8	6	CRI1
9	7	CRI2
10	8	CRI3
11	160	ICSA
12	159	ICSAB
13	3	CCV ✓
14	1	ICCB ✓
15	9	BG61321-blk1
16	10	BG61320-blk1
17	11	BG61320-bs1
18	12	BG61320-bsd1
19	13	BG61320-srm1
20	14	0607134-01
21	15	0607134-02
22	16	0607134-03 x5
23	17	0607134-04
24	18	0607134-05 x20
25	3	CCV ✓
26	1	ICCB ✓
27	19	0607134-06 x10
28	20	0607134-07
29	21	0607134-08
30	22	0607134-08 x5
31	23	0607134-09
32	24	BG61320-dup1
33	25	BG61320-ms1
34	26	BG61320-sd1 x5
35	27	BG61320-pds1
36	28	0607164-04
37	3	CCV ✓
38	1	ICCB ✓
39	29	0607164-04 x10
40	30	0607164-05
41	31	0607164-05 x10
42	32	0607164-06
43	33	0607164-06 x5
44	34	0607164-07
45	35	0607164-08 x5
46	36	0607164-09 x5
47	37	0607164-10
48	38	BG61321-dup2
49	3	CCV ✓
50	1	ICCB ✓
51	39	BG61321-ms2
52	40	BG61321-sd2 x5
53	41	BG61321-pds2
54	42	BG61341-blk1
55	43	BG61341-bs1
56	44	BG61341-bsd1

Ag: 0.005

As: 0.01

Pb: 0.01

Cd: 0.005

Cr: 0.01

Cu: 0.01

Ni: 0.01

Pb: 0.02

Se: 0.02

Zn: 0.01

K: 0.5

Analytical Sequence

Method : Everything-DV

Seq.	Loc.	Sample ID
57	45	BG61341-srm1
58	46	0607164-11
59	47	0607164-12
60	48	0607164-13
61	3	CCV ✓
62	1	ICCB ✓
63	49	0607164-14 x5
64	50	0607164-14
65	51	0607164-15
66	52	0607164-21 x5
67	53	0607164-22 x10
68	54	0607164-23
69	55	0607164-24
70	56	BG61341-dup2
71	57	BG61341-ms2 x5
72	58	BG61341-sd2 x5
73	3	CCV ✓
74	1	ICCB ✓
75	59	BG61341-pds2
76	60	BG61504-blk1
77	61	BG61504-bs1
78	62	BG61504-bsd1
79	63	0607147-01
80	64	0607157-07
81	65	0607162-07
82	66	0607163-01
83	67	0607163-02
84	68	0607163-03
85	3	CCV ✓
86	1	ICCB ✓
87	69	0607169-01
88	70	0607171-01
89	71	0607176-01
90	72	0607183-01
91	73	BG61504-dup1
92	74	BG61504-ms1
93	75	BG61504-sd1 x5
94	76	BG61504-psd1
95	77	0607177-01 5/50
96	78	0607177-01
97	3	CCV ✓
98	1	ICCB ✓
99	79	0607184-01
100	80	0607188-01
101	81	0607188-02
102	82	BG61504-dup2
103	83	BG61504-ms2
104	84	BG61504-sd2 x5
105	85	BG61504-pds2
106	86	BG61505-blk1
107	87	BG61505-bs1
108	88	BG61505-bsd1
109	3	CCV ✓
110	1	ICCB ✓
111	89	0607159-01tclp
112	90	0607162-01tclp

Analytical Sequence





Method : Everything-DV

Seq.	Loc.	Sample ID
113	91	0607162-02tcp
114	92	0607162-03tcp
115	93	0607162-04tcp
116	94	0607162-05tcp
117	95	BG61505-dup1
118	96	BG61505-ms1
119	97	BG61505-sd1 x5
120	98	BG61505-pds1
121	3	CCV ✓
122	1	ICCB ✓
123	99	BG61506-bik1
124	100	BG61506-bs1
125	101	BG61506-bsd1
126	102	0607178-01splp
127	103	0607178-02splp
128	104	0607178-03splp
129	105	0607179-01splp
130	106	0607179-02splp
131	107	0607179-03splp
132	108	0607180-01splp
133	3	CCV ✓
134	1	ICCB ✓
135	109	0607180-02splp
136	110	0607180-03splp
137	111	0607180-04splp
138	112	BG61506-dup1
139	113	BG61506-ms1
140	114	BG61506-sd1 x5
141	115	BG61506-pds1
142	116	0607173-05 x5
143	117	0607173-07 x5
144	118	0607173-07
145	3	CCV ✓
146	1	ICCB ✓
147	119	0607173-08
148	120	0607173-09 x10
149	121	0607173-10
150	122	BG61408-dup1
151	123	BG61408-ms1
152	124	BG61408-sd1 x5
153	125	BG61408-pds1
154	126	0607173-11
155	127	0607173-12 x10
156	128	0607173-13
157	3	CCV ✓
158	1	ICCB ✓
159	129	0607173-14
160	130	0607173-15
161	131	0607173-16
162	132	0607173-17
163	133	0607173-18
164	134	BG61408-dup2
165	135	BG61408-ms2
166	136	BG61408-sd2 x5
167	137	BG61408-pds2
168	3	CCV

RR

Analytical Sequence

Method : Everything-DV

Seq.	Loc.		Sample ID
169	1		ICCB
170	160		ICSA
171	159		ICSAB
172	0		wash

0.5	15.0	139510.0
1.0	15.0	152750.9
1.5	15.0	142709.3
2.0	15.0	135029.1
2.5	15.0	128761.3
3.0	15.0	108754.2
3.5	15.0	77358.2
4.0	15.0	56085.9
4.5	15.0	65070.7
5.0	15.0	67305.5
5.5	15.0	47774.4
6.0	15.0	29368.2
6.5	15.0	18343.5
7.0	15.0	11180.2

7/15/2006 4:53:18 PM aligned for analyte Mn 257.610
 X viewing position set to 1.0 mm having Peak intensity 152750.9 for Radial viewing

=====
 Analysis Begun

Start Time: 7/15/2006 5:06:22 PM Plasma On Time: 7/15/2006 2:28:01 PM
 Logged In Analyst: ICP3 Technique: ICP Continuous
 Spectrometer Model: Optima 4300 DV, S/N 077N1032302 Autosampler Model: AS-91

Sample Information File: C:\pe\Administrator\Sample Information\071506na.sif
 Batch ID:
 Results Data Set: 071506nad
 Results Library: Q:\Metals\Results\ICP3\Results\Results.mdb

=====
 Method Loaded

Method Name: Everything-DV Method Last Saved: 6/29/2006 10:24:35 AM
 IEC File: 122905.iec MSF File:
 Method Description: Everything

=====
 Sequence No.: 1

Sample ID: Calib Blank 1 Autosampler Location: 1
 Date Collected: 7/15/2006 5:06:23 PM
 Analyst: Data Type: Original
 Initial Sample Wt: Initial Sample Vol:
 Dilution: Sample Prep Vol:

=====
 Replicate Data: Calib Blank 1

Repl#	Analyte	Net Intensity	Corrected Intensity	Conc. Units	Calib. Units	Analysis Time
1	K 766.490†	515.2	513.3	[0.00]	mg/L	17:07:57
1	Li 670.784†	60.5	60.3	[0.00]	mg/L	17:07:57
1	Na 589.592	-1156.7	-1156.7	[0.00]	mg/L	17:07:57
1	Y 371.029	3336644.0	3336644.0	1.00	mg/L	17:08:11
1	Ag 328.068†	-2476.3	-2467.0	[0.00]	mg/L	17:08:16
1	Al 237.313†	-85.7	-85.3	[0.00]	mg/L	17:08:36
1	As 188.979†	8.4	8.4	[0.00]	mg/L	17:08:36
1	B 182.528†	-4.2	-4.1	[0.00]	mg/L	17:08:36
1	Ba 233.527†	-139.3	-138.8	[0.00]	mg/L	17:08:36
1	Be 313.107†	2409.4	2400.3	[0.00]	mg/L	17:08:16
1	Ca 315.886†	238.2	237.3	[0.00]	mg/L	17:08:16
1	Cd 228.802†	114.2	113.8	[0.00]	mg/L	17:08:36
1	Co 228.616†	-171.8	-171.2	[0.00]	mg/L	17:08:36
1	Cr 267.716†	878.0	874.7	[0.00]	mg/L	17:08:16
1	Cu 324.752†	6659.7	6634.5	[0.00]	mg/L	17:08:16
1	Fe 234.349†	977.3	973.6	[0.00]	mg/L	17:08:36
1	Fe 238.204†	1041.8	1037.8	[0.00]	mg/L	17:08:36
1	Mg 279.077†	458.6	456.8	[0.00]	mg/L	17:08:16
1	Mn 257.610†	1676.0	1669.7	[0.00]	mg/L	17:08:36
1	Mo 202.031†	38.5	38.4	[0.00]	mg/L	17:08:36
1	Ni 231.604†	30.2	30.1	[0.00]	mg/L	17:08:36
1	P 214.914†	81.2	80.9	[0.00]	mg/L	17:08:36
1	Pb 220.353†	-149.3	-148.7	[0.00]	mg/L	17:08:36
1	Sb 206.836†	6.1	6.1	[0.00]	mg/L	17:08:36

1	Se 196.026†	-7.9	-7.8	[0.00]	mg/L	17:08:36
1	Sn 189.927†	86.0	85.7	[0.00]	mg/L	17:08:36
1	Sr 407.771†	6274.0	6250.3	[0.00]	mg/L	17:08:11
1	Ti 337.279†	-2073.6	-2065.8	[0.00]	mg/L	17:08:16
1	Tl 190.801†	0.7	0.7	[0.00]	mg/L	17:08:36
1	V 292.402†	-1561.4	-1555.5	[0.00]	mg/L	17:08:16
1	Zn 213.857†	623.1	620.8	[0.00]	mg/L	17:08:36
2	K 766.490†	487.3	489.2	[0.00]	mg/L	17:08:03
2	Li 670.784†	84.4	84.7	[0.00]	mg/L	17:08:03
2	Na 589.592	-1217.1	-1217.1	[0.00]	mg/L	17:08:03
2	Y 371.029	3311434.0	3311434.0	0.996	mg/L	17:08:42
2	Ag 328.068†	-2264.3	-2272.9	[0.00]	mg/L	17:08:47
2	Al 237.313†	-70.8	-71.1	[0.00]	mg/L	17:09:08
2	As 188.979†	2.8	2.8	[0.00]	mg/L	17:09:08
2	B 182.528†	-6.4	-6.4	[0.00]	mg/L	17:09:08
2	Ba 233.527†	-128.0	-128.5	[0.00]	mg/L	17:09:08
2	Be 313.107†	2493.7	2503.2	[0.00]	mg/L	17:08:47
2	Ca 315.886†	227.8	228.7	[0.00]	mg/L	17:08:47
2	Cd 228.802†	126.7	127.2	[0.00]	mg/L	17:09:08
2	Co 228.616†	-189.2	-190.0	[0.00]	mg/L	17:09:08
2	Cr 267.716†	875.5	878.9	[0.00]	mg/L	17:08:47
2	Cu 324.752†	6616.5	6641.7	[0.00]	mg/L	17:08:47
2	Fe 234.349†	997.8	1001.6	[0.00]	mg/L	17:09:08
2	Fe 238.204†	1057.1	1061.2	[0.00]	mg/L	17:09:08
2	Mg 279.077†	379.8	381.3	[0.00]	mg/L	17:08:47
2	Mn 257.610†	1632.5	1638.7	[0.00]	mg/L	17:09:08
2	Mo 202.031†	36.6	36.7	[0.00]	mg/L	17:09:08
2	Ni 231.604†	13.9	14.0	[0.00]	mg/L	17:09:08
2	P 214.914†	78.2	78.5	[0.00]	mg/L	17:09:08
2	Pb 220.353†	-154.5	-155.0	[0.00]	mg/L	17:09:08
2	Sb 206.836†	8.7	8.7	[0.00]	mg/L	17:09:08
2	Se 196.026†	-8.6	-8.7	[0.00]	mg/L	17:09:08
2	Sn 189.927†	79.9	80.2	[0.00]	mg/L	17:09:08
2	Sr 407.771†	6351.3	6375.4	[0.00]	mg/L	17:08:42
2	Ti 337.279†	-2144.3	-2152.5	[0.00]	mg/L	17:08:47
2	Tl 190.801†	-0.6	-0.6	[0.00]	mg/L	17:09:08
2	V 292.402†	-1524.8	-1530.7	[0.00]	mg/L	17:08:47
2	Zn 213.857†	639.5	642.0	[0.00]	mg/L	17:09:08

Mean Data: Calib Blank 1

Analyte	Mean Corrected			Calib	
	Intensity	Std.Dev.	RSD	Conc.	Units
Y 371.029	3324039.0	17826.19	0.54%	1.00	mg/L
Ag 328.068†	-2369.9	137.22	5.79%	[0.00]	mg/L
Al 237.313†	-78.2	10.08	12.89%	[0.00]	mg/L
As 188.979†	5.6	3.96	70.67%	[0.00]	mg/L
B 182.528†	-5.3	1.61	30.50%	[0.00]	mg/L
Ba 233.527†	-133.6	7.30	5.46%	[0.00]	mg/L
Be 313.107†	2451.8	72.77	2.97%	[0.00]	mg/L
Ca 315.886†	233.0	6.08	2.61%	[0.00]	mg/L
Cd 228.802†	120.5	9.50	7.89%	[0.00]	mg/L
Co 228.616†	-180.6	13.29	7.36%	[0.00]	mg/L
Cr 267.716†	876.8	2.98	0.34%	[0.00]	mg/L
Cu 324.752†	6638.1	5.10	0.08%	[0.00]	mg/L
Fe 234.349†	987.6	19.82	2.01%	[0.00]	mg/L
Fe 238.204†	1049.5	16.51	1.57%	[0.00]	mg/L
K 766.490†	501.2	17.02	3.40%	[0.00]	mg/L
Li 670.784†	72.5	17.27	23.83%	[0.00]	mg/L
Mg 279.077†	419.1	53.45	12.75%	[0.00]	mg/L
Mn 257.610†	1654.2	21.93	1.33%	[0.00]	mg/L
Mo 202.031†	37.5	1.16	3.10%	[0.00]	mg/L
Na 589.592	-1186.9	42.68	3.60%	[0.00]	mg/L
Ni 231.604†	22.0	11.38	51.66%	[0.00]	mg/L
P 214.914†	79.7	1.69	2.12%	[0.00]	mg/L
Pb 220.353†	-151.9	4.49	2.95%	[0.00]	mg/L
Sb 206.836†	7.4	1.85	25.09%	[0.00]	mg/L
Se 196.026†	-8.2	0.58	7.01%	[0.00]	mg/L
Sn 189.927†	82.9	3.86	4.65%	[0.00]	mg/L
Sr 407.771†	6312.9	88.47	1.40%	[0.00]	mg/L
Ti 337.279†	-2109.1	61.31	2.91%	[0.00]	mg/L
Tl 190.801†	0.1	0.93	>999.9%	[0.00]	mg/L

V 292.402† -1543.1 17.58 1.14% [0.00] mg/L
 Zn 213.857† 631.4 14.99 2.37% [0.00] mg/L

Sequence No.: 2

Autosampler Location: 2

Sample ID: Calib Std 1

Date Collected: 7/15/2006 5:10:45 PM

Analyst:

Data Type: Original

Initial Sample Wt:

Initial Sample Vol:

Dilution:

Sample Prep Vol:

Replicate Data: Calib Std 1

Repl#	Analyte	Net Intensity	Corrected Intensity	Calib. Conc. Units	Analysis Time
1	K 766.490†	10694.2	10213.9	[5.0000] mg/L	17:12:22
1	Li 670.784†	3657.8	3592.5	[0.1] mg/L	17:12:22
1	Na 589.592	40677.9	41864.7	[5.0000] mg/L	17:12:22
1	Y 371.029	3317547.9	3317547.9	0.998 mg/L	17:12:36
1	Ag 328.068†	12101.8	14495.5	[0.05] mg/L	17:12:41
1	Al 237.313†	4115.6	4201.8	[0.5] mg/L	17:12:41
1	As 188.979†	77.5	72.1	[0.1000] mg/L	17:13:01
1	B 182.528†	33.7	39.1	[0.1000] mg/L	17:13:01
1	Ba 233.527†	10920.9	11075.9	[0.1000] mg/L	17:12:41
1	Be 313.107†	51402.5	49051.3	[0.0100] mg/L	17:12:41
1	Ca 315.886†	134730.0	134760.6	[1.0000] mg/L	17:12:36
1	Cd 228.802†	2050.5	1934.0	[0.0500] mg/L	17:13:01
1	Co 228.616†	3385.8	3572.9	[0.1000] mg/L	17:13:01
1	Cr 267.716†	16020.8	15175.4	[0.1000] mg/L	17:12:41
1	Cu 324.752†	35014.2	28444.6	[0.1000] mg/L	17:12:41
1	Fe 234.349†	24494.3	23554.6	[0.5] mg/L	17:12:41
1	Fe 238.204†	59490.4	58557.4	[0.5] mg/L	17:12:41
1	Mg 279.077†	26288.2	25920.6	[1.0000] mg/L	17:12:41
1	Mn 257.610†	84056.8	82567.1	[0.1000] mg/L	17:12:41
1	Mo 202.031†	1337.8	1302.9	[0.1000] mg/L	17:13:01
1	Ni 231.604†	3076.4	3060.4	[0.1000] mg/L	17:12:41
1	P 214.914†	1449.2	1372.3	[1] mg/L	17:13:01
1	Pb 220.353†	695.3	848.5	[0.1000] mg/L	17:13:01
1	Sb 206.836†	205.6	198.6	[0.1000] mg/L	17:13:01
1	Se 196.026†	147.6	156.1	[0.2000] mg/L	17:13:01
1	Sn 189.927†	430.9	348.8	[0.1000] mg/L	17:13:01
1	Sr 407.771†	241636.4	235796.3	[0.0100] mg/L	17:12:36
1	Ti 337.279†	71313.7	73562.3	[0.1000] mg/L	17:12:41
1	Tl 190.801†	130.0	130.1	[0.1000] mg/L	17:13:01
1	V 292.402†	23927.4	25517.3	[0.1000] mg/L	17:12:41
1	Zn 213.857†	7955.5	7339.7	[0.1000] mg/L	17:12:41
2	K 766.490†	10670.4	10227.6	[5.0000] mg/L	17:12:27
2	Li 670.784†	3664.1	3611.8	[0.1] mg/L	17:12:27
2	Na 589.592	40927.6	42114.5	[5.0000] mg/L	17:12:27
2	Y 371.029	3305923.1	3305923.1	0.995 mg/L	17:13:07
2	Ag 328.068†	12165.4	14602.0	[0.05] mg/L	17:13:13
2	Al 237.313†	4145.0	4245.9	[0.5] mg/L	17:13:13
2	As 188.979†	73.7	68.5	[0.1000] mg/L	17:13:33
2	B 182.528†	34.5	40.0	[0.1000] mg/L	17:13:33
2	Ba 233.527†	10963.5	11157.2	[0.1000] mg/L	17:13:13
2	Be 313.107†	51455.7	49285.9	[0.0100] mg/L	17:13:13
2	Ca 315.886†	134003.8	134505.1	[1.0000] mg/L	17:13:07
2	Cd 228.802†	2058.6	1949.4	[0.0500] mg/L	17:13:33
2	Co 228.616†	3395.9	3595.0	[0.1000] mg/L	17:13:33
2	Cr 267.716†	16178.3	15390.2	[0.1000] mg/L	17:13:13
2	Cu 324.752†	35165.0	28719.6	[0.1000] mg/L	17:13:13
2	Fe 234.349†	24589.3	23736.4	[0.5] mg/L	17:13:13
2	Fe 238.204†	59936.0	59215.0	[0.5] mg/L	17:13:13
2	Mg 279.077†	26446.7	26172.6	[1.0000] mg/L	17:13:13
2	Mn 257.610†	84537.8	83346.9	[0.1000] mg/L	17:13:13
2	Mo 202.031†	1342.8	1312.7	[0.1000] mg/L	17:13:33
2	Ni 231.604†	3072.4	3067.2	[0.1000] mg/L	17:13:13
2	P 214.914†	1465.4	1393.7	[1] mg/L	17:13:33
2	Pb 220.353†	709.0	864.7	[0.1000] mg/L	17:13:33
2	Sb 206.836†	202.0	195.7	[0.1000] mg/L	17:13:33
2	Se 196.026†	143.3	152.3	[0.2000] mg/L	17:13:33
2	Sn 189.927†	449.3	368.9	[0.1000] mg/L	17:13:33
2	Sr 407.771†	240691.0	235697.1	[0.0100] mg/L	17:13:07

2	Ti 337.279†	71565.9	74067.2	[0.1000] mg/L	17:13:13
2	Tl 190.801†	115.9	116.4	[0.1000] mg/L	17:13:33
2	V 292.402†	24101.4	25776.5	[0.1000] mg/L	17:13:13
2	Zn 213.857†	8013.7	7426.3	[0.1000] mg/L	17:13:13

 Mean Data: Calib Std 1

Analyte	Mean Corrected Intensity	Std.Dev.	RSD	Calib Conc. Units
Y 371.029	3311735.5	8219.99	0.25%	0.996 mg/L
Ag 328.068†	14548.7	75.31	0.52%	[0.05] mg/L
Al 237.313†	4223.9	31.14	0.74%	[0.5] mg/L
As 188.979†	70.3	2.57	3.66%	[0.1000] mg/L
B 182.528†	39.5	0.66	1.67%	[0.1000] mg/L
Ba 233.527†	11116.5	57.48	0.52%	[0.1000] mg/L
Be 313.107†	49168.6	165.85	0.34%	[0.0100] mg/L
Ca 315.886†	134632.8	180.68	0.13%	[1.0000] mg/L
Cd 228.802†	1941.7	10.88	0.56%	[0.0500] mg/L
Co 228.616†	3584.0	15.62	0.44%	[0.1000] mg/L
Cr 267.716†	15282.8	151.90	0.99%	[0.1000] mg/L
Cu 324.752†	28582.1	194.47	0.68%	[0.1000] mg/L
Fe 234.349†	23645.5	128.52	0.54%	[0.5] mg/L
Fe 238.204†	58886.2	465.01	0.79%	[0.5] mg/L
K 766.490†	10220.8	9.68	0.09%	[5.0000] mg/L
Li 670.784†	3602.1	13.64	0.38%	[0.1] mg/L
Mg 279.077†	26046.6	178.15	0.68%	[1.0000] mg/L
Mn 257.610†	82957.0	551.40	0.66%	[0.1000] mg/L
Mo 202.031†	1307.8	6.91	0.53%	[0.1000] mg/L
Na 589.592	41989.6	176.60	0.42%	[5.0000] mg/L
Ni 231.604†	3063.8	4.80	0.16%	[0.1000] mg/L
P 214.914†	1383.0	15.13	1.09%	[1] mg/L
Pb 220.353†	856.6	11.48	1.34%	[0.1000] mg/L
Sb 206.836†	197.2	2.06	1.04%	[0.1000] mg/L
Se 196.026†	154.2	2.67	1.73%	[0.2000] mg/L
Sn 189.927†	358.8	14.20	3.96%	[0.1000] mg/L
Sr 407.771†	235746.7	70.16	0.03%	[0.0100] mg/L
Ti 337.279†	73814.8	357.02	0.48%	[0.1000] mg/L
Tl 190.801†	123.3	9.69	7.86%	[0.1000] mg/L
V 292.402†	25646.9	183.32	0.71%	[0.1000] mg/L
Zn 213.857†	7383.0	61.21	0.83%	[0.1000] mg/L

Sequence No.: 3

Autosampler Location: 3

Sample ID: Calib Std 2

Date Collected: 7/15/2006 5:15:10 PM

Analyst:

Data Type: Original

Initial Sample Wt:

Initial Sample Vol:

Dilution:

Sample Prep Vol:

 Replicate Data: Calib Std 2

Repl#	Analyte	Net Intensity	Corrected Intensity	Calib. Conc. Units	Analysis Time
1	K 766.490†	51013.2	51222.7	[25.0000] mg/L	17:16:45
1	Li 670.784†	17845.9	18022.0	[0.5] mg/L	17:16:45
1	Na 589.592	198490.9	199677.8	[25.000] mg/L	17:16:45
1	Y 371.029	3278367.7	3278367.7	0.986 mg/L	17:16:59
1	Ag 328.068†	67432.4	70741.7	[0.25] mg/L	17:17:05
1	Al 237.313†	20236.3	20596.4	[2.5] mg/L	17:17:05
1	As 188.979†	345.4	344.6	[0.5000] mg/L	17:17:25
1	B 182.528†	190.1	198.0	[0.5000] mg/L	17:17:25
1	Ba 233.527†	53040.2	53912.8	[0.5000] mg/L	17:17:05
1	Be 313.107†	239551.6	240437.1	[0.0500] mg/L	17:16:59
1	Ca 315.886†	649387.0	658200.7	[5.0000] mg/L	17:16:59
1	Cd 228.802†	9495.3	9507.1	[0.2500] mg/L	17:17:25
1	Co 228.616†	16644.7	17057.1	[0.5000] mg/L	17:17:05
1	Cr 267.716†	73657.0	73806.4	[0.5000] mg/L	17:17:05
1	Cu 324.752†	144802.8	140181.9	[0.5000] mg/L	17:17:05
1	Fe 234.349†	114044.5	114645.7	[2.5] mg/L	17:17:05
1	Fe 238.204†	281132.5	283999.5	[2.5] mg/L	17:17:05
1	Mg 279.077†	124483.0	125798.1	[5.0000] mg/L	17:17:05
1	Mn 257.610†	396582.6	400453.2	[0.5000] mg/L	17:17:05
1	Mo 202.031†	6369.5	6420.7	[0.5000] mg/L	17:17:25

1	Ni 231.604†	14420.2	14599.1	[0.5000]	mg/L	17:17:05
1	P 214.914†	6870.9	6886.9	[5]	mg/L	17:17:25
1	Pb 220.353†	4020.7	4228.6	[0.5000]	mg/L	17:17:25
1	Sb 206.836†	942.8	948.6	[0.5000]	mg/L	17:17:25
1	Se 196.026†	733.4	751.9	[1.0000]	mg/L	17:17:25
1	Sn 189.927†	1787.0	1728.9	[0.5000]	mg/L	17:17:25
1	Sr 407.771†	1118003.8	1127265.9	[0.0500]	mg/L	17:16:59
1	Ti 337.279†	353818.0	360856.2	[0.5000]	mg/L	17:17:05
1	Tl 190.801†	616.6	625.1	[0.5000]	mg/L	17:17:25
1	V 292.402†	122019.3	125262.3	[0.5000]	mg/L	17:17:05
1	Zn 213.857†	36256.2	36129.9	[0.5000]	mg/L	17:17:05
2	K 766.490†	51446.5	51460.6	[25.0000]	mg/L	17:16:50
2	Li 670.784†	18093.2	18202.0	[0.5]	mg/L	17:16:50
2	Na 589.592	198031.8	199218.7	[25.000]	mg/L	17:16:50
2	Y 371.029	3291073.2	3291073.2	0.990	mg/L	17:17:31
2	Ag 328.068†	68243.9	71297.5	[0.25]	mg/L	17:17:37
2	Al 237.313†	20409.4	20692.0	[2.5]	mg/L	17:17:37
2	As 188.979†	347.4	345.3	[0.5000]	mg/L	17:17:57
2	B 182.528†	194.5	201.7	[0.5000]	mg/L	17:17:57
2	Ba 233.527†	53707.0	54378.5	[0.5000]	mg/L	17:17:37
2	Be 313.107†	240405.0	240361.3	[0.0500]	mg/L	17:17:31
2	Ca 315.886†	652877.0	659183.7	[5.0000]	mg/L	17:17:31
2	Cd 228.802†	9516.2	9491.0	[0.2500]	mg/L	17:17:57
2	Co 228.616†	16918.2	17268.2	[0.5000]	mg/L	17:17:37
2	Cr 267.716†	74520.9	74390.6	[0.5000]	mg/L	17:17:37
2	Cu 324.752†	146724.0	141555.6	[0.5000]	mg/L	17:17:37
2	Fe 234.349†	115046.8	115211.6	[2.5]	mg/L	17:17:37
2	Fe 238.204†	284234.2	286031.8	[2.5]	mg/L	17:17:37
2	Mg 279.077†	125842.4	126683.9	[5.0000]	mg/L	17:17:37
2	Mn 257.610†	400577.2	402935.4	[0.5000]	mg/L	17:17:37
2	Mo 202.031†	6400.2	6426.7	[0.5000]	mg/L	17:17:57
2	Ni 231.604†	14650.4	14775.1	[0.5000]	mg/L	17:17:37
2	P 214.914†	6898.9	6888.2	[5]	mg/L	17:17:57
2	Pb 220.353†	4027.2	4219.4	[0.5000]	mg/L	17:17:57
2	Sb 206.836†	943.7	945.7	[0.5000]	mg/L	17:17:57
2	Se 196.026†	753.0	768.8	[1.0000]	mg/L	17:17:57
2	Sn 189.927†	1793.1	1728.1	[0.5000]	mg/L	17:17:57
2	Sr 407.771†	1121889.1	1126813.9	[0.0500]	mg/L	17:17:31
2	Ti 337.279†	357282.0	362969.9	[0.5000]	mg/L	17:17:37
2	Tl 190.801†	616.1	622.2	[0.5000]	mg/L	17:17:57
2	V 292.402†	123139.5	125916.1	[0.5000]	mg/L	17:17:37
2	Zn 213.857†	36599.0	36334.2	[0.5000]	mg/L	17:17:37

Mean Data: Calib Std 2

Analyte	Mean Corrected			Calib	
	Intensity	Std.Dev.	RSD	Conc.	Units
Y 371.029	3284720.4	8984.14	0.27%	0.988	mg/L
Ag 328.068†	71019.6	392.96	0.55%	[0.25]	mg/L
Al 237.313†	20644.2	67.61	0.33%	[2.5]	mg/L
As 188.979†	345.0	0.46	0.13%	[0.5000]	mg/L
B 182.528†	199.9	2.62	1.31%	[0.5000]	mg/L
Ba 233.527†	54145.7	329.35	0.61%	[0.5000]	mg/L
Be 313.107†	240399.2	53.57	0.02%	[0.0500]	mg/L
Ca 315.886†	658692.2	695.10	0.11%	[5.0000]	mg/L
Cd 228.802†	9499.0	11.33	0.12%	[0.2500]	mg/L
Co 228.616†	17162.7	149.30	0.87%	[0.5000]	mg/L
Cr 267.716†	74098.5	413.13	0.56%	[0.5000]	mg/L
Cu 324.752†	140868.7	971.29	0.69%	[0.5000]	mg/L
Fe 234.349†	114928.6	400.15	0.35%	[2.5]	mg/L
Fe 238.204†	285015.6	1437.06	0.50%	[2.5]	mg/L
K 766.490†	51341.6	168.27	0.33%	[25.0000]	mg/L
Li 670.784†	18112.0	127.25	0.70%	[0.5]	mg/L
Mg 279.077†	126241.0	626.37	0.50%	[5.0000]	mg/L
Mn 257.610†	401694.3	1755.18	0.44%	[0.5000]	mg/L
Mo 202.031†	6423.7	4.25	0.07%	[0.5000]	mg/L
Na 589.592	199448.2	324.61	0.16%	[25.000]	mg/L
Ni 231.604†	14687.1	124.46	0.85%	[0.5000]	mg/L
P 214.914†	6887.6	0.95	0.01%	[5]	mg/L
Pb 220.353†	4224.0	6.50	0.15%	[0.5000]	mg/L
Sb 206.836†	947.1	2.00	0.21%	[0.5000]	mg/L
Se 196.026†	760.4	11.98	1.58%	[1.0000]	mg/L

Sn 189.927†	1728.5	0.60	0.03%	[0.5000]	mg/L
Sr 407.771†	1127039.9	319.62	0.03%	[0.0500]	mg/L
Ti 337.279†	361913.0	1494.61	0.41%	[0.5000]	mg/L
Tl 190.801†	623.7	2.05	0.33%	[0.5000]	mg/L
V 292.402†	125589.2	462.31	0.37%	[0.5000]	mg/L
Zn 213.857†	36232.1	144.46	0.40%	[0.5000]	mg/L

Sequence No.: 4

Sample ID: Calib Std 3

Analyst:

Initial Sample Wt:

Dilution:

Autosampler Location: 4

Date Collected: 7/15/2006 5:19:36 PM

Data Type: Original

Initial Sample Vol:

Sample Prep Vol:

Replicate Data: Calib Std 3

Repl#	Analyte	Net Intensity	Corrected Intensity	Conc.	Calib. Units	Analysis Time
1	K 766.490†	100079.4	101899.8	[50.0000]	mg/L	17:21:11
1	Li 670.784†	34490.4	35218.0	[1]	mg/L	17:21:11
1	Na 589.592	392122.7	393309.6	[50.000]	mg/L	17:21:11
1	Y 371.029	3248678.7	3248678.7	0.977	mg/L	17:21:27
1	Ag 328.068†	135409.6	140920.6	[0.5]	mg/L	17:21:33
1	Al 237.313†	40427.9	41443.9	[5]	mg/L	17:21:33
1	As 188.979†	680.0	690.2	[1.0000]	mg/L	17:21:54
1	B 182.528†	380.2	394.3	[1.0000]	mg/L	17:21:54
1	Ba 233.527†	105506.9	108087.9	[1.0000]	mg/L	17:21:33
1	Be 313.107†	478453.4	487100.4	[0.1000]	mg/L	17:21:33
1	Ca 315.886†	1292190.8	1321932.9	[10.0000]	mg/L	17:21:27
1	Cd 228.802†	18745.5	19059.9	[0.5000]	mg/L	17:21:54
1	Co 228.616†	33519.9	34478.0	[1.0000]	mg/L	17:21:54
1	Cr 267.716†	145054.4	147542.5	[1.0000]	mg/L	17:21:33
1	Cu 324.752†	280997.3	280877.5	[1.0000]	mg/L	17:21:33
1	Fe 234.349†	224388.3	228605.9	[5.0]	mg/L	17:21:33
1	Fe 238.204†	554744.8	566563.8	[5.0]	mg/L	17:21:33
1	Mg 279.077†	245456.6	250731.4	[10.0000]	mg/L	17:21:33
1	Mn 257.610†	782530.4	799028.7	[1.0000]	mg/L	17:21:33
1	Mo 202.031†	12670.2	12926.6	[1.0000]	mg/L	17:21:54
1	Ni 231.604†	28427.2	29064.6	[1.0000]	mg/L	17:21:33
1	P 214.914†	13709.8	13948.1	[10]	mg/L	17:21:54
1	Pb 220.353†	8148.5	8489.4	[1.0000]	mg/L	17:21:54
1	Sb 206.836†	1857.3	1893.0	[1.0000]	mg/L	17:21:54
1	Se 196.026†	1480.4	1523.0	[2.0000]	mg/L	17:21:54
1	Sn 189.927†	3439.6	3436.5	[1.0000]	mg/L	17:21:54
1	Sr 407.771†	2191799.7	2236330.4	[0.1000]	mg/L	17:21:27
1	Ti 337.279†	706557.2	725056.4	[1.0000]	mg/L	17:21:33
1	Tl 190.801†	1204.7	1232.6	[1.0000]	mg/L	17:21:54
1	V 292.402†	244238.1	251446.9	[1.0000]	mg/L	17:21:33
1	Zn 213.857†	71258.2	72279.8	[1.0000]	mg/L	17:21:33
2	K 766.490†	100984.3	102317.9	[50.0000]	mg/L	17:21:17
2	Li 670.784†	34754.9	35313.9	[1]	mg/L	17:21:17
2	Na 589.592	397090.7	398277.6	[50.000]	mg/L	17:21:17
2	Y 371.029	3264718.8	3264718.8	0.982	mg/L	17:22:00
2	Ag 328.068†	135010.5	139833.6	[0.5]	mg/L	17:22:06
2	Al 237.313†	40730.3	41548.6	[5]	mg/L	17:22:06
2	As 188.979†	679.2	685.9	[1.0000]	mg/L	17:22:27
2	B 182.528†	388.1	400.4	[1.0000]	mg/L	17:22:27
2	Ba 233.527†	106317.3	108382.7	[1.0000]	mg/L	17:22:06
2	Be 313.107†	479473.7	485734.0	[0.1000]	mg/L	17:22:06
2	Ca 315.886†	1299148.0	1322520.6	[10.0000]	mg/L	17:22:00
2	Cd 228.802†	18733.8	18953.7	[0.5000]	mg/L	17:22:27
2	Co 228.616†	33505.8	34295.1	[1.0000]	mg/L	17:22:27
2	Cr 267.716†	145852.2	147625.6	[1.0000]	mg/L	17:22:06
2	Cu 324.752†	281445.2	279921.0	[1.0000]	mg/L	17:22:06
2	Fe 234.349†	225132.9	228236.0	[5.0]	mg/L	17:22:06
2	Fe 238.204†	557983.4	567072.5	[5.0]	mg/L	17:22:06
2	Mg 279.077†	246762.8	250827.4	[10.0000]	mg/L	17:22:06
2	Mn 257.610†	785766.9	798390.1	[1.0000]	mg/L	17:22:06
2	Mo 202.031†	12639.9	12832.0	[1.0000]	mg/L	17:22:27
2	Ni 231.604†	28865.8	29368.2	[1.0000]	mg/L	17:22:06
2	P 214.914†	13718.3	13887.8	[10]	mg/L	17:22:27
2	Pb 220.353†	8104.4	8403.5	[1.0000]	mg/L	17:22:27

2	Sb 206.836†	1867.6	1894.2	[1.0000]	mg/L	17:22:27
2	Se 196.026†	1495.5	1531.0	[2.0000]	mg/L	17:22:27
2	Sn 189.927†	3448.5	3428.2	[1.0000]	mg/L	17:22:27
2	Sr 407.771†	2200402.2	2234070.8	[0.1000]	mg/L	17:22:00
2	Ti 337.279†	708923.8	723914.1	[1.0000]	mg/L	17:22:06
2	Tl 190.801†	1202.1	1223.9	[1.0000]	mg/L	17:22:27
2	V 292.402†	246177.0	252193.2	[1.0000]	mg/L	17:22:06
2	Zn 213.857†	71786.0	72459.0	[1.0000]	mg/L	17:22:06

Mean Data: Calib Std 3

Analyte	Mean Corrected			Calib	
	Intensity	Std.Dev.	RSD	Conc.	Units
Y 371.029	3256698.8	11342.06	0.35%	0.980	mg/L
Ag 328.068†	140377.1	768.66	0.55%	[0.5]	mg/L
Al 237.313†	41496.2	74.04	0.18%	[5]	mg/L
As 188.979†	688.1	3.04	0.44%	[1.0000]	mg/L
B 182.528†	397.4	4.30	1.08%	[1.0000]	mg/L
Ba 233.527†	108235.3	208.47	0.19%	[1.0000]	mg/L
Be 313.107†	486417.2	966.23	0.20%	[0.1000]	mg/L
Ca 315.886†	1322226.8	415.50	0.03%	[10.0000]	mg/L
Cd 228.802†	19006.8	75.06	0.39%	[0.5000]	mg/L
Co 228.616†	34386.6	129.29	0.38%	[1.0000]	mg/L
Cr 267.716†	147584.1	58.73	0.04%	[1.0000]	mg/L
Cu 324.752†	280399.2	676.37	0.24%	[1.0000]	mg/L
Fe 234.349†	228420.9	261.55	0.11%	[5.0]	mg/L
Fe 238.204†	566818.2	359.67	0.06%	[5.0]	mg/L
K 766.490†	102108.9	295.68	0.29%	[50.0000]	mg/L
Li 670.784†	35266.0	67.85	0.19%	[1]	mg/L
Mg 279.077†	250779.4	67.86	0.03%	[10.0000]	mg/L
Mn 257.610†	798709.4	451.59	0.06%	[1.0000]	mg/L
Mo 202.031†	12879.3	66.87	0.52%	[1.0000]	mg/L
Na 589.592	395793.6	3512.91	0.89%	[50.000]	mg/L
Ni 231.604†	29216.4	214.72	0.73%	[1.0000]	mg/L
P 214.914†	13918.0	42.62	0.31%	[10]	mg/L
Pb 220.353†	8446.4	60.73	0.72%	[1.0000]	mg/L
Sb 206.836†	1893.6	0.84	0.04%	[1.0000]	mg/L
Se 196.026†	1527.0	5.61	0.37%	[2.0000]	mg/L
Sn 189.927†	3432.4	5.82	0.17%	[1.0000]	mg/L
Sr 407.771†	2235200.6	1597.79	0.07%	[0.1000]	mg/L
Ti 337.279†	724485.3	807.74	0.11%	[1.0000]	mg/L
Tl 190.801†	1228.3	6.14	0.50%	[1.0000]	mg/L
V 292.402†	251820.0	527.70	0.21%	[1.0000]	mg/L
Zn 213.857†	72369.4	126.69	0.18%	[1.0000]	mg/L

Calibration Summary

Analyte	Stds.	Equation	Intercept	Slope	Curvature	Corr. Coef.	Reslope
Ag 328.068	3	Lin, Calc Int	380.8	280500	0.00000	0.999980	
Al 237.313	3	Lin, Calc Int	13.6	8289	0.00000	0.999993	
As 188.979	3	Lin, Calc Int	0.8	687.5	0.00000	0.999998	
B 182.528	3	Lin, Calc Int	0.1	397.6	0.00000	0.999994	
Ba 233.527	3	Lin, Calc Int	135.2	108100	0.00000	0.999997	
Be 313.107	3	Lin, Calc Int	-287.4	4857000	0.00000	0.999978	
Ca 315.886	3	Lin, Calc Int	619.9	132100	0.00000	0.999995	
Cd 228.802	3	Lin, Calc Int	17.4	37970	0.00000	0.999998	
Co 228.616	3	Lin, Calc Int	58.8	34310	0.00000	0.999990	
Cr 267.716	3	Lin, Calc Int	289.4	147400	0.00000	0.999994	
Cu 324.752	3	Lin, Calc Int	364.6	280200	0.00000	0.999996	
Fe 234.349	3	Lin, Calc Int	489.6	45630	0.00000	0.999992	
Fe 238.204	3	Lin, Calc Int	1275.7	113200	0.00000	0.999991	
K 766.490	3	Lin, Calc Int	57.7	2043	0.00000	0.999995	
Li 670.784	3	Lin, Calc Int	122.3	35310	0.00000	0.999898	
Mg 279.077	3	Lin, Calc Int	587.5	25040	0.00000	0.999990	
Mn 257.610	3	Lin, Calc Int	1802.8	797600	0.00000	0.999991	
Mo 202.031	3	Lin, Calc Int	5.8	12870	0.00000	0.999997	
Na 589.592	3	Lin, Calc Int	1356.8	7898	0.00000	0.999980	
Ni 231.604	3	Lin, Calc Int	77.7	29160	0.00000	0.999988	
P 214.914	3	Lin, Calc Int	-17.1	1391	0.00000	0.999985	
Pb 220.353	3	Lin, Calc Int	5.5	8441	0.00000	0.999999	
Sb 206.836	3	Lin, Calc Int	3.5	1890	0.00000	0.999992	

Se 196.026	3	Lin, Calc Int	0.1	762.9	0.00000	0.999996
Sn 189.927	3	Lin, Calc Int	9.2	3427	0.00000	0.999988
Sr 407.771	3	Lin, Calc Int	7174.0	22310000	0.00000	0.999982
Ti 337.279	3	Lin, Calc Int	544.9	723800	0.00000	0.999998
Tl 190.801	3	Lin, Calc Int	2.0	1230	0.00000	0.999965
V 292.402	3	Lin, Calc Int	146.7	251500	0.00000	0.999997
Zn 213.857	3	Lin, Calc Int	73.6	72310	0.00000	0.999998

Sequence No.: 5

Autosampler Location: 3

Sample ID: STD2

Date Collected: 7/15/2006 5:24:05 PM

Analyst:

Data Type: Original

Initial Sample Wt:

Initial Sample Vol:

Dilution:

Sample Prep Vol:

 Replicate Data: STD2

Repl#	Analyte	Net Intensity	Corrected Intensity	Calib. Conc.	Units	Sample Conc.	Units	Analysis Time
1	K 766.490†	50555.6	51081.2	24.97	mg/L	24.97	mg/L	17:25:42
1	Li 670.784†	17873.9	18164.4	0.5110	mg/L	0.5110	mg/L	17:25:42
1	Na 589.592	197817.9	199004.8	25.03	mg/L	25.03	mg/L	17:25:42
1	Y 371.029	3257873.1	3257873.1	0.980	mg/L			17:25:56
1	Ag 328.068†	67215.4	70950.4	0.2520	mg/L	0.2520	mg/L	17:26:02
1	Al 237.313†	20107.6	20594.2	2.474	mg/L	2.474	mg/L	17:26:02
1	As 188.979†	335.6	336.8	0.4876	mg/L	0.4876	mg/L	17:26:22
1	B 182.528†	193.4	202.7	0.5093	mg/L	0.5093	mg/L	17:26:22
1	Ba 233.527†	52928.4	54137.0	0.4995	mg/L	0.4995	mg/L	17:26:02
1	Be 313.107†	239452.7	241864.1	0.0495	mg/L	0.0495	mg/L	17:25:56
1	Ca 315.886†	650907.3	663893.9	5.025	mg/L	5.025	mg/L	17:25:56
1	Cd 228.802†	9430.5	9501.6	0.2496	mg/L	0.2496	mg/L	17:26:22
1	Co 228.616†	16661.0	17179.9	0.4978	mg/L	0.4978	mg/L	17:26:02
1	Cr 267.716†	73347.2	73960.1	0.4995	mg/L	0.4995	mg/L	17:26:02
1	Cu 324.752†	145158.3	141468.3	0.5042	mg/L	0.5042	mg/L	17:26:02
1	Fe 234.349†	113636.9	114957.2	2.503	mg/L	2.503	mg/L	17:26:02
1	Fe 238.204†	280290.5	284933.6	2.506	mg/L	2.506	mg/L	17:26:02
1	Mg 279.077†	124143.0	126245.2	5.021	mg/L	5.021	mg/L	17:26:02
1	Mn 257.610†	395548.8	401928.0	0.5018	mg/L	0.5018	mg/L	17:26:02
1	Mo 202.031†	6382.4	6474.5	0.5027	mg/L	0.5027	mg/L	17:26:22
1	Ni 231.604†	14497.3	14769.7	0.5044	mg/L	0.5044	mg/L	17:26:02
1	P 214.914†	6847.8	6907.2	4.978	mg/L	4.978	mg/L	17:26:22
1	Pb 220.353†	3998.7	4231.7	0.5019	mg/L	0.5019	mg/L	17:26:22
1	Sb 206.836†	943.7	955.4	0.4931	mg/L	0.4931	mg/L	17:26:22
1	Se 196.026†	738.1	761.3	0.9979	mg/L	0.9979	mg/L	17:26:22
1	Sn 189.927†	1786.7	1740.0	0.5057	mg/L	0.5057	mg/L	17:26:22
1	Sr 407.771†	1118484.9	1134887.9	0.0506	mg/L	0.0506	mg/L	17:25:56
1	Ti 337.279†	352583.4	361853.3	0.4992	mg/L	0.4992	mg/L	17:26:02
1	Tl 190.801†	603.8	616.0	0.5020	mg/L	0.5020	mg/L	17:26:22
1	V 292.402†	121653.0	125666.8	0.5061	mg/L	0.5061	mg/L	17:26:02
1	Zn 213.857†	36257.4	36362.4	0.4994	mg/L	0.4994	mg/L	17:26:02
2	K 766.490†	50857.1	51519.9	25.19	mg/L	25.19	mg/L	17:25:47
2	Li 670.784†	17724.3	18057.5	0.5080	mg/L	0.5080	mg/L	17:25:47
2	Na 589.592	197016.7	198203.6	24.93	mg/L	24.93	mg/L	17:25:47
2	Y 371.029	3249659.2	3249659.2	0.978	mg/L			17:26:28
2	Ag 328.068†	67242.3	71151.4	0.2527	mg/L	0.2527	mg/L	17:26:34
2	Al 237.313†	20121.0	20659.8	2.482	mg/L	2.482	mg/L	17:26:34
2	As 188.979†	347.0	349.3	0.5058	mg/L	0.5058	mg/L	17:26:54
2	B 182.528†	195.5	205.2	0.5158	mg/L	0.5158	mg/L	17:26:54
2	Ba 233.527†	53073.8	54422.2	0.5021	mg/L	0.5021	mg/L	17:26:34
2	Be 313.107†	239033.0	242052.4	0.0496	mg/L	0.0496	mg/L	17:26:28
2	Ca 315.886†	646971.6	661546.8	5.007	mg/L	5.007	mg/L	17:26:28
2	Cd 228.802†	9521.5	9618.9	0.2526	mg/L	0.2526	mg/L	17:26:54
2	Co 228.616†	16652.4	17214.1	0.4988	mg/L	0.4988	mg/L	17:26:34
2	Cr 267.716†	73561.2	74368.1	0.5022	mg/L	0.5022	mg/L	17:26:34
2	Cu 324.752†	144979.4	141659.7	0.5049	mg/L	0.5049	mg/L	17:26:34
2	Fe 234.349†	113712.3	115327.4	2.511	mg/L	2.511	mg/L	17:26:34
2	Fe 238.204†	281100.9	286485.4	2.520	mg/L	2.520	mg/L	17:26:34
2	Mg 279.077†	124024.9	126444.6	5.029	mg/L	5.029	mg/L	17:26:34
2	Mn 257.610†	396299.7	403716.2	0.5040	mg/L	0.5040	mg/L	17:26:34
2	Mo 202.031†	6419.3	6528.7	0.5069	mg/L	0.5069	mg/L	17:26:54
2	Ni 231.604†	14389.6	14696.9	0.5020	mg/L	0.5020	mg/L	17:26:34
2	P 214.914†	6898.9	6977.0	5.028	mg/L	5.028	mg/L	17:26:54

2	Pb 220.353†	4037.8	4282.1	0.5078 mg/L	0.5078 mg/L	17:26:54
2	Sb 206.836†	950.7	965.0	0.4981 mg/L	0.4981 mg/L	17:26:54
2	Se 196.026†	746.8	772.2	1.012 mg/L	1.012 mg/L	17:26:54
2	Sn 189.927†	1803.7	1762.1	0.5121 mg/L	0.5121 mg/L	17:26:54
2	Sr 407.771†	1113580.5	1132755.8	0.0505 mg/L	0.0505 mg/L	17:26:28
2	Ti 337.279†	353424.7	363623.2	0.5016 mg/L	0.5016 mg/L	17:26:34
2	Tl 190.801†	611.2	625.1	0.5094 mg/L	0.5094 mg/L	17:26:54
2	V 292.402†	121832.1	126163.8	0.5082 mg/L	0.5082 mg/L	17:26:34
2	Zn 213.857†	36250.5	36448.9	0.5006 mg/L	0.5006 mg/L	17:26:34

Mean Data: STD2

Analyte	Mean Corrected Intensity	Calib Conc. Units	Std.Dev.	Sample Conc. Units	Std.Dev.	RSD
Y 371.029	3253766.2	0.979 mg/L	0.0017			0.18%
Ag 328.068†	71050.9	0.2524 mg/L	0.00051	0.2524 mg/L	0.00051	0.20%
	QC value within limits for Ag 328.068 Recovery = 100.95%					
Al 237.313†	20627.0	2.478 mg/L	0.0056	2.478 mg/L	0.0056	0.22%
	QC value within limits for Al 237.313 Recovery = 99.12%					
As 188.979†	343.0	0.4967 mg/L	0.01286	0.4967 mg/L	0.01286	2.59%
	QC value within limits for As 188.979 Recovery = 99.33%					
B 182.528†	203.9	0.5125 mg/L	0.00459	0.5125 mg/L	0.00459	0.90%
	QC value within limits for B 182.528 Recovery = 102.51%					
Ba 233.527†	54279.6	0.5008 mg/L	0.00187	0.5008 mg/L	0.00187	0.37%
	QC value within limits for Ba 233.527 Recovery = 100.16%					
Be 313.107†	241958.2	0.0496 mg/L	0.00003	0.0496 mg/L	0.00003	0.05%
	QC value within limits for Be 313.107 Recovery = 99.11%					
Ca 315.886†	662720.4	5.016 mg/L	0.0126	5.016 mg/L	0.0126	0.25%
	QC value within limits for Ca 315.886 Recovery = 100.32%					
Cd 228.802†	9560.2	0.2511 mg/L	0.00212	0.2511 mg/L	0.00212	0.84%
	QC value within limits for Cd 228.802 Recovery = 100.44%					
Co 228.616†	17197.0	0.4983 mg/L	0.00070	0.4983 mg/L	0.00070	0.14%
	QC value within limits for Co 228.616 Recovery = 99.66%					
Cr 267.716†	74164.1	0.5008 mg/L	0.00196	0.5008 mg/L	0.00196	0.39%
	QC value within limits for Cr 267.716 Recovery = 100.17%					
Cu 324.752†	141564.0	0.5046 mg/L	0.00048	0.5046 mg/L	0.00048	0.10%
	QC value within limits for Cu 324.752 Recovery = 100.92%					
Fe 234.349†	115142.3	2.507 mg/L	0.0058	2.507 mg/L	0.0058	0.23%
	QC value within limits for Fe 234.349 Recovery = 100.29%					
Fe 238.204†	285709.5	2.513 mg/L	0.0097	2.513 mg/L	0.0097	0.39%
	QC value within limits for Fe 238.204 Recovery = 100.53%					
K 766.490†	51300.5	25.08 mg/L	0.152	25.08 mg/L	0.152	0.61%
	QC value within limits for K 766.490 Recovery = 100.33%					
Li 670.784†	18111.0	0.5095 mg/L	0.00214	0.5095 mg/L	0.00214	0.42%
	QC value within limits for Li 670.784 Recovery = 101.90%					
Mg 279.077†	126344.9	5.025 mg/L	0.0056	5.025 mg/L	0.0056	0.11%
	QC value within limits for Mg 279.077 Recovery = 100.51%					
Mn 257.610†	402822.1	0.5029 mg/L	0.00159	0.5029 mg/L	0.00159	0.32%
	QC value within limits for Mn 257.610 Recovery = 100.58%					
Mo 202.031†	6501.6	0.5048 mg/L	0.00298	0.5048 mg/L	0.00298	0.59%
	QC value within limits for Mo 202.031 Recovery = 100.97%					
Na 589.592	198604.2	24.98 mg/L	0.072	24.98 mg/L	0.072	0.29%
	QC value within limits for Na 589.592 Recovery = 99.90%					
Ni 231.604†	14733.3	0.5032 mg/L	0.00176	0.5032 mg/L	0.00176	0.35%
	QC value within limits for Ni 231.604 Recovery = 100.64%					
P 214.914†	6942.1	5.003 mg/L	0.0355	5.003 mg/L	0.0355	0.71%
	QC value within limits for P 214.914 Recovery = 100.06%					
Pb 220.353†	4256.9	0.5049 mg/L	0.00423	0.5049 mg/L	0.00423	0.84%
	QC value within limits for Pb 220.353 Recovery = 100.97%					
Sb 206.836†	960.2	0.4956 mg/L	0.00354	0.4956 mg/L	0.00354	0.71%
	QC value within limits for Sb 206.836 Recovery = 99.11%					
Se 196.026†	766.8	1.005 mg/L	0.0100	1.005 mg/L	0.0100	1.00%
	QC value within limits for Se 196.026 Recovery = 100.50%					
Sn 189.927†	1751.1	0.5089 mg/L	0.00455	0.5089 mg/L	0.00455	0.89%
	QC value within limits for Sn 189.927 Recovery = 101.78%					
Sr 407.771†	1133821.9	0.0505 mg/L	0.00007	0.0505 mg/L	0.00007	0.13%
	QC value within limits for Sr 407.771 Recovery = 101.01%					
Ti 337.279†	362738.3	0.5004 mg/L	0.00173	0.5004 mg/L	0.00173	0.35%
	QC value within limits for Ti 337.279 Recovery = 100.09%					
Tl 190.801†	620.6	0.5057 mg/L	0.00524	0.5057 mg/L	0.00524	1.04%
	QC value within limits for Tl 190.801 Recovery = 101.15%					
V 292.402†	125915.3	0.5072 mg/L	0.00144	0.5072 mg/L	0.00144	0.28%

QC value within limits for V 292.402 Recovery = 101.43%
 Zn 213.857† 36405.6 0.5000 mg/L 0.00086 0.5000 mg/L 0.00086 0.17%

QC value within limits for Zn 213.857 Recovery = 100.00%

All analyte(s) passed QC.

Sequence No.: 6

Autosampler Location: 5

Sample ID: ICV

Date Collected: 7/15/2006 5:28:33 PM

Analyst:

Data Type: Original

Initial Sample Wt:

Initial Sample Vol:

Dilution:

Sample Prep Vol:

Replicate Data: ICV

Repl#	Analyte	Net Intensity	Corrected Intensity	Conc. Units	Sample Conc. Units	Analysis Time
1	K 766.490†	50539.1	51040.0	24.95 mg/L	24.95 mg/L	17:30:09
1	Li 670.784†	17594.7	17871.1	0.5027 mg/L	0.5027 mg/L	17:30:09
1	Na 589.592	197351.7	198538.6	24.97 mg/L	24.97 mg/L	17:30:09
1	Y 371.029	3259415.6	3259415.6	0.981 mg/L		17:30:24
1	Ag 328.068†	68520.9	72249.4	0.2567 mg/L	0.2567 mg/L	17:30:29
1	Al 237.313†	20172.6	20650.8	2.481 mg/L	2.481 mg/L	17:30:29
1	As 188.979†	332.8	333.8	0.4833 mg/L	0.4833 mg/L	17:30:49
1	B 182.528†	189.9	198.9	0.4999 mg/L	0.4999 mg/L	17:30:49
1	Ba 233.527†	52848.9	54030.3	0.4985 mg/L	0.4985 mg/L	17:30:29
1	Be 313.107†	243999.6	246385.5	0.0505 mg/L	0.0505 mg/L	17:30:24
1	Ca 315.886†	656775.4	669564.1	5.068 mg/L	5.068 mg/L	17:30:24
1	Cd 228.802†	9535.1	9603.7	0.2523 mg/L	0.2523 mg/L	17:30:49
1	Co 228.616†	16661.6	17172.5	0.4977 mg/L	0.4977 mg/L	17:30:29
1	Cr 267.716†	74675.1	75278.9	0.5084 mg/L	0.5084 mg/L	17:30:29
1	Cu 324.752†	146331.2	142594.4	0.5082 mg/L	0.5082 mg/L	17:30:29
1	Fe 234.349†	116033.1	117346.0	2.555 mg/L	2.555 mg/L	17:30:29
1	Fe 238.204†	286676.0	291310.4	2.563 mg/L	2.563 mg/L	17:30:29
1	Mg 279.077†	123823.4	125859.3	5.006 mg/L	5.006 mg/L	17:30:29
1	Mn 257.610†	393779.2	399932.3	0.4993 mg/L	0.4993 mg/L	17:30:24
1	Mo 202.031†	6338.5	6426.6	0.4990 mg/L	0.4990 mg/L	17:30:49
1	Ni 231.604†	14632.7	14900.8	0.5089 mg/L	0.5089 mg/L	17:30:29
1	P 214.914†	6753.4	6807.5	4.906 mg/L	4.906 mg/L	17:30:49
1	Pb 220.353†	3983.4	4214.3	0.4998 mg/L	0.4998 mg/L	17:30:49
1	Sb 206.836†	933.1	944.3	0.4870 mg/L	0.4870 mg/L	17:30:49
1	Se 196.026†	743.8	766.8	1.005 mg/L	1.005 mg/L	17:30:49
1	Sn 189.927†	1800.8	1753.5	0.5096 mg/L	0.5096 mg/L	17:30:49
1	Sr 407.771†	1120739.2	1136646.9	0.0506 mg/L	0.0506 mg/L	17:30:24
1	Ti 337.279†	333418.1	342137.8	0.4720 mg/L	0.4720 mg/L	17:30:29
1	Tl 190.801†	601.8	613.7	0.5001 mg/L	0.5001 mg/L	17:30:49
1	V 292.402†	122617.3	126591.5	0.5098 mg/L	0.5098 mg/L	17:30:29
1	Zn 213.857†	36668.1	36763.8	0.5049 mg/L	0.5049 mg/L	17:30:29
2	K 766.490†	50842.8	51244.1	25.05 mg/L	25.05 mg/L	17:30:14
2	Li 670.784†	17728.7	17971.0	0.5055 mg/L	0.5055 mg/L	17:30:14
2	Na 589.592	198804.7	199991.5	25.15 mg/L	25.15 mg/L	17:30:14
2	Y 371.029	3266057.5	3266057.5	0.983 mg/L		17:30:56
2	Ag 328.068†	68432.8	72017.6	0.2558 mg/L	0.2558 mg/L	17:31:02
2	Al 237.313†	20242.9	20680.5	2.484 mg/L	2.484 mg/L	17:31:02
2	As 188.979†	334.9	335.2	0.4853 mg/L	0.4853 mg/L	17:31:22
2	B 182.528†	187.6	196.2	0.4930 mg/L	0.4930 mg/L	17:31:22
2	Ba 233.527†	52888.4	53960.9	0.4979 mg/L	0.4979 mg/L	17:31:02
2	Be 313.107†	244334.0	246219.8	0.0505 mg/L	0.0505 mg/L	17:30:56
2	Ca 315.886†	659421.3	670894.8	5.078 mg/L	5.078 mg/L	17:30:56
2	Cd 228.802†	9591.6	9641.4	0.2533 mg/L	0.2533 mg/L	17:31:22
2	Co 228.616†	16723.0	17200.4	0.4985 mg/L	0.4985 mg/L	17:31:02
2	Cr 267.716†	74563.4	75010.3	0.5066 mg/L	0.5066 mg/L	17:31:02
2	Cu 324.752†	146973.4	142944.5	0.5095 mg/L	0.5095 mg/L	17:31:02
2	Fe 234.349†	115979.5	117050.8	2.549 mg/L	2.549 mg/L	17:31:02
2	Fe 238.204†	287011.4	291057.1	2.560 mg/L	2.560 mg/L	17:31:02
2	Mg 279.077†	123754.9	125532.8	4.993 mg/L	4.993 mg/L	17:31:02
2	Mn 257.610†	394987.8	400345.7	0.4998 mg/L	0.4998 mg/L	17:30:56
2	Mo 202.031†	6433.8	6510.5	0.5055 mg/L	0.5055 mg/L	17:31:22
2	Ni 231.604†	14674.0	14912.5	0.5093 mg/L	0.5093 mg/L	17:31:02
2	P 214.914†	6802.5	6843.5	4.932 mg/L	4.932 mg/L	17:31:22
2	Pb 220.353†	4041.4	4265.0	0.5058 mg/L	0.5058 mg/L	17:31:22
2	Sb 206.836†	931.5	940.7	0.4851 mg/L	0.4851 mg/L	17:31:22
2	Se 196.026†	751.3	772.9	1.013 mg/L	1.013 mg/L	17:31:22

2	Sn 189.927†	1834.5	1784.2	0.5186 mg/L	0.5186 mg/L	17:31:22
2	Sr 407.771†	1123306.2	1136935.1	0.0506 mg/L	0.0506 mg/L	17:30:56
2	Ti 337.279†	330622.2	338600.8	0.4671 mg/L	0.4671 mg/L	17:31:02
2	Tl 190.801†	611.5	622.3	0.5072 mg/L	0.5072 mg/L	17:31:22
2	V 292.402†	122205.7	125918.2	0.5072 mg/L	0.5072 mg/L	17:31:02
2	Zn 213.857†	36698.0	36718.2	0.5042 mg/L	0.5042 mg/L	17:31:02

Mean Data: ICV

Analyte	Mean Corrected Intensity	Calib Conc. Units	Std.Dev.	Sample Conc. Units	Std.Dev.	RSD
Y 371.029	3262736.6	0.982 mg/L	0.0014			0.14%
Ag 328.068†	72133.5	0.2562 mg/L	0.00058	0.2562 mg/L	0.00058	0.23%
	QC value within limits for Ag 328.068	Recovery = 102.50%				
Al 237.313†	20665.7	2.482 mg/L	0.0026	2.482 mg/L	0.0026	0.10%
	QC value within limits for Al 237.313	Recovery = 99.29%				
As 188.979†	334.5	0.4843 mg/L	0.00143	0.4843 mg/L	0.00143	0.30%
	QC value within limits for As 188.979	Recovery = 96.86%				
B 182.528†	197.5	0.4964 mg/L	0.00488	0.4964 mg/L	0.00488	0.98%
	QC value within limits for B 182.528	Recovery = 99.29%				
Ba 233.527†	53995.6	0.4982 mg/L	0.00045	0.4982 mg/L	0.00045	0.09%
	QC value within limits for Ba 233.527	Recovery = 99.63%				
Be 313.107†	246302.7	0.0505 mg/L	0.00002	0.0505 mg/L	0.00002	0.04%
	QC value within limits for Be 313.107	Recovery = 100.96%				
Ca 315.886†	670229.5	5.073 mg/L	0.0071	5.073 mg/L	0.0071	0.14%
	QC value within limits for Ca 315.886	Recovery = 101.46%				
Cd 228.802†	9622.5	0.2528 mg/L	0.00070	0.2528 mg/L	0.00070	0.28%
	QC value within limits for Cd 228.802	Recovery = 101.12%				
Co 228.616†	17186.5	0.4981 mg/L	0.00058	0.4981 mg/L	0.00058	0.12%
	QC value within limits for Co 228.616	Recovery = 99.61%				
Cr 267.716†	75144.6	0.5075 mg/L	0.00129	0.5075 mg/L	0.00129	0.25%
	QC value within limits for Cr 267.716	Recovery = 101.50%				
Cu 324.752†	142769.4	0.5089 mg/L	0.00088	0.5089 mg/L	0.00088	0.17%
	QC value within limits for Cu 324.752	Recovery = 101.77%				
Fe 234.349†	117198.4	2.552 mg/L	0.0046	2.552 mg/L	0.0046	0.18%
	QC value within limits for Fe 234.349	Recovery = 102.09%				
Fe 238.204†	291183.7	2.562 mg/L	0.0016	2.562 mg/L	0.0016	0.06%
	QC value within limits for Fe 238.204	Recovery = 102.46%				
K 766.490†	51142.0	25.00 mg/L	0.071	25.00 mg/L	0.071	0.28%
	QC value within limits for K 766.490	Recovery = 100.02%				
Li 670.784†	17921.1	0.5041 mg/L	0.00200	0.5041 mg/L	0.00200	0.40%
	QC value within limits for Li 670.784	Recovery = 100.82%				
Mg 279.077†	125696.1	4.999 mg/L	0.0092	4.999 mg/L	0.0092	0.18%
	QC value within limits for Mg 279.077	Recovery = 99.99%				
Mn 257.610†	400139.0	0.4995 mg/L	0.00037	0.4995 mg/L	0.00037	0.07%
	QC value within limits for Mn 257.610	Recovery = 99.90%				
Mo 202.031†	6468.5	0.5023 mg/L	0.00461	0.5023 mg/L	0.00461	0.92%
	QC value within limits for Mo 202.031	Recovery = 100.45%				
Na 589.592	199265.1	25.06 mg/L	0.130	25.06 mg/L	0.130	0.52%
	QC value within limits for Na 589.592	Recovery = 100.24%				
Ni 231.604†	14906.7	0.5091 mg/L	0.00029	0.5091 mg/L	0.00029	0.06%
	QC value within limits for Ni 231.604	Recovery = 101.83%				
P 214.914†	6825.5	4.919 mg/L	0.0183	4.919 mg/L	0.0183	0.37%
	QC value within limits for P 214.914	Recovery = 98.38%				
Pb 220.353†	4239.6	0.5028 mg/L	0.00426	0.5028 mg/L	0.00426	0.85%
	QC value within limits for Pb 220.353	Recovery = 100.56%				
Sb 206.836†	942.5	0.4861 mg/L	0.00134	0.4861 mg/L	0.00134	0.28%
	QC value within limits for Sb 206.836	Recovery = 97.21%				
Se 196.026†	769.8	1.009 mg/L	0.0056	1.009 mg/L	0.0056	0.56%
	QC value within limits for Se 196.026	Recovery = 100.90%				
Sn 189.927†	1768.8	0.5141 mg/L	0.00632	0.5141 mg/L	0.00632	1.23%
	QC value within limits for Sn 189.927	Recovery = 102.82%				
Sr 407.771†	1136791.0	0.0506 mg/L	0.00001	0.0506 mg/L	0.00001	0.02%
	QC value within limits for Sr 407.771	Recovery = 101.27%				
Ti 337.279†	340369.3	0.4695 mg/L	0.00346	0.4695 mg/L	0.00346	0.74%
	QC value within limits for Ti 337.279	Recovery = 93.90%				
Tl 190.801†	618.0	0.5036 mg/L	0.00498	0.5036 mg/L	0.00498	0.99%
	QC value within limits for Tl 190.801	Recovery = 100.73%				
V 292.402†	126254.9	0.5085 mg/L	0.00181	0.5085 mg/L	0.00181	0.36%
	QC value within limits for V 292.402	Recovery = 101.70%				
Zn 213.857†	36741.0	0.5046 mg/L	0.00045	0.5046 mg/L	0.00045	0.09%
	QC value within limits for Zn 213.857	Recovery = 100.91%				

All analyte(s) passed QC.

Sequence No.: 7

Sample ID: ICCB

Analyst:

Initial Sample Wt:

Dilution:

Autosampler Location: 1

Date Collected: 7/15/2006 5:33:01 PM

Data Type: Original

Initial Sample Vol:

Sample Prep Vol:

Replicate Data: ICCB

Repl#	Analyte	Net Intensity	Corrected Intensity	Calib. Conc. Units	Sample Conc. Units	Analysis Time
1	K 766.490†	530.9	34.3	-0.0114 mg/L	-0.0114 mg/L	17:34:34
1	Li 670.784†	110.0	38.5	-0.0024 mg/L	-0.0024 mg/L	17:34:34
1	Na 589.592	-737.4	449.5	-0.1149 mg/L	-0.1149 mg/L	17:34:34
1	Y 371.029	3295644.4	3295644.4	0.991 mg/L		17:34:47
1	Ag 328.068†	-2053.7	298.5	-0.0003 mg/L	-0.0003 mg/L	17:34:52
1	Al 237.313†	-55.5	22.2	0.0011 mg/L	0.0011 mg/L	17:35:13
1	As 188.979†	6.1	0.6	-0.0004 mg/L	-0.0004 mg/L	17:35:13
1	B 182.528†	-2.3	3.0	0.0071 mg/L	0.0071 mg/L	17:35:13
1	Ba 233.527†	-137.2	-4.8	-0.0013 mg/L	-0.0013 mg/L	17:35:13
1	Be 313.107†	2389.9	-41.2	0.0001 mg/L	0.0001 mg/L	17:34:52
1	Ca 315.886†	228.0	-3.1	-0.0047 mg/L	-0.0047 mg/L	17:34:52
1	Cd 228.802†	138.3	19.0	0.0000 mg/L	0.0000 mg/L	17:35:13
1	Co 228.616†	-178.5	0.5	-0.0017 mg/L	-0.0017 mg/L	17:35:13
1	Cr 267.716†	857.4	-12.0	-0.0020 mg/L	-0.0020 mg/L	17:34:52
1	Cu 324.752†	7564.5	991.5	0.0022 mg/L	0.0022 mg/L	17:34:52
1	Fe 234.349†	1002.1	23.1	-0.0102 mg/L	-0.0102 mg/L	17:35:13
1	Fe 238.204†	1143.2	103.6	-0.0104 mg/L	-0.0104 mg/L	17:35:13
1	Mg 279.077†	360.1	-55.9	-0.0257 mg/L	-0.0257 mg/L	17:34:52
1	Mn 257.610†	1646.7	6.7	-0.0023 mg/L	-0.0023 mg/L	17:34:52
1	Mo 202.031†	49.1	12.0	0.0005 mg/L	0.0005 mg/L	17:35:13
1	Ni 231.604†	17.7	-4.2	-0.0028 mg/L	-0.0028 mg/L	17:35:13
1	P 214.914†	81.7	2.7	0.0142 mg/L	0.0142 mg/L	17:35:13
1	Pb 220.353†	-149.0	1.5	-0.0005 mg/L	-0.0005 mg/L	17:35:13
1	Sb 206.836†	11.0	3.7	0.0001 mg/L	0.0001 mg/L	17:35:13
1	Se 196.026†	-10.3	-2.1	-0.0029 mg/L	-0.0029 mg/L	17:35:13
1	Sn 189.927†	89.3	7.1	-0.0006 mg/L	-0.0006 mg/L	17:35:13
1	Sr 407.771†	6498.1	241.2	-0.0003 mg/L	-0.0003 mg/L	17:34:47
1	Ti 337.279†	-1871.2	221.8	-0.0004 mg/L	-0.0004 mg/L	17:34:52
1	Tl 190.801†	-0.2	-0.3	-0.0019 mg/L	-0.0019 mg/L	17:35:13
1	V 292.402†	-1530.0	-0.1	-0.0006 mg/L	-0.0006 mg/L	17:34:52
1	Zn 213.857†	657.3	31.6	-0.0006 mg/L	-0.0006 mg/L	17:35:13
2	K 766.490†	525.8	26.9	-0.0151 mg/L	-0.0151 mg/L	17:34:39
2	Li 670.784†	75.8	3.6	-0.0034 mg/L	-0.0034 mg/L	17:34:39
2	Na 589.592	-661.9	525.0	-0.1053 mg/L	-0.1053 mg/L	17:34:39
2	Y 371.029	3309667.9	3309667.9	0.996 mg/L		17:35:19
2	Ag 328.068†	-2139.4	221.2	-0.0006 mg/L	-0.0006 mg/L	17:35:24
2	Al 237.313†	-75.4	2.4	-0.0013 mg/L	-0.0013 mg/L	17:35:44
2	As 188.979†	8.5	3.0	0.0031 mg/L	0.0031 mg/L	17:35:44
2	B 182.528†	-3.8	1.5	0.0033 mg/L	0.0033 mg/L	17:35:44
2	Ba 233.527†	-144.9	-11.9	-0.0014 mg/L	-0.0014 mg/L	17:35:44
2	Be 313.107†	2452.5	11.3	0.0001 mg/L	0.0001 mg/L	17:35:24
2	Ca 315.886†	364.1	132.7	-0.0037 mg/L	-0.0037 mg/L	17:35:24
2	Cd 228.802†	127.5	7.6	-0.0003 mg/L	-0.0003 mg/L	17:35:44
2	Co 228.616†	-187.1	-7.3	-0.0019 mg/L	-0.0019 mg/L	17:35:44
2	Cr 267.716†	857.0	-16.0	-0.0021 mg/L	-0.0021 mg/L	17:35:24
2	Cu 324.752†	7392.6	786.6	0.0015 mg/L	0.0015 mg/L	17:35:24
2	Fe 234.349†	1024.3	41.1	-0.0098 mg/L	-0.0098 mg/L	17:35:44
2	Fe 238.204†	1118.5	73.8	-0.0106 mg/L	-0.0106 mg/L	17:35:44
2	Mg 279.077†	487.6	70.6	-0.0207 mg/L	-0.0207 mg/L	17:35:24
2	Mn 257.610†	1607.4	-39.8	-0.0023 mg/L	-0.0023 mg/L	17:35:24
2	Mo 202.031†	56.4	19.1	0.0010 mg/L	0.0010 mg/L	17:35:44
2	Ni 231.604†	32.6	10.7	-0.0023 mg/L	-0.0023 mg/L	17:35:44
2	P 214.914†	72.0	-7.5	0.0070 mg/L	0.0070 mg/L	17:35:44
2	Pb 220.353†	-152.9	-1.7	-0.0008 mg/L	-0.0008 mg/L	17:35:44
2	Sb 206.836†	12.1	4.8	0.0007 mg/L	0.0007 mg/L	17:35:44
2	Se 196.026†	-4.4	3.8	0.0048 mg/L	0.0048 mg/L	17:35:44
2	Sn 189.927†	87.5	4.9	-0.0012 mg/L	-0.0012 mg/L	17:35:44
2	Sr 407.771†	6521.7	237.1	-0.0003 mg/L	-0.0003 mg/L	17:35:19
2	Ti 337.279†	-2025.9	74.4	-0.0006 mg/L	-0.0006 mg/L	17:35:24

2	Tl 190.801†	-2.6	-2.7	-0.0038 mg/L	-0.0038 mg/L	17:35:44
2	V 292.402†	-1557.5	-21.2	-0.0006 mg/L	-0.0006 mg/L	17:35:24
2	Zn 213.857†	651.9	23.4	-0.0007 mg/L	-0.0007 mg/L	17:35:44

Mean Data: ICCB

Analyte	Mean Corrected		Calib		Sample		RSD
	Intensity	Conc.	Units	Std.Dev.	Conc.	Units	
Y 371.029	3302656.1	0.994	mg/L	0.0030			0.30%
Ag 328.068†	259.9	-0.0004	mg/L	0.00019	-0.0004	mg/L	45.13%
QC value within limits for Ag 328.068	Recovery = Not calculated						
Al 237.313†	12.3	-0.0001	mg/L	0.00169	-0.0001	mg/L	>999.9%
QC value within limits for Al 237.313	Recovery = Not calculated						
As 188.979†	1.8	0.0014	mg/L	0.00247	0.0014	mg/L	180.50%
QC value within limits for As 188.979	Recovery = Not calculated						
B 182.528†	2.2	0.0052	mg/L	0.00268	0.0052	mg/L	51.16%
QC value within limits for B 182.528	Recovery = Not calculated						
Ba 233.527†	-8.4	-0.0013	mg/L	0.00005	-0.0013	mg/L	3.51%
QC value within limits for Ba 233.527	Recovery = Not calculated						
Be 313.107†	-14.9	0.0001	mg/L	0.00001	0.0001	mg/L	13.89%
QC value within limits for Be 313.107	Recovery = Not calculated						
Ca 315.886†	64.8	-0.0042	mg/L	0.00073	-0.0042	mg/L	17.26%
QC value within limits for Ca 315.886	Recovery = Not calculated						
Cd 228.802†	13.3	-0.0001	mg/L	0.00023	-0.0001	mg/L	181.20%
QC value within limits for Cd 228.802	Recovery = Not calculated						
Co 228.616†	-3.4	-0.0018	mg/L	0.00016	-0.0018	mg/L	8.92%
QC value within limits for Co 228.616	Recovery = Not calculated						
Cr 267.716†	-14.0	-0.0021	mg/L	0.00002	-0.0021	mg/L	0.94%
QC value within limits for Cr 267.716	Recovery = Not calculated						
Cu 324.752†	889.0	0.0019	mg/L	0.00052	0.0019	mg/L	27.68%
QC value within limits for Cu 324.752	Recovery = Not calculated						
Fe 234.349†	32.1	-0.0100	mg/L	0.00027	-0.0100	mg/L	2.74%
QC value within limits for Fe 234.349	Recovery = Not calculated						
Fe 238.204†	88.7	-0.0105	mg/L	0.00019	-0.0105	mg/L	1.77%
QC value within limits for Fe 238.204	Recovery = Not calculated						
K 766.490†	30.6	-0.0133	mg/L	0.00256	-0.0133	mg/L	19.30%
QC value within limits for K 766.490	Recovery = Not calculated						
Li 670.784†	21.1	-0.0029	mg/L	0.00070	-0.0029	mg/L	24.37%
QC value within limits for Li 670.784	Recovery = Not calculated						
Mg 279.077†	7.4	-0.0232	mg/L	0.00357	-0.0232	mg/L	15.41%
QC value less than the lower limit for Mg 279.077	Recovery = Not calculated						
Mn 257.610†	-16.6	-0.0023	mg/L	0.00004	-0.0023	mg/L	1.81%
QC value within limits for Mn 257.610	Recovery = Not calculated						
Mo 202.031†	15.5	0.0008	mg/L	0.00039	0.0008	mg/L	51.96%
QC value within limits for Mo 202.031	Recovery = Not calculated						
Na 589.592	487.2	-0.1101	mg/L	0.00676	-0.1101	mg/L	6.14%
QC value within limits for Na 589.592	Recovery = Not calculated						
Ni 231.604†	3.3	-0.0026	mg/L	0.00036	-0.0026	mg/L	14.10%
QC value less than the lower limit for Ni 231.604	Recovery = Not calculated						
P 214.914†	-2.4	0.0106	mg/L	0.00515	0.0106	mg/L	48.64%
QC value within limits for P 214.914	Recovery = Not calculated						
Pb 220.353†	-0.1	-0.0007	mg/L	0.00027	-0.0007	mg/L	41.46%
QC value within limits for Pb 220.353	Recovery = Not calculated						
Sb 206.836†	4.2	0.0004	mg/L	0.00041	0.0004	mg/L	102.46%
QC value within limits for Sb 206.836	Recovery = Not calculated						
Se 196.026†	0.8	0.0010	mg/L	0.00548	0.0010	mg/L	572.37%
QC value within limits for Se 196.026	Recovery = Not calculated						
Sn 189.927†	6.0	-0.0009	mg/L	0.00045	-0.0009	mg/L	47.98%
QC value within limits for Sn 189.927	Recovery = Not calculated						
Sr 407.771†	239.1	-0.0003	mg/L	0.00000	-0.0003	mg/L	0.04%
QC value within limits for Sr 407.771	Recovery = Not calculated						
Ti 337.279†	148.1	-0.0005	mg/L	0.00014	-0.0005	mg/L	26.27%
QC value within limits for Ti 337.279	Recovery = Not calculated						
Tl 190.801†	-1.5	-0.0028	mg/L	0.00136	-0.0028	mg/L	47.83%
QC value within limits for Tl 190.801	Recovery = Not calculated						
V 292.402†	-10.6	-0.0006	mg/L	0.00005	-0.0006	mg/L	8.66%
QC value within limits for V 292.402	Recovery = Not calculated						
Zn 213.857†	27.5	-0.0006	mg/L	0.00008	-0.0006	mg/L	13.41%
QC value within limits for Zn 213.857	Recovery = Not calculated						
QC Failed. Continue with analysis.							

Sequence No.: 8
 Sample ID: CRI1
 Analyst:
 Initial Sample Wt:
 Dilution:

Autosampler Location: 6
 Date Collected: 7/15/2006 5:37:21 PM
 Data Type: Original
 Initial Sample Vol:
 Sample Prep Vol:

 Replicate Data: CRI1

Repl#	Analyte	Net Intensity	Corrected Intensity	Calib. Conc. Units	Sample Conc. Units	Analysis Time
1	K 766.490†	5819.0	5403.0	2.616 mg/L	2.616 mg/L	17:39:00
1	Li 670.784†	2008.5	1965.4	0.0522 mg/L	0.0522 mg/L	17:39:00
1	Na 589.592	19838.9	21025.7	2.491 mg/L	2.491 mg/L	17:39:00
1	Y 371.029	3276078.4	3276078.4	0.986 mg/L		17:39:14
1	Ag 328.068†	5030.7	7474.2	0.0253 mg/L	0.0253 mg/L	17:39:19
1	Al 237.313†	2051.8	2160.0	0.2581 mg/L	0.2581 mg/L	17:39:19
1	As 188.979†	37.5	32.5	0.0459 mg/L	0.0459 mg/L	17:39:39
1	B 182.528†	19.0	24.5	0.0614 mg/L	0.0614 mg/L	17:39:39
1	Ba 233.527†	5386.3	5598.8	0.0505 mg/L	0.0505 mg/L	17:39:19
1	Be 313.107†	27020.9	24964.7	0.0052 mg/L	0.0052 mg/L	17:39:19
1	Ca 315.886†	68547.6	69318.1	0.5204 mg/L	0.5204 mg/L	17:39:19
1	Cd 228.802†	1088.3	983.8	0.0255 mg/L	0.0255 mg/L	17:39:39
1	Co 228.616†	1599.4	1803.4	0.0507 mg/L	0.0507 mg/L	17:39:39
1	Cr 267.716†	8437.0	7683.8	0.0501 mg/L	0.0501 mg/L	17:39:19
1	Cu 324.752†	21199.0	14871.2	0.0518 mg/L	0.0518 mg/L	17:39:19
1	Fe 234.349†	12688.5	11886.7	0.2492 mg/L	0.2492 mg/L	17:39:19
1	Fe 238.204†	30418.7	29814.5	0.2522 mg/L	0.2522 mg/L	17:39:19
1	Mg 279.077†	13371.6	13148.3	0.5019 mg/L	0.5019 mg/L	17:39:19
1	Mn 257.610†	42997.1	41972.4	0.0504 mg/L	0.0504 mg/L	17:39:19
1	Mo 202.031†	707.3	680.1	0.0524 mg/L	0.0524 mg/L	17:39:39
1	Ni 231.604†	1534.8	1535.3	0.0500 mg/L	0.0500 mg/L	17:39:39
1	P 214.914†	772.5	704.1	0.5185 mg/L	0.5185 mg/L	17:39:39
1	Pb 220.353†	278.5	434.4	0.0509 mg/L	0.0509 mg/L	17:39:39
1	Sb 206.836†	105.9	100.0	0.0500 mg/L	0.0500 mg/L	17:39:39
1	Se 196.026†	67.9	77.1	0.1009 mg/L	0.1009 mg/L	17:39:39
1	Sn 189.927†	256.9	177.7	0.0492 mg/L	0.0492 mg/L	17:39:39
1	Sr 407.771†	123873.3	119373.8	0.0050 mg/L	0.0050 mg/L	17:39:14
1	Ti 337.279†	34580.2	37195.6	0.0506 mg/L	0.0506 mg/L	17:39:19
1	Tl 190.801†	59.0	59.8	0.0473 mg/L	0.0473 mg/L	17:39:39
1	V 292.402†	11154.9	12861.2	0.0513 mg/L	0.0513 mg/L	17:39:19
1	Zn 213.857†	4317.4	3749.3	0.0506 mg/L	0.0506 mg/L	17:39:39
2	K 766.490†	5751.0	5323.6	2.578 mg/L	2.578 mg/L	17:39:06
2	Li 670.784†	1960.7	1913.4	0.0507 mg/L	0.0507 mg/L	17:39:06
2	Na 589.592	19849.8	21036.6	2.492 mg/L	2.492 mg/L	17:39:06
2	Y 371.029	3281892.3	3281892.3	0.987 mg/L		17:39:45
2	Ag 328.068†	4927.0	7360.2	0.0249 mg/L	0.0249 mg/L	17:39:51
2	Al 237.313†	2008.5	2112.5	0.2523 mg/L	0.2523 mg/L	17:39:51
2	As 188.979†	44.2	39.2	0.0557 mg/L	0.0557 mg/L	17:40:11
2	B 182.528†	17.0	22.5	0.0562 mg/L	0.0562 mg/L	17:40:11
2	Ba 233.527†	5369.6	5572.2	0.0503 mg/L	0.0503 mg/L	17:39:51
2	Be 313.107†	26929.6	24823.7	0.0051 mg/L	0.0051 mg/L	17:39:51
2	Ca 315.886†	68944.5	69596.9	0.5226 mg/L	0.5226 mg/L	17:39:51
2	Cd 228.802†	1096.3	989.9	0.0256 mg/L	0.0256 mg/L	17:40:11
2	Co 228.616†	1598.9	1800.0	0.0506 mg/L	0.0506 mg/L	17:40:11
2	Cr 267.716†	8504.1	7736.5	0.0505 mg/L	0.0505 mg/L	17:39:51
2	Cu 324.752†	21274.1	14909.1	0.0520 mg/L	0.0520 mg/L	17:39:51
2	Fe 234.349†	12877.5	12055.2	0.2529 mg/L	0.2529 mg/L	17:39:51
2	Fe 238.204†	30643.6	29987.6	0.2537 mg/L	0.2537 mg/L	17:39:51
2	Mg 279.077†	13437.9	13191.4	0.5037 mg/L	0.5037 mg/L	17:39:51
2	Mn 257.610†	43133.8	42033.5	0.0504 mg/L	0.0504 mg/L	17:39:51
2	Mo 202.031†	679.6	650.8	0.0501 mg/L	0.0501 mg/L	17:40:11
2	Ni 231.604†	1556.0	1554.0	0.0507 mg/L	0.0507 mg/L	17:40:11
2	P 214.914†	778.4	708.6	0.5217 mg/L	0.5217 mg/L	17:40:11
2	Pb 220.353†	275.4	430.8	0.0505 mg/L	0.0505 mg/L	17:40:11
2	Sb 206.836†	113.1	107.2	0.0538 mg/L	0.0538 mg/L	17:40:11
2	Se 196.026†	68.5	77.7	0.1017 mg/L	0.1017 mg/L	17:40:11
2	Sn 189.927†	260.6	181.0	0.0502 mg/L	0.0502 mg/L	17:40:11
2	Sr 407.771†	124117.4	119398.5	0.0050 mg/L	0.0050 mg/L	17:39:45
2	Ti 337.279†	34725.7	37280.8	0.0508 mg/L	0.0508 mg/L	17:39:51
2	Tl 190.801†	65.6	66.4	0.0526 mg/L	0.0526 mg/L	17:40:11
2	V 292.402†	11151.8	12838.1	0.0512 mg/L	0.0512 mg/L	17:39:51
2	Zn 213.857†	4354.6	3779.2	0.0510 mg/L	0.0510 mg/L	17:40:11

 Mean Data: CRI1

Analyte	Mean Corrected Intensity	Calib Conc. Units	Std.Dev.	Sample Conc. Units	Std.Dev.	RSD
Y 371.029	3278985.4	0.986 mg/L	0.0012			0.13%
Ag 328.068†	7417.2	0.0251 mg/L	0.00029	0.0251 mg/L	0.00029	1.15%
QC value within limits for Ag 328.068 Recovery = 100.52%						
Al 237.313†	2136.3	0.2552 mg/L	0.00406	0.2552 mg/L	0.00406	1.59%
QC value within limits for Al 237.313 Recovery = 102.07%						
As 188.979†	35.8	0.0508 mg/L	0.00690	0.0508 mg/L	0.00690	13.59%
QC value within limits for As 188.979 Recovery = 101.59%						
B 182.528†	23.5	0.0588 mg/L	0.00368	0.0588 mg/L	0.00368	6.26%
QC value within limits for B 182.528 Recovery = 117.55%						
Ba 233.527†	5585.5	0.0504 mg/L	0.00017	0.0504 mg/L	0.00017	0.35%
QC value within limits for Ba 233.527 Recovery = 100.82%						
Be 313.107†	24894.2	0.0052 mg/L	0.00002	0.0052 mg/L	0.00002	0.40%
QC value within limits for Be 313.107 Recovery = 103.04%						
Ca 315.886†	69457.5	0.5215 mg/L	0.00149	0.5215 mg/L	0.00149	0.29%
QC value within limits for Ca 315.886 Recovery = 104.30%						
Cd 228.802†	986.8	0.0255 mg/L	0.00007	0.0255 mg/L	0.00007	0.29%
QC value within limits for Cd 228.802 Recovery = 102.03%						
Co 228.616†	1801.7	0.0507 mg/L	0.00007	0.0507 mg/L	0.00007	0.14%
QC value within limits for Co 228.616 Recovery = 101.36%						
Cr 267.716†	7710.1	0.0503 mg/L	0.00025	0.0503 mg/L	0.00025	0.50%
QC value within limits for Cr 267.716 Recovery = 100.62%						
Cu 324.752†	14890.2	0.0519 mg/L	0.00010	0.0519 mg/L	0.00010	0.19%
QC value within limits for Cu 324.752 Recovery = 103.81%						
Fe 234.349†	11971.0	0.2511 mg/L	0.00261	0.2511 mg/L	0.00261	1.04%
QC value within limits for Fe 234.349 Recovery = 100.43%						
Fe 238.204†	29901.1	0.2529 mg/L	0.00108	0.2529 mg/L	0.00108	0.43%
QC value within limits for Fe 238.204 Recovery = 101.17%						
K 766.490†	5363.3	2.597 mg/L	0.0275	2.597 mg/L	0.0275	1.06%
QC value within limits for K 766.490 Recovery = 103.88%						
Li 670.784†	1939.4	0.0515 mg/L	0.00104	0.0515 mg/L	0.00104	2.02%
QC value within limits for Li 670.784 Recovery = 102.93%						
Mg 279.077†	13169.8	0.5028 mg/L	0.00122	0.5028 mg/L	0.00122	0.24%
QC value within limits for Mg 279.077 Recovery = 100.56%						
Mn 257.610†	42002.9	0.0504 mg/L	0.00005	0.0504 mg/L	0.00005	0.11%
QC value within limits for Mn 257.610 Recovery = 100.82%						
Mo 202.031†	665.5	0.0513 mg/L	0.00161	0.0513 mg/L	0.00161	3.14%
QC value within limits for Mo 202.031 Recovery = 102.53%						
Na 589.592	21031.2	2.491 mg/L	0.0010	2.491 mg/L	0.0010	0.04%
QC value within limits for Na 589.592 Recovery = 99.65%						
Ni 231.604†	1544.6	0.0504 mg/L	0.00045	0.0504 mg/L	0.00045	0.90%
QC value within limits for Ni 231.604 Recovery = 100.74%						
P 214.914†	706.4	0.5201 mg/L	0.00230	0.5201 mg/L	0.00230	0.44%
QC value within limits for P 214.914 Recovery = 104.02%						
Pb 220.353†	432.6	0.0507 mg/L	0.00031	0.0507 mg/L	0.00031	0.61%
QC value within limits for Pb 220.353 Recovery = 101.44%						
Sb 206.836†	103.6	0.0519 mg/L	0.00267	0.0519 mg/L	0.00267	5.16%
QC value within limits for Sb 206.836 Recovery = 103.76%						
Se 196.026†	77.4	0.1013 mg/L	0.00052	0.1013 mg/L	0.00052	0.51%
QC value within limits for Se 196.026 Recovery = 101.31%						
Sn 189.927†	179.4	0.0497 mg/L	0.00068	0.0497 mg/L	0.00068	1.36%
QC value within limits for Sn 189.927 Recovery = 99.44%						
Sr 407.771†	119386.2	0.0050 mg/L	0.00000	0.0050 mg/L	0.00000	0.02%
QC value within limits for Sr 407.771 Recovery = 100.60%						
Ti 337.279†	37238.2	0.0507 mg/L	0.00008	0.0507 mg/L	0.00008	0.16%
QC value within limits for Ti 337.279 Recovery = 101.39%						
Tl 190.801†	63.1	0.0500 mg/L	0.00380	0.0500 mg/L	0.00380	7.60%
QC value within limits for Tl 190.801 Recovery = 99.92%						
V 292.402†	12849.7	0.0512 mg/L	0.00009	0.0512 mg/L	0.00009	0.18%
QC value within limits for V 292.402 Recovery = 102.46%						
Zn 213.857†	3764.2	0.0508 mg/L	0.00029	0.0508 mg/L	0.00029	0.57%
QC value within limits for Zn 213.857 Recovery = 101.59%						

All analyte(s) passed QC.

=====
 Sequence No.: 9
 Sample ID: CRI2
 Analyst:

=====
 Autosampler Location: 7
 Date Collected: 7/15/2006 5:41:51 PM
 Data Type: Original

Initial Sample Wt:
Dilution:Initial Sample Vol:
Sample Prep Vol:-----
Replicate Data: CRI2

Repl#	Analyte	Net Intensity	Corrected Intensity	Calib. Conc. Units	Sample Conc. Units	Analysis Time
1	K 766.490†	2538.2	2059.4	0.9798 mg/L	0.9798 mg/L	17:43:27
1	Li 670.784†	889.5	824.9	0.0199 mg/L	0.0199 mg/L	17:43:27
1	Na 589.592	7362.9	8549.7	0.9108 mg/L	0.9108 mg/L	17:43:27
1	Y 371.029	3294867.9	3294867.9	0.991 mg/L		17:43:41
1	Ag 328.068†	545.6	2920.4	0.0091 mg/L	0.0091 mg/L	17:43:46
1	Al 237.313†	787.3	872.4	0.1033 mg/L	0.1033 mg/L	17:44:06
1	As 188.979†	19.5	14.1	0.0192 mg/L	0.0192 mg/L	17:44:06
1	B 182.528†	2.2	7.5	0.0186 mg/L	0.0186 mg/L	17:44:06
1	Ba 233.527†	2095.6	2247.8	0.0195 mg/L	0.0195 mg/L	17:44:06
1	Be 313.107†	12194.7	9850.9	0.0021 mg/L	0.0021 mg/L	17:43:46
1	Ca 315.886†	27562.8	27573.8	0.2042 mg/L	0.2042 mg/L	17:43:46
1	Cd 228.802†	509.8	393.9	0.0099 mg/L	0.0099 mg/L	17:44:06
1	Co 228.616†	524.3	709.5	0.0189 mg/L	0.0189 mg/L	17:44:06
1	Cr 267.716†	4011.6	3170.3	0.0195 mg/L	0.0195 mg/L	17:43:46
1	Cu 324.752†	12318.4	5789.3	0.0194 mg/L	0.0194 mg/L	17:43:46
1	Fe 234.349†	5700.9	4763.7	0.0935 mg/L	0.0935 mg/L	17:43:46
1	Fe 238.204†	12821.9	11885.9	0.0938 mg/L	0.0938 mg/L	17:43:46
1	Mg 279.077†	5784.4	5416.5	0.1930 mg/L	0.1930 mg/L	17:43:46
1	Mn 257.610†	18123.6	16629.8	0.0186 mg/L	0.0186 mg/L	17:43:46
1	Mo 202.031†	302.9	268.1	0.0204 mg/L	0.0204 mg/L	17:44:06
1	Ni 231.604†	622.4	605.9	0.0181 mg/L	0.0181 mg/L	17:44:06
1	P 214.914†	347.0	270.3	0.2066 mg/L	0.2066 mg/L	17:44:06
1	Pb 220.353†	6.5	158.4	0.0182 mg/L	0.0182 mg/L	17:44:06
1	Sb 206.836†	55.3	48.4	0.0233 mg/L	0.0233 mg/L	17:44:06
1	Se 196.026†	27.1	35.6	0.0465 mg/L	0.0465 mg/L	17:44:06
1	Sn 189.927†	162.1	80.6	0.0209 mg/L	0.0209 mg/L	17:44:06
1	Sr 407.771†	53927.4	48091.9	0.0018 mg/L	0.0018 mg/L	17:43:41
1	Ti 337.279†	12604.2	14824.9	0.0197 mg/L	0.0197 mg/L	17:43:46
1	Tl 190.801†	19.8	19.9	0.0147 mg/L	0.0147 mg/L	17:44:06
1	V 292.402†	3525.3	5099.6	0.0200 mg/L	0.0200 mg/L	17:43:46
1	Zn 213.857†	2119.7	1507.1	0.0197 mg/L	0.0197 mg/L	17:44:06
2	K 766.490†	2483.7	2029.9	0.9654 mg/L	0.9654 mg/L	17:43:33
2	Li 670.784†	845.2	788.9	0.0189 mg/L	0.0189 mg/L	17:43:33
2	Na 589.592	7446.5	8633.4	0.9214 mg/L	0.9214 mg/L	17:43:33
2	Y 371.029	3261734.4	3261734.4	0.981 mg/L		17:44:12
2	Ag 328.068†	568.9	2949.7	0.0092 mg/L	0.0092 mg/L	17:44:17
2	Al 237.313†	786.8	880.0	0.1042 mg/L	0.1042 mg/L	17:44:38
2	As 188.979†	17.2	11.9	0.0160 mg/L	0.0160 mg/L	17:44:38
2	B 182.528†	6.1	11.5	0.0285 mg/L	0.0285 mg/L	17:44:38
2	Ba 233.527†	2082.0	2255.4	0.0196 mg/L	0.0196 mg/L	17:44:38
2	Be 313.107†	12108.7	9888.2	0.0021 mg/L	0.0021 mg/L	17:44:17
2	Ca 315.886†	27594.2	27888.3	0.2066 mg/L	0.2066 mg/L	17:44:17
2	Cd 228.802†	511.0	400.2	0.0101 mg/L	0.0101 mg/L	17:44:38
2	Co 228.616†	544.4	735.4	0.0197 mg/L	0.0197 mg/L	17:44:38
2	Cr 267.716†	3886.3	3083.8	0.0189 mg/L	0.0189 mg/L	17:44:17
2	Cu 324.752†	12422.4	6021.6	0.0202 mg/L	0.0202 mg/L	17:44:17
2	Fe 234.349†	5693.4	4814.6	0.0946 mg/L	0.0946 mg/L	17:44:17
2	Fe 238.204†	12858.7	12054.8	0.0952 mg/L	0.0952 mg/L	17:44:17
2	Mg 279.077†	5691.9	5381.6	0.1916 mg/L	0.1916 mg/L	17:44:17
2	Mn 257.610†	18200.7	16894.2	0.0189 mg/L	0.0189 mg/L	17:44:17
2	Mo 202.031†	310.5	278.9	0.0212 mg/L	0.0212 mg/L	17:44:38
2	Ni 231.604†	628.7	618.7	0.0186 mg/L	0.0186 mg/L	17:44:38
2	P 214.914†	355.1	282.1	0.2151 mg/L	0.2151 mg/L	17:44:38
2	Pb 220.353†	9.9	162.0	0.0186 mg/L	0.0186 mg/L	17:44:38
2	Sb 206.836†	49.5	43.1	0.0205 mg/L	0.0205 mg/L	17:44:38
2	Se 196.026†	25.8	34.5	0.0452 mg/L	0.0452 mg/L	17:44:38
2	Sn 189.927†	155.1	75.1	0.0193 mg/L	0.0193 mg/L	17:44:38
2	Sr 407.771†	53333.7	48039.6	0.0018 mg/L	0.0018 mg/L	17:44:12
2	Ti 337.279†	12685.3	15036.7	0.0200 mg/L	0.0200 mg/L	17:44:17
2	Tl 190.801†	24.9	25.3	0.0191 mg/L	0.0191 mg/L	17:44:38
2	V 292.402†	3451.9	5060.9	0.0198 mg/L	0.0198 mg/L	17:44:17
2	Zn 213.857†	2098.2	1506.9	0.0197 mg/L	0.0197 mg/L	17:44:38

Mean Data: CRI2

Analyte	Mean Corrected Intensity	Calib Conc. Units	Std.Dev.	Sample Conc. Units	Std.Dev.	RSD
Y 371.029	3278301.2	0.986 mg/L	0.0070			0.71%
Ag 328.068†	2935.0	0.0091 mg/L	0.00007	0.0091 mg/L	0.00007	0.81%
	QC value within limits for Ag 328.068	Recovery = 91.24%				
Al 237.313†	876.2	0.1037 mg/L	0.00064	0.1037 mg/L	0.00064	0.62%
	QC value within limits for Al 237.313	Recovery = 103.73%				
As 188.979†	13.0	0.0176 mg/L	0.00226	0.0176 mg/L	0.00226	12.82%
	QC value within limits for As 188.979	Recovery = 88.20%				
B 182.528†	9.5	0.0236 mg/L	0.00698	0.0236 mg/L	0.00698	29.60%
	QC value within limits for B 182.528	Recovery = 117.83%				
Ba 233.527†	2251.6	0.0196 mg/L	0.00005	0.0196 mg/L	0.00005	0.26%
	QC value within limits for Ba 233.527	Recovery = 97.88%				
Be 313.107†	9869.6	0.0021 mg/L	0.00001	0.0021 mg/L	0.00001	0.25%
	QC value within limits for Be 313.107	Recovery = 103.91%				
Ca 315.886†	27731.1	0.2054 mg/L	0.00168	0.2054 mg/L	0.00168	0.82%
	QC value within limits for Ca 315.886	Recovery = 102.69%				
Cd 228.802†	397.1	0.0100 mg/L	0.00013	0.0100 mg/L	0.00013	1.34%
	QC value within limits for Cd 228.802	Recovery = 99.99%				
Co 228.616†	722.4	0.0193 mg/L	0.00053	0.0193 mg/L	0.00053	2.76%
	QC value within limits for Co 228.616	Recovery = 96.48%				
Cr 267.716†	3127.1	0.0192 mg/L	0.00042	0.0192 mg/L	0.00042	2.16%
	QC value within limits for Cr 267.716	Recovery = 96.19%				
Cu 324.752†	5905.4	0.0198 mg/L	0.00059	0.0198 mg/L	0.00059	2.96%
	QC value within limits for Cu 324.752	Recovery = 99.00%				
Fe 234.349†	4789.1	0.0940 mg/L	0.00078	0.0940 mg/L	0.00078	0.83%
	QC value within limits for Fe 234.349	Recovery = 94.03%				
Fe 238.204†	11970.4	0.0945 mg/L	0.00106	0.0945 mg/L	0.00106	1.12%
	QC value within limits for Fe 238.204	Recovery = 94.50%				
K 766.490†	2044.7	0.9726 mg/L	0.01020	0.9726 mg/L	0.01020	1.05%
	QC value within limits for K 766.490	Recovery = 97.26%				
Li 670.784†	806.9	0.0194 mg/L	0.00072	0.0194 mg/L	0.00072	3.72%
	QC value within limits for Li 670.784	Recovery = 96.95%				
Mg 279.077†	5399.0	0.1923 mg/L	0.00099	0.1923 mg/L	0.00099	0.51%
	QC value within limits for Mg 279.077	Recovery = 96.14%				
Mn 257.610†	16762.0	0.0188 mg/L	0.00023	0.0188 mg/L	0.00023	1.25%
	QC value within limits for Mn 257.610	Recovery = 93.79%				
Mo 202.031†	273.5	0.0208 mg/L	0.00059	0.0208 mg/L	0.00059	2.86%
	QC value within limits for Mo 202.031	Recovery = 104.00%				
Na 589.592	8591.5	0.9161 mg/L	0.00749	0.9161 mg/L	0.00749	0.82%
	QC value within limits for Na 589.592	Recovery = 91.61%				
Ni 231.604†	612.3	0.0184 mg/L	0.00031	0.0184 mg/L	0.00031	1.69%
	QC value within limits for Ni 231.604	Recovery = 91.79%				
P 214.914†	276.2	0.2109 mg/L	0.00600	0.2109 mg/L	0.00600	2.85%
	QC value within limits for P 214.914	Recovery = 105.45%				
Pb 220.353†	160.2	0.0184 mg/L	0.00030	0.0184 mg/L	0.00030	1.64%
	QC value within limits for Pb 220.353	Recovery = 91.90%				
Sb 206.836†	45.8	0.0219 mg/L	0.00200	0.0219 mg/L	0.00200	9.11%
	QC value within limits for Sb 206.836	Recovery = 109.68%				
Se 196.026†	35.0	0.0458 mg/L	0.00094	0.0458 mg/L	0.00094	2.05%
	QC value within limits for Se 196.026	Recovery = 114.54%				
Sn 189.927†	77.9	0.0201 mg/L	0.00113	0.0201 mg/L	0.00113	5.65%
	QC value within limits for Sn 189.927	Recovery = 100.33%				
Sr 407.771†	48065.7	0.0018 mg/L	0.00000	0.0018 mg/L	0.00000	0.09%
	QC value within limits for Sr 407.771	Recovery = 91.65%				
Ti 337.279†	14930.8	0.0199 mg/L	0.00021	0.0199 mg/L	0.00021	1.04%
	QC value within limits for Ti 337.279	Recovery = 99.38%				
Tl 190.801†	22.6	0.0169 mg/L	0.00311	0.0169 mg/L	0.00311	18.39%
	QC value within limits for Tl 190.801	Recovery = 84.47%				
V 292.402†	5080.2	0.0199 mg/L	0.00010	0.0199 mg/L	0.00010	0.50%
	QC value within limits for V 292.402	Recovery = 99.56%				
Zn 213.857†	1507.0	0.0197 mg/L	0.00000	0.0197 mg/L	0.00000	0.02%
	QC value within limits for Zn 213.857	Recovery = 98.69%				

All analyte(s) passed QC.

Sequence No.: 10

Sample ID: CRI3

Analyst:

Initial Sample Wt:

Dilution:

Autosampler Location: 8

Date Collected: 7/15/2006 5:46:18 PM

Data Type: Original

Initial Sample Vol:

Sample Prep Vol:

Replicate Data: CRI3

Repl#	Analyte	Net Intensity	Corrected Intensity	Calib. Conc. Units	Sample Conc. Units	Analysis Time
1	K 766.490†	1576.6	1114.6	0.5173 mg/L	0.5173 mg/L	17:47:54
1	Li 670.784†	460.8	399.8	0.0079 mg/L	0.0079 mg/L	17:47:54
1	Na 589.592	3059.3	4246.1	0.3658 mg/L	0.3658 mg/L	17:47:54
1	Y 371.029	3243414.4	3243414.4	0.976 mg/L		17:48:07
1	Ag 328.068†	-1020.5	1324.1	0.0034 mg/L	0.0034 mg/L	17:48:13
1	Al 237.313†	395.7	483.8	0.0566 mg/L	0.0566 mg/L	17:48:33
1	As 188.979†	12.8	7.5	0.0097 mg/L	0.0097 mg/L	17:48:33
1	B 182.528†	-0.8	4.4	0.0108 mg/L	0.0108 mg/L	17:48:33
1	Ba 233.527†	990.4	1148.6	0.0094 mg/L	0.0094 mg/L	17:48:33
1	Be 313.107†	7141.6	4867.4	0.0011 mg/L	0.0011 mg/L	17:48:13
1	Ca 315.886†	13932.9	14046.2	0.1017 mg/L	0.1017 mg/L	17:48:13
1	Cd 228.802†	327.0	214.7	0.0052 mg/L	0.0052 mg/L	17:48:33
1	Co 228.616†	187.9	373.1	0.0091 mg/L	0.0091 mg/L	17:48:33
1	Cr 267.716†	2347.6	1529.2	0.0084 mg/L	0.0084 mg/L	17:48:13
1	Cu 324.752†	9326.3	2920.0	0.0091 mg/L	0.0091 mg/L	17:48:13
1	Fe 234.349†	3318.4	2413.3	0.0421 mg/L	0.0421 mg/L	17:48:13
1	Fe 238.204†	6878.5	6000.0	0.0417 mg/L	0.0417 mg/L	17:48:13
1	Mg 279.077†	2998.4	2653.9	0.0826 mg/L	0.0826 mg/L	17:48:13
1	Mn 257.610†	9892.8	8484.5	0.0084 mg/L	0.0084 mg/L	17:48:13
1	Mo 202.031†	166.4	133.0	0.0099 mg/L	0.0099 mg/L	17:48:33
1	Ni 231.604†	312.2	297.9	0.0076 mg/L	0.0076 mg/L	17:48:33
1	P 214.914†	215.0	140.6	0.1134 mg/L	0.1134 mg/L	17:48:33
1	Pb 220.353†	-84.8	65.0	0.0071 mg/L	0.0071 mg/L	17:48:33
1	Sb 206.836†	31.0	24.4	0.0109 mg/L	0.0109 mg/L	17:48:33
1	Se 196.026†	5.6	14.0	0.0182 mg/L	0.0182 mg/L	17:48:33
1	Sn 189.927†	128.3	48.6	0.0115 mg/L	0.0115 mg/L	17:48:33
1	Sr 407.771†	29800.7	24228.6	0.0008 mg/L	0.0008 mg/L	17:48:07
1	Ti 337.279†	5385.6	7628.6	0.0098 mg/L	0.0098 mg/L	17:48:13
1	Tl 190.801†	16.3	16.7	0.0120 mg/L	0.0120 mg/L	17:48:33
1	V 292.402†	952.4	2519.1	0.0096 mg/L	0.0096 mg/L	17:48:13
1	Zn 213.857†	1376.7	779.6	0.0097 mg/L	0.0097 mg/L	17:48:33
2	K 766.490†	1530.0	1060.6	0.4909 mg/L	0.4909 mg/L	17:47:59
2	Li 670.784†	432.6	369.2	0.0070 mg/L	0.0070 mg/L	17:47:59
2	Na 589.592	3146.4	4333.3	0.3769 mg/L	0.3769 mg/L	17:47:59
2	Y 371.029	3256245.6	3256245.6	0.980 mg/L		17:48:39
2	Ag 328.068†	-882.2	1469.4	0.0039 mg/L	0.0039 mg/L	17:48:44
2	Al 237.313†	383.5	469.7	0.0549 mg/L	0.0549 mg/L	17:49:04
2	As 188.979†	12.6	7.2	0.0093 mg/L	0.0093 mg/L	17:49:04
2	B 182.528†	3.2	8.6	0.0212 mg/L	0.0212 mg/L	17:49:04
2	Ba 233.527†	991.1	1145.3	0.0093 mg/L	0.0093 mg/L	17:49:04
2	Be 313.107†	7255.6	4954.9	0.0011 mg/L	0.0011 mg/L	17:48:44
2	Ca 315.886†	14059.0	14118.7	0.1023 mg/L	0.1023 mg/L	17:48:44
2	Cd 228.802†	340.2	226.8	0.0055 mg/L	0.0055 mg/L	17:49:04
2	Co 228.616†	170.0	354.1	0.0086 mg/L	0.0086 mg/L	17:49:04
2	Cr 267.716†	2363.9	1536.3	0.0085 mg/L	0.0085 mg/L	17:48:44
2	Cu 324.752†	9424.6	2982.7	0.0094 mg/L	0.0094 mg/L	17:48:44
2	Fe 234.349†	3381.8	2464.6	0.0432 mg/L	0.0432 mg/L	17:48:44
2	Fe 238.204†	6927.4	6022.1	0.0419 mg/L	0.0419 mg/L	17:48:44
2	Mg 279.077†	3041.2	2685.5	0.0838 mg/L	0.0838 mg/L	17:48:44
2	Mn 257.610†	9893.3	8445.1	0.0083 mg/L	0.0083 mg/L	17:48:44
2	Mo 202.031†	182.2	148.4	0.0111 mg/L	0.0111 mg/L	17:49:04
2	Ni 231.604†	319.6	304.2	0.0078 mg/L	0.0078 mg/L	17:49:04
2	P 214.914†	219.1	144.0	0.1158 mg/L	0.1158 mg/L	17:49:04
2	Pb 220.353†	-68.8	81.6	0.0091 mg/L	0.0091 mg/L	17:49:04
2	Sb 206.836†	31.8	25.1	0.0112 mg/L	0.0112 mg/L	17:49:04
2	Se 196.026†	7.4	15.8	0.0206 mg/L	0.0206 mg/L	17:49:04
2	Sn 189.927†	115.1	34.5	0.0074 mg/L	0.0074 mg/L	17:49:04
2	Sr 407.771†	29942.5	24253.0	0.0008 mg/L	0.0008 mg/L	17:48:39
2	Ti 337.279†	5292.1	7511.4	0.0096 mg/L	0.0096 mg/L	17:48:44
2	Tl 190.801†	12.6	12.8	0.0088 mg/L	0.0088 mg/L	17:49:04
2	V 292.402†	939.2	2501.9	0.0095 mg/L	0.0095 mg/L	17:48:44
2	Zn 213.857†	1389.7	787.3	0.0098 mg/L	0.0098 mg/L	17:49:04

Mean Data: CRI3

Analyte	Mean Corrected Intensity	Calib Conc. Units	Std.Dev.	Sample Conc. Units	Std.Dev.	RSD
Y 371.029	3249830.0	0.978 mg/L	0.0027			0.28%

Ag 328.068†	1396.7	0.0036 mg/L	0.00037	0.0036 mg/L	0.00037	10.10%
QC value within limits for Ag 328.068 Recovery = 72.61%						
Al 237.313†	476.7	0.0557 mg/L	0.00121	0.0557 mg/L	0.00121	2.17%
QC value within limits for Al 237.313 Recovery = 111.43%						
As 188.979†	7.4	0.0095 mg/L	0.00028	0.0095 mg/L	0.00028	2.93%
QC value within limits for As 188.979 Recovery = 94.84%						
B 182.528†	6.5	0.0160 mg/L	0.00732	0.0160 mg/L	0.00732	45.69%
QC value greater than the upper limit for B 182.528 Recovery = 160.10%						
Ba 233.527†	1147.0	0.0094 mg/L	0.00002	0.0094 mg/L	0.00002	0.22%
QC value within limits for Ba 233.527 Recovery = 93.59%						
Be 313.107†	4911.1	0.0011 mg/L	0.00001	0.0011 mg/L	0.00001	1.21%
QC value within limits for Be 313.107 Recovery = 106.37%						
Ca 315.886†	14082.5	0.1020 mg/L	0.00039	0.1020 mg/L	0.00039	0.38%
QC value within limits for Ca 315.886 Recovery = 101.99%						
Cd 228.802†	220.7	0.0053 mg/L	0.00023	0.0053 mg/L	0.00023	4.22%
QC value within limits for Cd 228.802 Recovery = 106.93%						
Co 228.616†	363.6	0.0089 mg/L	0.00039	0.0089 mg/L	0.00039	4.41%
QC value within limits for Co 228.616 Recovery = 88.62%						
Cr 267.716†	1532.8	0.0084 mg/L	0.00003	0.0084 mg/L	0.00003	0.40%
QC value within limits for Cr 267.716 Recovery = 84.29%						
Cu 324.752†	2951.3	0.0092 mg/L	0.00016	0.0092 mg/L	0.00016	1.71%
QC value within limits for Cu 324.752 Recovery = 92.43%						
Fe 234.349†	2439.0	0.0426 mg/L	0.00079	0.0426 mg/L	0.00079	1.86%
QC value within limits for Fe 234.349 Recovery = 85.28%						
Fe 238.204†	6011.1	0.0418 mg/L	0.00014	0.0418 mg/L	0.00014	0.33%
QC value within limits for Fe 238.204 Recovery = 83.69%						
K 766.490†	1087.6	0.5041 mg/L	0.01869	0.5041 mg/L	0.01869	3.71%
QC value within limits for K 766.490 Recovery = 100.82%						
Li 670.784†	384.5	0.0074 mg/L	0.00061	0.0074 mg/L	0.00061	8.26%
QC value within limits for Li 670.784 Recovery = 74.24%						
Mg 279.077†	2669.7	0.0832 mg/L	0.00089	0.0832 mg/L	0.00089	1.07%
QC value within limits for Mg 279.077 Recovery = 83.20%						
Mn 257.610†	8464.8	0.0084 mg/L	0.00003	0.0084 mg/L	0.00003	0.42%
QC value within limits for Mn 257.610 Recovery = 83.54%						
Mo 202.031†	140.7	0.0105 mg/L	0.00085	0.0105 mg/L	0.00085	8.09%
QC value within limits for Mo 202.031 Recovery = 104.82%						
Na 589.592	4289.7	0.3714 mg/L	0.00780	0.3714 mg/L	0.00780	2.10%
QC value within limits for Na 589.592 Recovery = 74.27%						
Ni 231.604†	301.1	0.0077 mg/L	0.00015	0.0077 mg/L	0.00015	2.00%
QC value within limits for Ni 231.604 Recovery = 76.72%						
P 214.914†	142.3	0.1146 mg/L	0.00169	0.1146 mg/L	0.00169	1.48%
QC value within limits for P 214.914 Recovery = 114.61%						
Pb 220.353†	73.3	0.0081 mg/L	0.00140	0.0081 mg/L	0.00140	17.35%
QC value within limits for Pb 220.353 Recovery = 80.63%						
Sb 206.836†	24.8	0.0110 mg/L	0.00024	0.0110 mg/L	0.00024	2.17%
QC value within limits for Sb 206.836 Recovery = 110.50%						
Se 196.026†	14.9	0.0194 mg/L	0.00174	0.0194 mg/L	0.00174	8.97%
QC value within limits for Se 196.026 Recovery = 97.01%						
Sn 189.927†	41.5	0.0095 mg/L	0.00290	0.0095 mg/L	0.00290	30.72%
QC value within limits for Sn 189.927 Recovery = 94.51%						
Sr 407.771†	24240.8	0.0008 mg/L	0.00000	0.0008 mg/L	0.00000	0.10%
QC value within limits for Sr 407.771 Recovery = 76.50%						
Ti 337.279†	7570.0	0.0097 mg/L	0.00011	0.0097 mg/L	0.00011	1.18%
QC value within limits for Ti 337.279 Recovery = 97.06%						
Tl 190.801†	14.7	0.0104 mg/L	0.00222	0.0104 mg/L	0.00222	21.32%
QC value within limits for Tl 190.801 Recovery = 103.99%						
V 292.402†	2510.5	0.0095 mg/L	0.00003	0.0095 mg/L	0.00003	0.36%
QC value within limits for V 292.402 Recovery = 95.50%						
Zn 213.857†	783.5	0.0098 mg/L	0.00007	0.0098 mg/L	0.00007	0.76%
QC value within limits for Zn 213.857 Recovery = 97.84%						
QC Failed. Continue with analysis.						

```

=====
Sequence No.: 11                               Autosampler Location: 160
Sample ID: ICSA                               Date Collected: 7/15/2006 5:50:46 PM
Analyst:                                       Data Type: Original
Initial Sample Wt:                             Initial Sample Vol:
Dilution:                                     Sample Prep Vol:
User canceled analysis.
=====

```

=====
Analysis Begun

Start Time: 7/15/2006 5:52:54 PM

Plasma On Time: 7/15/2006 2:28:01 PM

Logged In Analyst: ICP3

Technique: ICP Continuous

Spectrometer Model: Optima 4300 DV, S/N 077N1032302 Autosampler Model: AS-91

Sample Information File: C:\pe\Administrator\Sample Information\071506na.sif

Batch ID:

Results Data Set: 071506nad

Results Library: Q:\Metals\Results\ICP3\Results\Results.mdb

Sequence No.: 11

Autosampler Location: 160

Sample ID: IC3A

Date Collected: 7/15/2006 5:52:54 PM

Analyst:

Data Type: Original

Initial Sample Wt:

Initial Sample Vol:

Dilution:

Sample Prep Vol:

Replicate Data: IC3A

Repl#	Analyte	Net Intensity	Corrected Intensity	Calib. Conc. Units	Sample Conc. Units	Analysis Time
1	K 766.490†	484.8	34.0	-0.0116 mg/L	-0.0116 mg/L	17:54:32
1	Li 670.784†	141.0	83.1	-0.0011 mg/L	-0.0011 mg/L	17:54:32
1	Na 589.592	-646.0	540.9	-0.1033 mg/L	-0.1033 mg/L	17:54:32
1	Y 371.029	3011141.3	3011141.3	0.906 mg/L	0.906 mg/L	17:54:59
1	Ag 328.068†	-2821.4	-744.6	-0.0002 mg/L	-0.0002 mg/L	17:55:04
1	Al 237.313†	1961295.5	2165178.4	260.8 mg/L	260.8 mg/L	17:54:59
1	As 188.979†	12.5	8.2	0.0107 mg/L	0.0107 mg/L	17:55:25
1	B 182.528†	11.1	17.6	0.0439 mg/L	0.0439 mg/L	17:55:25
1	Ba 233.527†	107.6	252.4	0.0011 mg/L	0.0011 mg/L	17:55:25
1	Be 313.107†	4.1	-2447.2	0.0001 mg/L	0.0001 mg/L	17:55:04
1	Ca 315.886†	29958726.8	33071604.7	250.4 mg/L	250.4 mg/L	17:54:52
1	Cd 228.802†	101.1	-8.8	-0.0001 mg/L	-0.0001 mg/L	17:55:25
1	Co 228.616†	-127.9	39.4	-0.0006 mg/L	-0.0006 mg/L	17:55:25
1	Cr 267.716†	539.6	-281.1	0.0018 mg/L	0.0018 mg/L	17:55:04
1	Cu 324.752†	3946.0	-2282.0	0.0075 mg/L	0.0075 mg/L	17:55:04
1	Fe 234.349†	3891580.8	4294980.3	94.12 mg/L	94.12 mg/L	17:54:59
1	Fe 238.204†	9266949.9	10228860.0	90.35 mg/L	90.35 mg/L	17:54:52
1	Mg 279.077†	5557674.2	6134771.6	244.9 mg/L	244.9 mg/L	17:54:59
1	Mn 257.610†	5665.3	4599.8	0.0035 mg/L	0.0035 mg/L	17:55:04
1	Mo 202.031†	216.6	201.6	0.0152 mg/L	0.0152 mg/L	17:55:25
1	Ni 231.604†	11.6	-9.2	-0.0030 mg/L	-0.0030 mg/L	17:55:25
1	P 214.914†	-43.4	-127.7	-0.0795 mg/L	-0.0795 mg/L	17:55:25
1	Pb 220.353†	-563.9	-470.7	-0.0088 mg/L	-0.0088 mg/L	17:55:25
1	Sb 206.836†	13.9	7.9	0.0024 mg/L	0.0024 mg/L	17:55:25
1	Se 196.026†	18.6	28.8	0.0376 mg/L	0.0376 mg/L	17:55:25
1	Sn 189.927†	-20.3	-105.3	-0.0297 mg/L	-0.0297 mg/L	17:55:25
1	Sr 407.771†	22734.9	18784.5	0.0005 mg/L	0.0005 mg/L	17:55:04
1	Ti 337.279†	1823.6	4122.2	0.0049 mg/L	0.0049 mg/L	17:55:04
1	Tl 190.801†	52.6	58.0	0.0456 mg/L	0.0456 mg/L	17:55:25
1	V 292.402†	1371.4	3057.0	-0.0004 mg/L	-0.0004 mg/L	17:55:04
1	Zn 213.857†	2210.0	1808.2	0.0156 mg/L	0.0156 mg/L	17:55:25
2	K 766.490†	435.7	-22.4	-0.0392 mg/L	-0.0392 mg/L	17:54:38
2	Li 670.784†	129.5	69.8	-0.0015 mg/L	-0.0015 mg/L	17:54:38
2	Na 589.592	-615.8	571.1	-0.0995 mg/L	-0.0995 mg/L	17:54:38
2	Y 371.029	3025269.5	3025269.5	0.910 mg/L	0.910 mg/L	17:55:43
2	Ag 328.068†	-2737.4	-637.7	0.0002 mg/L	0.0002 mg/L	17:55:48
2	Al 237.313†	1975020.0	2170147.2	261.4 mg/L	261.4 mg/L	17:55:43
2	As 188.979†	14.1	9.9	0.0131 mg/L	0.0131 mg/L	17:56:09
2	B 182.528†	6.4	12.3	0.0305 mg/L	0.0305 mg/L	17:56:09
2	Ba 233.527†	83.3	225.1	0.0008 mg/L	0.0008 mg/L	17:56:09
2	Be 313.107†	4.2	-2447.2	0.0001 mg/L	0.0001 mg/L	17:55:48
2	Ca 315.886†	29856829.4	32805196.0	248.4 mg/L	248.4 mg/L	17:55:36
2	Cd 228.802†	101.7	-8.7	-0.0001 mg/L	-0.0001 mg/L	17:56:09
2	Co 228.616†	-149.1	16.7	-0.0012 mg/L	-0.0012 mg/L	17:56:09
2	Cr 267.716†	510.2	-316.2	0.0015 mg/L	0.0015 mg/L	17:55:48
2	Cu 324.752†	4275.4	-1940.5	0.0088 mg/L	0.0088 mg/L	17:55:48
2	Fe 234.349†	3922042.5	4308387.9	94.41 mg/L	94.41 mg/L	17:55:43
2	Fe 238.204†	9228340.0	10138662.6	89.55 mg/L	89.55 mg/L	17:55:36
2	Mg 279.077†	5601754.6	6154553.4	245.7 mg/L	245.7 mg/L	17:55:43
2	Mn 257.610†	5758.8	4673.3	0.0036 mg/L	0.0036 mg/L	17:55:48
2	Mo 202.031†	244.4	231.0	0.0175 mg/L	0.0175 mg/L	17:56:09

2	Ni 231.604†	29.0	9.9	-0.0023 mg/L	-0.0023 mg/L	17:56:09
2	P 214.914†	-31.0	-113.8	-0.0695 mg/L	-0.0695 mg/L	17:56:09
2	Pb 220.353†	-564.6	-468.5	-0.0085 mg/L	-0.0085 mg/L	17:56:09
2	Sb 206.836†	13.0	6.9	0.0019 mg/L	0.0019 mg/L	17:56:09
2	Se 196.026†	8.4	17.4	0.0227 mg/L	0.0227 mg/L	17:56:09
2	Sn 189.927†	-7.8	-91.5	-0.0256 mg/L	-0.0256 mg/L	17:56:09
2	Sr 407.771†	22956.2	18910.4	0.0005 mg/L	0.0005 mg/L	17:55:48
2	Ti 337.279†	1860.9	4153.8	0.0050 mg/L	0.0050 mg/L	17:55:48
2	Tl 190.801†	67.0	73.5	0.0582 mg/L	0.0582 mg/L	17:56:09
2	V 292.402†	1456.0	3142.9	-0.0001 mg/L	-0.0001 mg/L	17:55:48
2	Zn 213.857†	2238.9	1828.6	0.0158 mg/L	0.0158 mg/L	17:56:09

Mean Data: ICSA

Analyte	Mean Corrected Intensity	Conc. Units	Calib	Std.Dev.	Sample Conc. Units	Std.Dev.	RSD
Y 371.029	3018205.4	0.908 mg/L		0.0030			0.33%
Ag 328.068†	-691.2	0.0000 mg/L		0.00028	0.0000 mg/L	0.00028	697.17%
QC value within limits for Ag 328.068 Recovery = Not calculated							
Al 237.313†	2167662.8	261.1 mg/L		0.42	261.1 mg/L	0.42	0.16%
QC value within limits for Al 237.313 Recovery = 104.44%							
As 188.979†	9.0	0.0119 mg/L		0.00167	0.0119 mg/L	0.00167	14.03%
QC value within limits for As 188.979 Recovery = Not calculated							
B 182.528†	14.9	0.0372 mg/L		0.00947	0.0372 mg/L	0.00947	25.46%
QC value within limits for B 182.528 Recovery = Not calculated							
Ba 233.527†	238.7	0.0010 mg/L		0.00018	0.0010 mg/L	0.00018	18.49%
QC value within limits for Ba 233.527 Recovery = Not calculated							
Be 313.107†	-2447.2	0.0001 mg/L		0.00000	0.0001 mg/L	0.00000	1.02%
QC value within limits for Be 313.107 Recovery = Not calculated							
Ca 315.886†	32938400.4	249.4 mg/L		1.43	249.4 mg/L	1.43	0.57%
QC value within limits for Ca 315.886 Recovery = 99.76%							
Cd 228.802†	-8.8	-0.0001 mg/L		0.00001	-0.0001 mg/L	0.00001	7.39%
QC value within limits for Cd 228.802 Recovery = Not calculated							
Co 228.616†	28.0	-0.0009 mg/L		0.00047	-0.0009 mg/L	0.00047	51.65%
QC value within limits for Co 228.616 Recovery = Not calculated							
Cr 267.716†	-298.6	0.0017 mg/L		0.00016	0.0017 mg/L	0.00016	9.45%
QC value within limits for Cr 267.716 Recovery = Not calculated							
Cu 324.752†	-2111.3	0.0081 mg/L		0.00090	0.0081 mg/L	0.00090	11.05%
QC value within limits for Cu 324.752 Recovery = Not calculated							
Fe 234.349†	4301684.1	94.26 mg/L		0.208	94.26 mg/L	0.208	0.22%
QC value within limits for Fe 234.349 Recovery = 94.26%							
Fe 238.204†	10183761.3	89.95 mg/L		0.563	89.95 mg/L	0.563	0.63%
QC value within limits for Fe 238.204 Recovery = 89.95%							
K 766.490†	5.8	-0.0254 mg/L		0.01952	-0.0254 mg/L	0.01952	76.85%
QC value within limits for K 766.490 Recovery = Not calculated							
Li 670.784†	76.5	-0.0013 mg/L		0.00027	-0.0013 mg/L	0.00027	20.56%
QC value within limits for Li 670.784 Recovery = Not calculated							
Mg 279.077†	6144662.5	245.3 mg/L		0.56	245.3 mg/L	0.56	0.23%
QC value within limits for Mg 279.077 Recovery = 98.11%							
Mn 257.610†	4636.6	0.0036 mg/L		0.00007	0.0036 mg/L	0.00007	1.84%
QC value within limits for Mn 257.610 Recovery = Not calculated							
Mo 202.031†	216.3	0.0164 mg/L		0.00162	0.0164 mg/L	0.00162	9.88%
QC value within limits for Mo 202.031 Recovery = Not calculated							
Na 589.592	556.0	-0.1014 mg/L		0.00271	-0.1014 mg/L	0.00271	2.67%
QC value within limits for Na 589.592 Recovery = Not calculated							
Ni 231.604†	0.3	-0.0026 mg/L		0.00046	-0.0026 mg/L	0.00046	17.49%
QC value within limits for Ni 231.604 Recovery = Not calculated							
P 214.914†	-120.8	-0.0745 mg/L		0.00703	-0.0745 mg/L	0.00703	9.43%
QC value within limits for P 214.914 Recovery = Not calculated							
Pb 220.353†	-469.6	-0.0086 mg/L		0.00026	-0.0086 mg/L	0.00026	3.02%
QC value within limits for Pb 220.353 Recovery = Not calculated							
Sb 206.836†	7.4	0.0021 mg/L		0.00038	0.0021 mg/L	0.00038	18.00%
QC value within limits for Sb 206.836 Recovery = Not calculated							
Se 196.026†	23.1	0.0302 mg/L		0.01048	0.0302 mg/L	0.01048	34.77%
QC value within limits for Se 196.026 Recovery = Not calculated							
Sn 189.927†	-98.4	-0.0276 mg/L		0.00287	-0.0276 mg/L	0.00287	10.38%
QC value within limits for Sn 189.927 Recovery = Not calculated							
Sr 407.771†	18847.5	0.0005 mg/L		0.00000	0.0005 mg/L	0.00000	0.76%
QC value within limits for Sr 407.771 Recovery = Not calculated							
Ti 337.279†	4138.0	0.0050 mg/L		0.00003	0.0050 mg/L	0.00003	0.62%
QC value within limits for Ti 337.279 Recovery = Not calculated							
Tl 190.801†	65.8	0.0519 mg/L		0.00896	0.0519 mg/L	0.00896	17.26%

QC value greater than the upper limit for Tl 190.801 Recovery = Not calculated
V 292.402† 3099.9 -0.0002 mg/L 0.00024 -0.0002 mg/L 0.00024 100.56%
QC value within limits for V 292.402 Recovery = Not calculated
Zn 213.857† 1818.4 0.0157 mg/L 0.00018 0.0157 mg/L 0.00018 1.13%
QC value within limits for Zn 213.857 Recovery = Not calculated
QC Failed. Continue with analysis.

Sequence No.: 12 Autosampler Location: 159
Sample ID: ICSAB Date Collected: 7/15/2006 5:57:47 PM
Analyst: Data Type: Original
Initial Sample Wt: Initial Sample Vol:
Dilution: Sample Prep Vol:

Replicate Data: ICSAB

Repl#	Analyte	Net Intensity	Corrected Intensity	Calib. Conc. Units	Sample Conc. Units	Analysis Time
1	K 766.490†	508.1	51.3	-0.0031 mg/L	-0.0031 mg/L	17:59:25
1	Li 670.784†	125.1	63.6	-0.0017 mg/L	-0.0017 mg/L	17:59:25
1	Na 589.592	-592.5	594.4	-0.0965 mg/L	-0.0965 mg/L	17:59:25
1	Y 371.029	3056912.0	3056912.0	0.920 mg/L		17:59:53
1	Ag 328.068†	134054.3	148138.5	0.5305 mg/L	0.5305 mg/L	17:59:58
1	Al 237.313†	1958937.1	2130196.2	256.6 mg/L	256.6 mg/L	17:59:53
1	As 188.979†	11.1	6.5	0.0079 mg/L	0.0079 mg/L	18:00:18
1	B 182.528†	7.2	13.1	0.0325 mg/L	0.0325 mg/L	18:00:18
1	Ba 233.527†	24230.4	26481.4	0.2436 mg/L	0.2436 mg/L	17:59:58
1	Be 313.107†	1150797.3	1248907.5	0.2578 mg/L	0.2578 mg/L	17:59:53
1	Ca 315.886†	29643199.0	32233324.3	244.1 mg/L	244.1 mg/L	17:59:45
1	Cd 228.802†	16452.2	17769.4	0.4693 mg/L	0.4693 mg/L	17:59:58
1	Co 228.616†	6896.7	7679.9	0.2220 mg/L	0.2220 mg/L	18:00:18
1	Cr 267.716†	33163.7	35184.9	0.2421 mg/L	0.2421 mg/L	17:59:58
1	Cu 324.752†	66360.1	65520.8	0.2492 mg/L	0.2492 mg/L	17:59:58
1	Fe 234.349†	3893522.3	4232768.5	92.75 mg/L	92.75 mg/L	17:59:53
1	Fe 238.204†	9174555.4	9975220.5	88.11 mg/L	88.11 mg/L	17:59:45
1	Mg 279.077†	5564422.4	6050248.0	241.5 mg/L	241.5 mg/L	17:59:53
1	Mn 257.610†	180780.0	194923.2	0.2422 mg/L	0.2422 mg/L	17:59:58
1	Mo 202.031†	216.2	197.6	0.0149 mg/L	0.0149 mg/L	18:00:18
1	Ni 231.604†	11982.9	13008.0	0.4436 mg/L	0.4436 mg/L	17:59:58
1	P 214.914†	11.1	-67.6	-0.0363 mg/L	-0.0363 mg/L	18:00:18
1	Pb 220.353†	3072.8	3493.2	0.4598 mg/L	0.4598 mg/L	18:00:18
1	Sb 206.836†	26.1	21.0	0.0054 mg/L	0.0054 mg/L	18:00:18
1	Se 196.026†	13.8	23.3	0.0304 mg/L	0.0304 mg/L	18:00:18
1	Sn 189.927†	-33.2	-119.0	-0.0337 mg/L	-0.0337 mg/L	18:00:18
1	Sr 407.771†	22733.7	18407.4	0.0005 mg/L	0.0005 mg/L	17:59:58
1	Ti 337.279†	1781.1	4045.8	0.0048 mg/L	0.0048 mg/L	17:59:58
1	Tl 190.801†	65.3	70.9	0.0578 mg/L	0.0578 mg/L	18:00:18
1	V 292.402†	57786.7	64379.5	0.2434 mg/L	0.2434 mg/L	17:59:58
1	Zn 213.857†	33958.0	36294.1	0.4900 mg/L	0.4900 mg/L	17:59:58
2	K 766.490†	379.7	-87.2	-0.0709 mg/L	-0.0709 mg/L	17:59:31
2	Li 670.784†	116.6	54.6	-0.0019 mg/L	-0.0019 mg/L	17:59:31
2	Na 589.592	-583.6	603.2	-0.0954 mg/L	-0.0954 mg/L	17:59:31
2	Y 371.029	3048446.2	3048446.2	0.917 mg/L		18:00:37
2	Ag 328.068†	133948.5	148428.0	0.5315 mg/L	0.5315 mg/L	18:00:43
2	Al 237.313†	1959589.7	2136823.3	257.4 mg/L	257.4 mg/L	18:00:37
2	As 188.979†	12.6	8.2	0.0104 mg/L	0.0104 mg/L	18:01:03
2	B 182.528†	8.0	14.0	0.0349 mg/L	0.0349 mg/L	18:01:03
2	Ba 233.527†	24237.6	26562.4	0.2443 mg/L	0.2443 mg/L	18:00:43
2	Be 313.107†	1150057.3	1251575.7	0.2583 mg/L	0.2583 mg/L	18:00:37
2	Ca 315.886†	29632631.3	32311316.4	244.7 mg/L	244.7 mg/L	18:00:30
2	Cd 228.802†	16395.0	17756.7	0.4690 mg/L	0.4690 mg/L	18:00:43
2	Co 228.616†	6959.0	7768.7	0.2246 mg/L	0.2246 mg/L	18:01:03
2	Cr 267.716†	33074.9	35188.3	0.2421 mg/L	0.2421 mg/L	18:00:43
2	Cu 324.752†	66044.7	65377.3	0.2487 mg/L	0.2487 mg/L	18:00:43
2	Fe 234.349†	3892060.1	4242931.6	92.97 mg/L	92.97 mg/L	18:00:37
2	Fe 238.204†	9166656.0	9994311.9	88.28 mg/L	88.28 mg/L	18:00:30
2	Mg 279.077†	5562551.9	6065011.6	242.1 mg/L	242.1 mg/L	18:00:37
2	Mn 257.610†	180127.5	194757.6	0.2420 mg/L	0.2420 mg/L	18:00:43
2	Mo 202.031†	216.6	198.7	0.0150 mg/L	0.0150 mg/L	18:01:03
2	Ni 231.604†	11958.1	13017.1	0.4439 mg/L	0.4439 mg/L	18:00:43
2	P 214.914†	15.6	-62.8	-0.0328 mg/L	-0.0328 mg/L	18:01:03
2	Pb 220.353†	3136.7	3572.1	0.4693 mg/L	0.4693 mg/L	18:01:03

2	Sb 206.836†	18.4	12.7	0.0010 mg/L	0.0010 mg/L	18:01:03
2	Se 196.026†	4.4	13.1	0.0170 mg/L	0.0170 mg/L	18:01:03
2	Sn 189.927†	-15.7	-100.1	-0.0282 mg/L	-0.0282 mg/L	18:01:03
2	Sr 407.771†	22532.1	18256.2	0.0005 mg/L	0.0005 mg/L	18:00:43
2	Ti 337.279†	1800.8	4072.7	0.0049 mg/L	0.0049 mg/L	18:00:43
2	Tl 190.801†	54.5	59.3	0.0483 mg/L	0.0483 mg/L	18:01:03
2	V 292.402†	57493.5	64234.3	0.2427 mg/L	0.2427 mg/L	18:00:43
2	Zn 213.857†	33931.8	36368.1	0.4910 mg/L	0.4910 mg/L	18:00:43

Mean Data: ICSAB

Analyte	Mean Corrected Intensity	Conc. Units	Calib Std.Dev.	Sample Conc. Units	Std.Dev.	RSD
Y 371.029	3052679.1	0.918 mg/L	0.0018			0.20%
Ag 328.068†	148283.2	0.5310 mg/L	0.00074	0.5310 mg/L	0.00074	0.14%
QC value within limits for Ag 328.068 Recovery = 106.20%						
Al 237.313†	2133509.7	257.0 mg/L	0.56	257.0 mg/L	0.56	0.22%
QC value within limits for Al 237.313 Recovery = 102.80%						
As 188.979†	7.3	0.0091 mg/L	0.00176	0.0091 mg/L	0.00176	19.34%
QC value within limits for As 188.979 Recovery = Not calculated						
B 182.528†	13.5	0.0337 mg/L	0.00170	0.0337 mg/L	0.00170	5.04%
QC value within limits for B 182.528 Recovery = Not calculated						
Ba 233.527†	26521.9	0.2439 mg/L	0.00053	0.2439 mg/L	0.00053	0.22%
QC value within limits for Ba 233.527 Recovery = 97.57%						
Be 313.107†	1250241.6	0.2581 mg/L	0.00039	0.2581 mg/L	0.00039	0.15%
QC value within limits for Be 313.107 Recovery = 103.22%						
Ca 315.886†	32272320.3	244.4 mg/L	0.42	244.4 mg/L	0.42	0.17%
QC value within limits for Ca 315.886 Recovery = 97.74%						
Cd 228.802†	17763.1	0.4691 mg/L	0.00024	0.4691 mg/L	0.00024	0.05%
QC value within limits for Cd 228.802 Recovery = 93.83%						
Co 228.616†	7724.3	0.2233 mg/L	0.00183	0.2233 mg/L	0.00183	0.82%
QC value within limits for Co 228.616 Recovery = 89.32%						
Cr 267.716†	35186.6	0.2421 mg/L	0.00003	0.2421 mg/L	0.00003	0.01%
QC value within limits for Cr 267.716 Recovery = 96.85%						
Cu 324.752†	65449.1	0.2490 mg/L	0.00033	0.2490 mg/L	0.00033	0.13%
QC value within limits for Cu 324.752 Recovery = 99.58%						
Fe 234.349†	4237850.1	92.86 mg/L	0.157	92.86 mg/L	0.157	0.17%
QC value within limits for Fe 234.349 Recovery = 92.86%						
Fe 238.204†	9984766.2	88.19 mg/L	0.119	88.19 mg/L	0.119	0.14%
QC value within limits for Fe 238.204 Recovery = 88.19%						
K 766.490†	-18.0	-0.0370 mg/L	0.04794	-0.0370 mg/L	0.04794	129.47%
QC value within limits for K 766.490 Recovery = Not calculated						
Li 670.784†	59.1	-0.0018 mg/L	0.00018	-0.0018 mg/L	0.00018	9.98%
QC value within limits for Li 670.784 Recovery = Not calculated						
Mg 279.077†	6057629.8	241.8 mg/L	0.42	241.8 mg/L	0.42	0.17%
QC value within limits for Mg 279.077 Recovery = 96.73%						
Mn 257.610†	194840.4	0.2421 mg/L	0.00015	0.2421 mg/L	0.00015	0.06%
QC value within limits for Mn 257.610 Recovery = 96.83%						
Mo 202.031†	198.1	0.0149 mg/L	0.00006	0.0149 mg/L	0.00006	0.41%
QC value within limits for Mo 202.031 Recovery = Not calculated						
Na 589.592	598.8	-0.0960 mg/L	0.00079	-0.0960 mg/L	0.00079	0.83%
QC value within limits for Na 589.592 Recovery = Not calculated						
Ni 231.604†	13012.6	0.4438 mg/L	0.00022	0.4438 mg/L	0.00022	0.05%
QC value within limits for Ni 231.604 Recovery = 88.75%						
P 214.914†	-65.2	-0.0346 mg/L	0.00247	-0.0346 mg/L	0.00247	7.14%
QC value within limits for P 214.914 Recovery = Not calculated						
Pb 220.353†	3532.7	0.4646 mg/L	0.00672	0.4646 mg/L	0.00672	1.45%
QC value within limits for Pb 220.353 Recovery = 92.91%						
Sb 206.836†	16.8	0.0032 mg/L	0.00310	0.0032 mg/L	0.00310	95.74%
QC value within limits for Sb 206.836 Recovery = Not calculated						
Se 196.026†	18.2	0.0237 mg/L	0.00948	0.0237 mg/L	0.00948	40.00%
QC value greater than the upper limit for Se 196.026 Recovery = Not calculated						
Sn 189.927†	-109.5	-0.0309 mg/L	0.00392	-0.0309 mg/L	0.00392	12.68%
QC value within limits for Sn 189.927 Recovery = Not calculated						
Sr 407.771†	18331.8	0.0005 mg/L	0.00000	0.0005 mg/L	0.00000	0.96%
QC value within limits for Sr 407.771 Recovery = Not calculated						
Ti 337.279†	4059.3	0.0049 mg/L	0.00003	0.0049 mg/L	0.00003	0.54%
QC value within limits for Ti 337.279 Recovery = Not calculated						
Tl 190.801†	65.1	0.0531 mg/L	0.00666	0.0531 mg/L	0.00666	12.56%
QC value greater than the upper limit for Tl 190.801 Recovery = Not calculated						
V 292.402†	64306.9	0.2431 mg/L	0.00043	0.2431 mg/L	0.00043	0.18%
QC value within limits for V 292.402 Recovery = 97.22%						

Zn 213.857† 36331.1 0.4905 mg/L 0.00071 0.4905 mg/L 0.00071 0.14%
 QC value within limits for Zn 213.857 Recovery = 98.11%
 QC Failed. Continue with analysis.

=====

Sequence No.: 13	Autosampler Location: 3
Sample ID: CCV	Date Collected: 7/15/2006 6:02:42 PM
Analyst:	Data Type: Original
Initial Sample Wt:	Initial Sample Vol:
Dilution:	Sample Prep Vol:

Replicate Data: CCV

Repl#	Analyte	Net Intensity	Corrected Intensity	Calib. Conc. Units	Sample Conc. Units	Analysis Time
1	K 766.490†	50613.5	51829.8	25.34 mg/L	25.34 mg/L	18:04:17
1	Li 670.784†	17835.8	18368.6	0.5168 mg/L	0.5168 mg/L	18:04:17
1	Na 589.592	195483.6	196670.4	24.73 mg/L	24.73 mg/L	18:04:17
1	Y 371.029	3214938.1	3214938.1	0.967 mg/L		18:04:31
1	Ag 328.068†	67384.7	72041.4	0.2559 mg/L	0.2559 mg/L	18:04:37
1	Al 237.313†	20310.8	21078.2	2.532 mg/L	2.532 mg/L	18:04:37
1	As 188.979†	348.4	354.7	0.5135 mg/L	0.5135 mg/L	18:04:57
1	B 182.528†	191.5	203.3	0.5109 mg/L	0.5109 mg/L	18:04:57
1	Ba 233.527†	53124.4	55060.9	0.5080 mg/L	0.5080 mg/L	18:04:37
1	Be 313.107†	240056.7	245751.4	0.0503 mg/L	0.0503 mg/L	18:04:31
1	Ca 315.886†	652370.4	674276.0	5.103 mg/L	5.103 mg/L	18:04:31
1	Cd 228.802†	9510.6	9712.9	0.2551 mg/L	0.2551 mg/L	18:04:57
1	Co 228.616†	16773.5	17523.3	0.5078 mg/L	0.5078 mg/L	18:04:37
1	Cr 267.716†	73520.5	75138.7	0.5075 mg/L	0.5075 mg/L	18:04:37
1	Cu 324.752†	146191.0	144513.9	0.5151 mg/L	0.5151 mg/L	18:04:37
1	Fe 234.349†	114452.9	117349.3	2.555 mg/L	2.555 mg/L	18:04:37
1	Fe 238.204†	283222.4	291784.2	2.567 mg/L	2.567 mg/L	18:04:37
1	Mg 279.077†	125008.0	128831.2	5.125 mg/L	5.125 mg/L	18:04:37
1	Mn 257.610†	397685.3	409526.8	0.5113 mg/L	0.5113 mg/L	18:04:37
1	Mo 202.031†	6351.8	6529.8	0.5070 mg/L	0.5070 mg/L	18:04:57
1	Ni 231.604†	14443.6	14911.7	0.5093 mg/L	0.5093 mg/L	18:04:37
1	P 214.914†	6924.4	7079.6	5.102 mg/L	5.102 mg/L	18:04:57
1	Pb 220.353†	4018.8	4307.0	0.5108 mg/L	0.5108 mg/L	18:04:57
1	Sb 206.836†	948.0	972.8	0.5021 mg/L	0.5021 mg/L	18:04:57
1	Se 196.026†	758.9	792.9	1.039 mg/L	1.039 mg/L	18:04:57
1	Sn 189.927†	1796.0	1774.0	0.5156 mg/L	0.5156 mg/L	18:04:57
1	Sr 407.771†	1109656.0	1140999.9	0.0508 mg/L	0.0508 mg/L	18:04:31
1	Ti 337.279†	351125.8	365150.6	0.5038 mg/L	0.5038 mg/L	18:04:37
1	Tl 190.801†	608.2	628.8	0.5125 mg/L	0.5125 mg/L	18:04:57
1	V 292.402†	121200.7	126856.8	0.5109 mg/L	0.5109 mg/L	18:04:37
1	Zn 213.857†	36337.1	36938.9	0.5073 mg/L	0.5073 mg/L	18:04:37
2	K 766.490†	49884.7	51105.5	24.99 mg/L	24.99 mg/L	18:04:22
2	Li 670.784†	17670.4	18208.0	0.5122 mg/L	0.5122 mg/L	18:04:22
2	Na 589.592	195174.0	196360.9	24.69 mg/L	24.69 mg/L	18:04:22
2	Y 371.029	3213116.5	3213116.5	0.967 mg/L		18:05:03
2	Ag 328.068†	68133.4	72855.5	0.2588 mg/L	0.2588 mg/L	18:05:09
2	Al 237.313†	20367.0	21148.4	2.541 mg/L	2.541 mg/L	18:05:09
2	As 188.979†	347.0	353.4	0.5117 mg/L	0.5117 mg/L	18:05:29
2	B 182.528†	194.4	206.4	0.5187 mg/L	0.5187 mg/L	18:05:29
2	Ba 233.527†	53583.8	55567.2	0.5127 mg/L	0.5127 mg/L	18:05:09
2	Be 313.107†	239423.4	245237.0	0.0502 mg/L	0.0502 mg/L	18:05:03
2	Ca 315.886†	650422.1	672642.8	5.091 mg/L	5.091 mg/L	18:05:03
2	Cd 228.802†	9473.8	9680.3	0.2542 mg/L	0.2542 mg/L	18:05:29
2	Co 228.616†	16908.9	17673.2	0.5122 mg/L	0.5122 mg/L	18:05:09
2	Cr 267.716†	74041.4	75720.7	0.5114 mg/L	0.5114 mg/L	18:05:09
2	Cu 324.752†	146745.3	145173.1	0.5175 mg/L	0.5175 mg/L	18:05:09
2	Fe 234.349†	114967.3	117948.5	2.569 mg/L	2.569 mg/L	18:05:09
2	Fe 238.204†	285749.3	294564.4	2.591 mg/L	2.591 mg/L	18:05:09
2	Mg 279.077†	126349.8	130292.6	5.183 mg/L	5.183 mg/L	18:05:09
2	Mn 257.610†	400996.8	413185.8	0.5159 mg/L	0.5159 mg/L	18:05:09
2	Mo 202.031†	6348.4	6530.0	0.5070 mg/L	0.5070 mg/L	18:05:29
2	Ni 231.604†	14523.5	15002.9	0.5125 mg/L	0.5125 mg/L	18:05:09
2	P 214.914†	6880.2	7038.0	5.072 mg/L	5.072 mg/L	18:05:29
2	Pb 220.353†	4031.0	4322.1	0.5126 mg/L	0.5126 mg/L	18:05:29
2	Sb 206.836†	945.6	970.9	0.5010 mg/L	0.5010 mg/L	18:05:29
2	Se 196.026†	738.8	772.6	1.013 mg/L	1.013 mg/L	18:05:29
2	Sn 189.927†	1775.7	1754.0	0.5098 mg/L	0.5098 mg/L	18:05:29

2	Sr 407.771†	1108669.2	1140629.6	0.0508 mg/L	0.0508 mg/L	18:05:03
2	Ti 337.279†	354110.0	368443.7	0.5083 mg/L	0.5083 mg/L	18:05:09
2	Tl 190.801†	609.3	630.3	0.5137 mg/L	0.5137 mg/L	18:05:29
2	V 292.402†	122064.4	127821.3	0.5147 mg/L	0.5147 mg/L	18:05:09
2	Zn 213.857†	36497.7	37126.3	0.5099 mg/L	0.5099 mg/L	18:05:09

Mean Data: CCV

Analyte	Mean Corrected		Calib		Sample		RSD
	Intensity	Conc. Units	Std.Dev.	Conc. Units	Std.Dev.		
Y 371.029	3214027.3	0.967 mg/L	0.0004			0.04%	
Ag 328.068†	72448.4	0.2574 mg/L	0.00205	0.2574 mg/L	0.00205	0.80%	
	QC value within limits for Ag 328.068 Recovery = 102.95%						
Al 237.313†	21113.3	2.536 mg/L	0.0059	2.536 mg/L	0.0059	0.23%	
	QC value within limits for Al 237.313 Recovery = 101.45%						
As 188.979†	354.0	0.5126 mg/L	0.00129	0.5126 mg/L	0.00129	0.25%	
	QC value within limits for As 188.979 Recovery = 102.53%						
B 182.528†	204.8	0.5148 mg/L	0.00548	0.5148 mg/L	0.00548	1.06%	
	QC value within limits for B 182.528 Recovery = 102.96%						
Ba 233.527†	55314.0	0.5104 mg/L	0.00331	0.5104 mg/L	0.00331	0.65%	
	QC value within limits for Ba 233.527 Recovery = 102.07%						
Be 313.107†	245494.2	0.0503 mg/L	0.00008	0.0503 mg/L	0.00008	0.15%	
	QC value within limits for Be 313.107 Recovery = 100.56%						
Ca 315.886†	673459.4	5.097 mg/L	0.0087	5.097 mg/L	0.0087	0.17%	
	QC value within limits for Ca 315.886 Recovery = 101.95%						
Cd 228.802†	9696.6	0.2547 mg/L	0.00058	0.2547 mg/L	0.00058	0.23%	
	QC value within limits for Cd 228.802 Recovery = 101.86%						
Co 228.616†	17598.2	0.5100 mg/L	0.00308	0.5100 mg/L	0.00308	0.60%	
	QC value within limits for Co 228.616 Recovery = 102.00%						
Cr 267.716†	75429.7	0.5094 mg/L	0.00279	0.5094 mg/L	0.00279	0.55%	
	QC value within limits for Cr 267.716 Recovery = 101.88%						
Cu 324.752†	144843.5	0.5163 mg/L	0.00167	0.5163 mg/L	0.00167	0.32%	
	QC value within limits for Cu 324.752 Recovery = 103.26%						
Fe 234.349†	117648.9	2.562 mg/L	0.0093	2.562 mg/L	0.0093	0.36%	
	QC value within limits for Fe 234.349 Recovery = 102.48%						
Fe 238.204†	293174.3	2.579 mg/L	0.0174	2.579 mg/L	0.0174	0.67%	
	QC value within limits for Fe 238.204 Recovery = 103.17%						
K 766.490†	51467.7	25.16 mg/L	0.251	25.16 mg/L	0.251	1.00%	
	QC value within limits for K 766.490 Recovery = 100.66%						
Li 670.784†	18288.3	0.5145 mg/L	0.00322	0.5145 mg/L	0.00322	0.63%	
	QC value within limits for Li 670.784 Recovery = 102.90%						
Mg 279.077†	129561.9	5.154 mg/L	0.0413	5.154 mg/L	0.0413	0.80%	
	QC value within limits for Mg 279.077 Recovery = 103.08%						
Mn 257.610†	411356.3	0.5136 mg/L	0.00324	0.5136 mg/L	0.00324	0.63%	
	QC value within limits for Mn 257.610 Recovery = 102.72%						
Mo 202.031†	6529.9	0.5070 mg/L	0.00001	0.5070 mg/L	0.00001	0.00%	
	QC value within limits for Mo 202.031 Recovery = 101.41%						
Na 589.592	196515.7	24.71 mg/L	0.028	24.71 mg/L	0.028	0.11%	
	QC value within limits for Na 589.592 Recovery = 98.85%						
Ni 231.604†	14957.3	0.5109 mg/L	0.00221	0.5109 mg/L	0.00221	0.43%	
	QC value within limits for Ni 231.604 Recovery = 102.18%						
P 214.914†	7058.8	5.087 mg/L	0.0212	5.087 mg/L	0.0212	0.42%	
	QC value within limits for P 214.914 Recovery = 101.73%						
Pb 220.353†	4314.5	0.5117 mg/L	0.00126	0.5117 mg/L	0.00126	0.25%	
	QC value within limits for Pb 220.353 Recovery = 102.34%						
Sb 206.836†	971.9	0.5015 mg/L	0.00076	0.5015 mg/L	0.00076	0.15%	
	QC value within limits for Sb 206.836 Recovery = 100.31%						
Se 196.026†	782.7	1.026 mg/L	0.0188	1.026 mg/L	0.0188	1.84%	
	QC value within limits for Se 196.026 Recovery = 102.59%						
Sn 189.927†	1764.0	0.5127 mg/L	0.00413	0.5127 mg/L	0.00413	0.80%	
	QC value within limits for Sn 189.927 Recovery = 102.54%						
Sr 407.771†	1140814.7	0.0508 mg/L	0.00001	0.0508 mg/L	0.00001	0.02%	
	QC value within limits for Sr 407.771 Recovery = 101.64%						
Ti 337.279†	366797.2	0.5060 mg/L	0.00322	0.5060 mg/L	0.00322	0.64%	
	QC value within limits for Ti 337.279 Recovery = 101.21%						
Tl 190.801†	629.5	0.5131 mg/L	0.00091	0.5131 mg/L	0.00091	0.18%	
	QC value within limits for Tl 190.801 Recovery = 102.62%						
V 292.402†	127339.1	0.5128 mg/L	0.00270	0.5128 mg/L	0.00270	0.53%	
	QC value within limits for V 292.402 Recovery = 102.57%						
Zn 213.857†	37032.6	0.5086 mg/L	0.00182	0.5086 mg/L	0.00182	0.36%	
	QC value within limits for Zn 213.857 Recovery = 101.72%						

All analyte(s) passed QC.

Sequence No.: 14
 Sample ID: ICCB
 Analyst:
 Initial Sample Wt:
 Dilution:

Autosampler Location: 1
 Date Collected: 7/15/2006 6:07:08 PM
 Data Type: Original
 Initial Sample Vol:
 Sample Prep Vol:

 Replicate Data: ICCB

Repl#	Analyte	Net Intensity	Corrected Intensity	Calib. Conc. Units	Sample Conc. Units	Analysis Time
1	K 766.490†	477.4	-11.7	-0.0340 mg/L	-0.0340 mg/L	18:08:41
1	Li 670.784†	102.4	32.6	-0.0025 mg/L	-0.0025 mg/L	18:08:41
1	Na 589.592	-786.1	400.8	-0.1211 mg/L	-0.1211 mg/L	18:08:41
1	Y 371.029	3241587.3	3241587.3	0.975 mg/L		18:08:54
1	Ag 328.068†	-2137.8	177.7	-0.0007 mg/L	-0.0007 mg/L	18:09:00
1	Al 237.313†	-62.5	14.1	0.0001 mg/L	0.0001 mg/L	18:09:20
1	As 188.979†	5.0	-0.5	-0.0019 mg/L	-0.0019 mg/L	18:09:20
1	B 182.528†	-2.4	2.8	0.0066 mg/L	0.0066 mg/L	18:09:20
1	Ba 233.527†	-120.1	10.4	-0.0012 mg/L	-0.0012 mg/L	18:09:20
1	Be 313.107†	2204.7	-191.0	0.0000 mg/L	0.0000 mg/L	18:09:00
1	Ca 315.886†	600.6	382.9	-0.0018 mg/L	-0.0018 mg/L	18:09:00
1	Cd 228.802†	127.2	9.9	-0.0002 mg/L	-0.0002 mg/L	18:09:20
1	Co 228.616†	-176.4	-0.3	-0.0017 mg/L	-0.0017 mg/L	18:09:20
1	Cr 267.716†	980.2	128.4	-0.0011 mg/L	-0.0011 mg/L	18:09:00
1	Cu 324.752†	7623.4	1179.2	0.0029 mg/L	0.0029 mg/L	18:09:00
1	Fe 234.349†	1076.7	116.5	-0.0081 mg/L	-0.0081 mg/L	18:09:20
1	Fe 238.204†	1330.1	314.5	-0.0085 mg/L	-0.0085 mg/L	18:09:20
1	Mg 279.077†	459.4	52.0	-0.0214 mg/L	-0.0214 mg/L	18:09:00
1	Mn 257.610†	1684.6	73.3	-0.0022 mg/L	-0.0022 mg/L	18:09:00
1	Mo 202.031†	52.8	16.6	0.0008 mg/L	0.0008 mg/L	18:09:20
1	Ni 231.604†	14.3	-7.4	-0.0029 mg/L	-0.0029 mg/L	18:09:20
1	P 214.914†	83.6	6.0	0.0167 mg/L	0.0167 mg/L	18:09:20
1	Pb 220.353†	-154.2	-6.2	-0.0014 mg/L	-0.0014 mg/L	18:09:20
1	Sb 206.836†	18.0	11.0	0.0040 mg/L	0.0040 mg/L	18:09:20
1	Se 196.026†	-4.6	3.5	0.0045 mg/L	0.0045 mg/L	18:09:20
1	Sn 189.927†	87.6	6.9	-0.0007 mg/L	-0.0007 mg/L	18:09:20
1	Sr 407.771†	6458.9	310.3	-0.0003 mg/L	-0.0003 mg/L	18:08:54
1	Ti 337.279†	-1992.1	66.4	-0.0007 mg/L	-0.0007 mg/L	18:09:00
1	Tl 190.801†	9.4	9.6	0.0062 mg/L	0.0062 mg/L	18:09:20
1	V 292.402†	-1576.4	-73.4	-0.0009 mg/L	-0.0009 mg/L	18:09:00
1	Zn 213.857†	657.0	42.4	-0.0004 mg/L	-0.0004 mg/L	18:09:20
2	K 766.490†	532.3	45.5	-0.0059 mg/L	-0.0059 mg/L	18:08:46
2	Li 670.784†	61.9	-8.9	-0.0037 mg/L	-0.0037 mg/L	18:08:46
2	Na 589.592	-967.4	219.5	-0.1440 mg/L	-0.1440 mg/L	18:08:46
2	Y 371.029	3236217.3	3236217.3	0.974 mg/L		18:09:26
2	Ag 328.068†	-2177.2	133.6	-0.0009 mg/L	-0.0009 mg/L	18:09:31
2	Al 237.313†	-85.9	-10.1	-0.0028 mg/L	-0.0028 mg/L	18:09:51
2	As 188.979†	8.7	3.3	0.0036 mg/L	0.0036 mg/L	18:09:51
2	B 182.528†	-2.4	2.8	0.0068 mg/L	0.0068 mg/L	18:09:51
2	Ba 233.527†	-129.3	0.8	-0.0012 mg/L	-0.0012 mg/L	18:09:51
2	Be 313.107†	2301.6	-87.7	0.0000 mg/L	0.0000 mg/L	18:09:31
2	Ca 315.886†	574.5	357.1	-0.0020 mg/L	-0.0020 mg/L	18:09:31
2	Cd 228.802†	130.9	14.0	-0.0001 mg/L	-0.0001 mg/L	18:09:51
2	Co 228.616†	-176.8	-1.1	-0.0017 mg/L	-0.0017 mg/L	18:09:51
2	Cr 267.716†	896.6	44.1	-0.0017 mg/L	-0.0017 mg/L	18:09:31
2	Cu 324.752†	7565.4	1132.6	0.0027 mg/L	0.0027 mg/L	18:09:31
2	Fe 234.349†	1051.6	92.6	-0.0087 mg/L	-0.0087 mg/L	18:09:51
2	Fe 238.204†	1324.2	310.7	-0.0085 mg/L	-0.0085 mg/L	18:09:51
2	Mg 279.077†	581.6	178.3	-0.0164 mg/L	-0.0164 mg/L	18:09:31
2	Mn 257.610†	1629.7	19.7	-0.0022 mg/L	-0.0022 mg/L	18:09:31
2	Mo 202.031†	37.3	0.8	-0.0004 mg/L	-0.0004 mg/L	18:09:51
2	Ni 231.604†	17.7	-3.9	-0.0028 mg/L	-0.0028 mg/L	18:09:51
2	P 214.914†	73.5	-4.2	0.0093 mg/L	0.0093 mg/L	18:09:51
2	Pb 220.353†	-161.3	-13.8	-0.0023 mg/L	-0.0023 mg/L	18:09:51
2	Sb 206.836†	17.3	10.4	0.0036 mg/L	0.0036 mg/L	18:09:51
2	Se 196.026†	-4.6	3.5	0.0045 mg/L	0.0045 mg/L	18:09:51
2	Sn 189.927†	84.3	3.7	-0.0016 mg/L	-0.0016 mg/L	18:09:51
2	Sr 407.771†	6498.1	361.6	-0.0003 mg/L	-0.0003 mg/L	18:09:26
2	Ti 337.279†	-1881.6	176.5	-0.0005 mg/L	-0.0005 mg/L	18:09:31
2	Tl 190.801†	-0.3	-0.4	-0.0019 mg/L	-0.0019 mg/L	18:09:51

2	V 292.402†	-1566.9	-66.3	-0.0009 mg/L	-0.0009 mg/L	18:09:31
2	Zn 213.857†	668.4	55.2	-0.0002 mg/L	-0.0002 mg/L	18:09:51

Mean Data: ICCB

Analyte	Mean Corrected Intensity	Calib Conc. Units	Std.Dev.	Sample Conc. Units	Std.Dev.	RSD
Y 371.029	3238902.3	0.974 mg/L	0.0011			0.12%
Ag 328.068†	155.7	-0.0008 mg/L	0.00011	-0.0008 mg/L	0.00011	13.90%
QC value within limits for Ag 328.068 Recovery = Not calculated						
Al 237.313†	2.0	-0.0014 mg/L	0.00206	-0.0014 mg/L	0.00206	150.08%
QC value within limits for Al 237.313 Recovery = Not calculated						
As 188.979†	1.4	0.0009 mg/L	0.00392	0.0009 mg/L	0.00392	452.13%
QC value within limits for As 188.979 Recovery = Not calculated						
B 182.528†	2.8	0.0067 mg/L	0.00010	0.0067 mg/L	0.00010	1.53%
QC value within limits for B 182.528 Recovery = Not calculated						
Ba 233.527†	5.6	-0.0012 mg/L	0.00006	-0.0012 mg/L	0.00006	5.30%
QC value within limits for Ba 233.527 Recovery = Not calculated						
Be 313.107†	-139.3	0.0000 mg/L	0.00001	0.0000 mg/L	0.00001	48.41%
QC value within limits for Be 313.107 Recovery = Not calculated						
Ca 315.886†	370.0	-0.0019 mg/L	0.00014	-0.0019 mg/L	0.00014	7.23%
QC value within limits for Ca 315.886 Recovery = Not calculated						
Cd 228.802†	12.0	-0.0002 mg/L	0.00005	-0.0002 mg/L	0.00005	34.07%
QC value within limits for Cd 228.802 Recovery = Not calculated						
Co 228.616†	-0.7	-0.0017 mg/L	0.00002	-0.0017 mg/L	0.00002	0.91%
QC value within limits for Co 228.616 Recovery = Not calculated						
Cr 267.716†	86.3	-0.0014 mg/L	0.00040	-0.0014 mg/L	0.00040	29.34%
QC value within limits for Cr 267.716 Recovery = Not calculated						
Cu 324.752†	1155.9	0.0028 mg/L	0.00012	0.0028 mg/L	0.00012	4.16%
QC value greater than the upper limit for Cu 324.752 Recovery = Not calculated						
Fe 234.349†	104.5	-0.0084 mg/L	0.00037	-0.0084 mg/L	0.00037	4.42%
QC value within limits for Fe 234.349 Recovery = Not calculated						
Fe 238.204†	312.6	-0.0085 mg/L	0.00002	-0.0085 mg/L	0.00002	0.28%
QC value within limits for Fe 238.204 Recovery = Not calculated						
K 766.490†	16.9	-0.0199 mg/L	0.01981	-0.0199 mg/L	0.01981	99.31%
QC value within limits for K 766.490 Recovery = Not calculated						
Li 670.784†	11.8	-0.0031 mg/L	0.00083	-0.0031 mg/L	0.00083	26.56%
QC value within limits for Li 670.784 Recovery = Not calculated						
Mg 279.077†	115.2	-0.0189 mg/L	0.00357	-0.0189 mg/L	0.00357	18.89%
QC value less than the lower limit for Mg 279.077 Recovery = Not calculated						
Mn 257.610†	46.5	-0.0022 mg/L	0.00005	-0.0022 mg/L	0.00005	2.16%
QC value within limits for Mn 257.610 Recovery = Not calculated						
Mo 202.031†	8.7	0.0002 mg/L	0.00087	0.0002 mg/L	0.00087	394.73%
QC value within limits for Mo 202.031 Recovery = Not calculated						
Na 589.592	310.1	-0.1325 mg/L	0.01623	-0.1325 mg/L	0.01623	12.24%
QC value within limits for Na 589.592 Recovery = Not calculated						
Ni 231.604†	-5.6	-0.0029 mg/L	0.00008	-0.0029 mg/L	0.00008	2.92%
QC value less than the lower limit for Ni 231.604 Recovery = Not calculated						
P 214.914†	0.9	0.0130 mg/L	0.00521	0.0130 mg/L	0.00521	40.13%
QC value within limits for P 214.914 Recovery = Not calculated						
Pb 220.353†	-10.0	-0.0018 mg/L	0.00064	-0.0018 mg/L	0.00064	34.87%
QC value within limits for Pb 220.353 Recovery = Not calculated						
Sb 206.836†	10.7	0.0038 mg/L	0.00024	0.0038 mg/L	0.00024	6.34%
QC value within limits for Sb 206.836 Recovery = Not calculated						
Se 196.026†	3.5	0.0045 mg/L	0.00004	0.0045 mg/L	0.00004	0.91%
QC value within limits for Se 196.026 Recovery = Not calculated						
Sn 189.927†	5.3	-0.0011 mg/L	0.00067	-0.0011 mg/L	0.00067	58.76%
QC value within limits for Sn 189.927 Recovery = Not calculated						
Sr 407.771†	335.9	-0.0003 mg/L	0.00000	-0.0003 mg/L	0.00000	0.53%
QC value within limits for Sr 407.771 Recovery = Not calculated						
Ti 337.279†	121.4	-0.0006 mg/L	0.00011	-0.0006 mg/L	0.00011	18.39%
QC value within limits for Ti 337.279 Recovery = Not calculated						
Tl 190.801†	4.6	0.0021 mg/L	0.00575	0.0021 mg/L	0.00575	270.15%
QC value within limits for Tl 190.801 Recovery = Not calculated						
V 292.402†	-69.9	-0.0009 mg/L	0.00001	-0.0009 mg/L	0.00001	0.64%
QC value within limits for V 292.402 Recovery = Not calculated						
Zn 213.857†	48.8	-0.0003 mg/L	0.00012	-0.0003 mg/L	0.00012	38.43%
QC value within limits for Zn 213.857 Recovery = Not calculated						
QC Failed. Continue with analysis.						

=====

Sequence No.: 15

Autosampler Location: 9

Sample ID: BG61321-blk1
 Analyst:
 Initial Sample Wt:
 Dilution:

Date Collected: 7/15/2006 6:11:29 PM
 Data Type: Original
 Initial Sample Vol:
 Sample Prep Vol:

 Replicate Data: BG61321-blk1

Repl#	Analyte	Net Intensity	Corrected Intensity	Calib. Conc. Units	Sample Conc. Units	Analysis Time
1	K 766.490†	458.1	-31.0	-0.0434 mg/L	-0.0434 mg/L	18:13:05
1	Li 670.784†	81.5	11.2	-0.0031 mg/L	-0.0031 mg/L	18:13:05
1	Na 589.592	12481.1	13668.0	1.559 mg/L	1.559 mg/L	18:13:05
1	Y 371.029	3238443.6	3238443.6	0.974 mg/L		18:13:19
1	Ag 328.068†	-2204.1	107.6	-0.0010 mg/L	-0.0010 mg/L	18:13:24
1	Al 237.313†	-39.5	37.6	0.0028 mg/L	0.0028 mg/L	18:13:44
1	As 188.979†	5.5	0.0	-0.0011 mg/L	-0.0011 mg/L	18:13:44
1	B 182.528†	-2.7	2.5	0.0060 mg/L	0.0060 mg/L	18:13:44
1	Ba 233.527†	-108.4	22.4	-0.0010 mg/L	-0.0010 mg/L	18:13:44
1	Be 313.107†	2267.7	-124.1	0.0000 mg/L	0.0000 mg/L	18:13:24
1	Ca 315.886†	10251.7	10289.6	0.0732 mg/L	0.0732 mg/L	18:13:24
1	Cd 228.802†	141.9	25.1	0.0002 mg/L	0.0002 mg/L	18:13:44
1	Co 228.616†	-188.1	-12.5	-0.0021 mg/L	-0.0021 mg/L	18:13:44
1	Cr 267.716†	1795.1	965.8	0.0046 mg/L	0.0046 mg/L	18:13:24
1	Cu 324.752†	8138.1	1715.1	0.0048 mg/L	0.0048 mg/L	18:13:24
1	Fe 234.349†	2040.5	1106.9	0.0135 mg/L	0.0135 mg/L	18:13:44
1	Fe 238.204†	3539.4	2583.5	0.0116 mg/L	0.0116 mg/L	18:13:44
1	Mg 279.077†	558.9	154.6	-0.0173 mg/L	-0.0173 mg/L	18:13:24
1	Mn 257.610†	2341.4	749.1	-0.0013 mg/L	-0.0013 mg/L	18:13:24
1	Mo 202.031†	44.2	7.9	0.0002 mg/L	0.0002 mg/L	18:13:44
1	Ni 231.604†	88.4	68.7	-0.0003 mg/L	-0.0003 mg/L	18:13:44
1	P 214.914†	1498.5	1458.4	1.061 mg/L	1.061 mg/L	18:13:44
1	Pb 220.353†	-145.7	2.3	-0.0004 mg/L	-0.0004 mg/L	18:13:44
1	Sb 206.836†	15.2	8.2	0.0024 mg/L	0.0024 mg/L	18:13:44
1	Se 196.026†	-10.4	-2.4	-0.0033 mg/L	-0.0033 mg/L	18:13:44
1	Sn 189.927†	112.1	32.2	0.0067 mg/L	0.0067 mg/L	18:13:44
1	Sr 407.771†	7475.2	1359.9	-0.0003 mg/L	-0.0003 mg/L	18:13:19
1	Ti 337.279†	-1793.2	268.5	-0.0004 mg/L	-0.0004 mg/L	18:13:24
1	Tl 190.801†	1.9	1.9	-0.0001 mg/L	-0.0001 mg/L	18:13:44
1	V 292.402†	-1605.2	-104.6	-0.0010 mg/L	-0.0010 mg/L	18:13:24
1	Zn 213.857†	993.4	388.3	0.0044 mg/L	0.0044 mg/L	18:13:44
2	K 766.490†	531.8	47.4	-0.0050 mg/L	-0.0050 mg/L	18:13:11
2	Li 670.784†	106.8	37.7	-0.0024 mg/L	-0.0024 mg/L	18:13:11
2	Na 589.592	12540.5	13727.4	1.566 mg/L	1.566 mg/L	18:13:11
2	Y 371.029	3222024.9	3222024.9	0.969 mg/L		18:13:50
2	Ag 328.068†	-2265.1	33.1	-0.0012 mg/L	-0.0012 mg/L	18:13:55
2	Al 237.313†	-53.1	23.5	0.0011 mg/L	0.0011 mg/L	18:14:16
2	As 188.979†	4.8	-0.7	-0.0022 mg/L	-0.0022 mg/L	18:14:16
2	B 182.528†	-2.4	2.8	0.0067 mg/L	0.0067 mg/L	18:14:16
2	Ba 233.527†	-130.2	-0.7	-0.0013 mg/L	-0.0013 mg/L	18:14:16
2	Be 313.107†	2214.4	-167.2	0.0000 mg/L	0.0000 mg/L	18:13:55
2	Ca 315.886†	10159.5	10248.2	0.0729 mg/L	0.0729 mg/L	18:13:55
2	Cd 228.802†	144.2	28.3	0.0003 mg/L	0.0003 mg/L	18:14:16
2	Co 228.616†	-166.5	8.7	-0.0015 mg/L	-0.0015 mg/L	18:14:16
2	Cr 267.716†	1794.1	974.2	0.0046 mg/L	0.0046 mg/L	18:13:55
2	Cu 324.752†	8045.4	1662.0	0.0046 mg/L	0.0046 mg/L	18:13:55
2	Fe 234.349†	2031.9	1108.6	0.0136 mg/L	0.0136 mg/L	18:14:16
2	Fe 238.204†	3547.5	2610.4	0.0118 mg/L	0.0118 mg/L	18:14:16
2	Mg 279.077†	598.0	197.9	-0.0156 mg/L	-0.0156 mg/L	18:13:55
2	Mn 257.610†	2269.6	687.3	-0.0014 mg/L	-0.0014 mg/L	18:13:55
2	Mo 202.031†	53.8	18.0	0.0009 mg/L	0.0009 mg/L	18:14:16
2	Ni 231.604†	93.0	73.9	-0.0001 mg/L	-0.0001 mg/L	18:14:16
2	P 214.914†	1511.6	1479.7	1.076 mg/L	1.076 mg/L	18:14:16
2	Pb 220.353†	-164.8	-18.1	-0.0028 mg/L	-0.0028 mg/L	18:14:16
2	Sb 206.836†	5.7	-1.5	-0.0028 mg/L	-0.0028 mg/L	18:14:16
2	Se 196.026†	-7.1	0.9	0.0011 mg/L	0.0011 mg/L	18:14:16
2	Sn 189.927†	107.3	27.7	0.0054 mg/L	0.0054 mg/L	18:14:16
2	Sr 407.771†	7166.0	1080.0	-0.0003 mg/L	-0.0003 mg/L	18:13:50
2	Ti 337.279†	-1697.0	358.4	-0.0003 mg/L	-0.0003 mg/L	18:13:55
2	Tl 190.801†	-2.3	-2.4	-0.0036 mg/L	-0.0036 mg/L	18:14:16
2	V 292.402†	-1496.6	-0.9	-0.0006 mg/L	-0.0006 mg/L	18:13:55
2	Zn 213.857†	989.3	389.3	0.0044 mg/L	0.0044 mg/L	18:14:16

 Mean Data: BG61321-blk1

Analyte	Mean Corrected		Calib	Std.Dev.	Sample		RSD
	Intensity	Conc.			Conc.	Units	
Y 371.029	3230234.3	0.972	mg/L	0.0035			0.36%
Ag 328.068†	70.3	-0.0011	mg/L	0.00019	-0.0011	mg/L	16.95%
Al 237.313†	30.5	0.0020	mg/L	0.00121	0.0020	mg/L	60.81%
As 188.979†	-0.3	-0.0017	mg/L	0.00074	-0.0017	mg/L	44.93%
B 182.528†	2.7	0.0063	mg/L	0.00052	0.0063	mg/L	8.18%
Ba 233.527†	10.9	-0.0011	mg/L	0.00015	-0.0011	mg/L	13.12%
Be 313.107†	-145.7	0.0000	mg/L	0.00001	0.0000	mg/L	20.65%
Ca 315.886†	10268.9	0.0731	mg/L	0.00022	0.0731	mg/L	0.30%
Cd 228.802†	26.7	0.0002	mg/L	0.00007	0.0002	mg/L	26.90%
Co 228.616†	-1.9	-0.0018	mg/L	0.00044	-0.0018	mg/L	24.76%
Cr 267.716†	970.0	0.0046	mg/L	0.00004	0.0046	mg/L	0.86%
Cu 324.752†	1688.5	0.0047	mg/L	0.00013	0.0047	mg/L	2.84%
Fe 234.349†	1107.8	0.0136	mg/L	0.00003	0.0136	mg/L	0.19%
Fe 238.204†	2596.9	0.0117	mg/L	0.00017	0.0117	mg/L	1.44%
K 766.490†	8.2	-0.0242	mg/L	0.02714	-0.0242	mg/L	112.05%
Li 670.784†	24.4	-0.0028	mg/L	0.00053	-0.0028	mg/L	19.14%
Mg 279.077†	176.2	-0.0164	mg/L	0.00122	-0.0164	mg/L	7.43%
Mn 257.610†	718.2	-0.0014	mg/L	0.00005	-0.0014	mg/L	4.02%
Mo 202.031†	12.9	0.0005	mg/L	0.00056	0.0005	mg/L	101.32%
Na 589.592	13697.7	1.563	mg/L	0.0053	1.563	mg/L	0.34%
Ni 231.604†	71.3	-0.0002	mg/L	0.00013	-0.0002	mg/L	58.67%
P 214.914†	1469.1	1.068	mg/L	0.0108	1.068	mg/L	1.01%
Pb 220.353†	-7.9	-0.0016	mg/L	0.00171	-0.0016	mg/L	108.29%
Sb 206.836†	3.3	-0.0002	mg/L	0.00365	-0.0002	mg/L	>999.9%
Se 196.026†	-0.8	-0.0011	mg/L	0.00312	-0.0011	mg/L	280.51%
Sn 189.927†	30.0	0.0061	mg/L	0.00092	0.0061	mg/L	15.12%
Sr 407.771†	1219.9	-0.0003	mg/L	0.00001	-0.0003	mg/L	3.32%
Ti 337.279†	313.5	-0.0003	mg/L	0.00009	-0.0003	mg/L	27.48%
Tl 190.801†	-0.3	-0.0018	mg/L	0.00248	-0.0018	mg/L	136.41%
V 292.402†	-52.7	-0.0008	mg/L	0.00030	-0.0008	mg/L	38.13%
Zn 213.857†	388.8	0.0044	mg/L	0.00001	0.0044	mg/L	0.22%

=====
 Sequence No.: 16
 Sample ID: BG61320-blk1
 Analyst:
 Initial Sample Wt:
 Dilution:

Autosampler Location: 10
 Date Collected: 7/15/2006 6:15:53 PM
 Data Type: Original
 Initial Sample Vol:
 Sample Prep Vol:

 Replicate Data: BG61320-blk1

Repl#	Analyte	Net		Calib.	Sample		Analysis Time	
		Intensity	Corrected Intensity		Conc.	Units		
1	K 766.490†	481.6	0.6	-0.0279	mg/L	-0.0279	mg/L	18:17:26
1	Li 670.784†	102.2	34.1	-0.0025	mg/L	-0.0025	mg/L	18:17:26
1	Na 589.592	11889.5	13076.3	1.484	mg/L	1.484	mg/L	18:17:26
1	Y 371.029	3189821.1	3189821.1	0.960	mg/L			18:17:39
1	Ag 328.068†	-2349.9	-78.8	-0.0016	mg/L	-0.0016	mg/L	18:17:44
1	Al 237.313†	14.6	93.4	0.0095	mg/L	0.0095	mg/L	18:18:05
1	As 188.979†	4.4	-1.0	-0.0027	mg/L	-0.0027	mg/L	18:18:05
1	B 182.528†	-2.1	3.1	0.0075	mg/L	0.0075	mg/L	18:18:05
1	Ba 233.527†	370.2	519.4	0.0036	mg/L	0.0036	mg/L	18:18:05
1	Be 313.107†	2263.0	-93.6	0.0000	mg/L	0.0000	mg/L	18:17:44
1	Ca 315.886†	11496.5	11747.3	0.0843	mg/L	0.0843	mg/L	18:17:44
1	Cd 228.802†	145.9	31.6	0.0004	mg/L	0.0004	mg/L	18:18:05
1	Co 228.616†	-175.7	-2.6	-0.0018	mg/L	-0.0018	mg/L	18:18:05
1	Cr 267.716†	1804.8	1004.0	0.0049	mg/L	0.0049	mg/L	18:17:44
1	Cu 324.752†	8372.3	2086.5	0.0061	mg/L	0.0061	mg/L	18:17:44
1	Fe 234.349†	2517.6	1636.0	0.0251	mg/L	0.0251	mg/L	18:17:44
1	Fe 238.204†	4796.4	3948.7	0.0236	mg/L	0.0236	mg/L	18:17:44
1	Mg 279.077†	603.4	209.8	-0.0151	mg/L	-0.0151	mg/L	18:17:44
1	Mn 257.610†	2760.7	1222.6	-0.0007	mg/L	-0.0007	mg/L	18:17:44
1	Mo 202.031†	28.3	-8.0	-0.0011	mg/L	-0.0011	mg/L	18:18:05
1	Ni 231.604†	96.0	78.0	0.0000	mg/L	0.0000	mg/L	18:18:05
1	P 214.914†	1445.4	1426.5	1.038	mg/L	1.038	mg/L	18:18:05
1	Pb 220.353†	-108.0	39.3	0.0040	mg/L	0.0040	mg/L	18:18:05
1	Sb 206.836†	9.5	2.5	-0.0007	mg/L	-0.0007	mg/L	18:18:05
1	Se 196.026†	-11.3	-3.5	-0.0047	mg/L	-0.0047	mg/L	18:18:05

1	Sn 189.927†	112.0	33.7	0.0072 mg/L	0.0072 mg/L	18:18:05
1	Sr 407.771†	9564.0	3653.6	-0.0002 mg/L	-0.0002 mg/L	18:17:39
1	Ti 337.279†	-1723.7	312.9	-0.0003 mg/L	-0.0003 mg/L	18:17:44
1	Tl 190.801†	-2.6	-2.7	-0.0038 mg/L	-0.0038 mg/L	18:18:05
1	V 292.402†	-1557.1	-79.5	-0.0009 mg/L	-0.0009 mg/L	18:17:44
1	Zn 213.857†	1372.1	798.4	0.0100 mg/L	0.0100 mg/L	18:18:05
2	K 766.490†	451.7	-38.1	-0.0469 mg/L	-0.0469 mg/L	18:17:31
2	Li 670.784†	82.3	11.9	-0.0031 mg/L	-0.0031 mg/L	18:17:31
2	Na 589.592	12101.1	13288.0	1.511 mg/L	1.511 mg/L	18:17:31
2	Y 371.029	3242226.3	3242226.3	0.975 mg/L	0.975 mg/L	18:18:11
2	Ag 328.068†	-2334.6	-23.6	-0.0014 mg/L	-0.0014 mg/L	18:18:16
2	Al 237.313†	-7.6	70.4	0.0067 mg/L	0.0067 mg/L	18:18:36
2	As 188.979†	6.7	1.3	0.0006 mg/L	0.0006 mg/L	18:18:36
2	B 182.528†	-3.4	1.8	0.0042 mg/L	0.0042 mg/L	18:18:36
2	Ba 233.527†	374.4	517.5	0.0035 mg/L	0.0035 mg/L	18:18:36
2	Be 313.107†	2327.6	-65.4	0.0000 mg/L	0.0000 mg/L	18:18:16
2	Ca 315.886†	11411.6	11466.6	0.0821 mg/L	0.0821 mg/L	18:18:16
2	Cd 228.802†	144.4	27.6	0.0003 mg/L	0.0003 mg/L	18:18:36
2	Co 228.616†	-180.1	-4.1	-0.0018 mg/L	-0.0018 mg/L	18:18:36
2	Cr 267.716†	1721.2	887.8	0.0041 mg/L	0.0041 mg/L	18:18:16
2	Cu 324.752†	8400.8	1974.7	0.0057 mg/L	0.0057 mg/L	18:18:16
2	Fe 234.349†	2520.5	1596.5	0.0243 mg/L	0.0243 mg/L	18:18:16
2	Fe 238.204†	4860.1	3933.2	0.0235 mg/L	0.0235 mg/L	18:18:16
2	Mg 279.077†	650.1	247.5	-0.0136 mg/L	-0.0136 mg/L	18:18:16
2	Mn 257.610†	2728.0	1142.7	-0.0008 mg/L	-0.0008 mg/L	18:18:16
2	Mo 202.031†	55.7	19.6	0.0011 mg/L	0.0011 mg/L	18:18:36
2	Ni 231.604†	92.1	72.4	-0.0002 mg/L	-0.0002 mg/L	18:18:36
2	P 214.914†	1447.9	1404.7	1.022 mg/L	1.022 mg/L	18:18:36
2	Pb 220.353†	-125.8	22.9	0.0021 mg/L	0.0021 mg/L	18:18:36
2	Sb 206.836†	20.1	13.2	0.0050 mg/L	0.0050 mg/L	18:18:36
2	Se 196.026†	-7.8	0.3	0.0003 mg/L	0.0003 mg/L	18:18:36
2	Sn 189.927†	125.4	45.6	0.0106 mg/L	0.0106 mg/L	18:18:36
2	Sr 407.771†	9661.2	3592.1	-0.0002 mg/L	-0.0002 mg/L	18:18:11
2	Ti 337.279†	-1759.6	305.1	-0.0003 mg/L	-0.0003 mg/L	18:18:16
2	Tl 190.801†	-6.1	-6.3	-0.0067 mg/L	-0.0067 mg/L	18:18:36
2	V 292.402†	-1505.3	-0.2	-0.0006 mg/L	-0.0006 mg/L	18:18:16
2	Zn 213.857†	1370.2	773.4	0.0097 mg/L	0.0097 mg/L	18:18:36

 Mean Data: BG61320-blk1

Analyte	Mean Corrected		Calib Conc. Units	Std.Dev.	Sample		RSD
	Intensity	Conc. Units			Conc. Units	Std.Dev.	
Y 371.029	3216023.7	0.968 mg/L	0.0111			1.15%	
Ag 328.068†	-51.2	-0.0015 mg/L	0.00014	-0.0015 mg/L	0.00014	9.10%	
Al 237.313†	81.9	0.0081 mg/L	0.00196	0.0081 mg/L	0.00196	24.13%	
As 188.979†	0.1	-0.0010 mg/L	0.00234	-0.0010 mg/L	0.00234	230.04%	
B 182.528†	2.5	0.0058 mg/L	0.00236	0.0058 mg/L	0.00236	40.49%	
Ba 233.527†	518.5	0.0035 mg/L	0.00001	0.0035 mg/L	0.00001	0.34%	
Be 313.107†	-79.5	0.0000 mg/L	0.00000	0.0000 mg/L	0.00000	8.88%	
Ca 315.886†	11606.9	0.0832 mg/L	0.00150	0.0832 mg/L	0.00150	1.81%	
Cd 228.802†	29.6	0.0003 mg/L	0.00009	0.0003 mg/L	0.00009	27.67%	
Co 228.616†	-3.4	-0.0018 mg/L	0.00003	-0.0018 mg/L	0.00003	1.76%	
Cr 267.716†	945.9	0.0045 mg/L	0.00056	0.0045 mg/L	0.00056	12.51%	
Cu 324.752†	2030.6	0.0059 mg/L	0.00028	0.0059 mg/L	0.00028	4.75%	
Fe 234.349†	1616.2	0.0247 mg/L	0.00061	0.0247 mg/L	0.00061	2.47%	
Fe 238.204†	3941.0	0.0235 mg/L	0.00010	0.0235 mg/L	0.00010	0.41%	
K 766.490†	-18.8	-0.0374 mg/L	0.01340	-0.0374 mg/L	0.01340	35.82%	
Li 670.784†	23.0	-0.0028 mg/L	0.00044	-0.0028 mg/L	0.00044	15.76%	
Mg 279.077†	228.6	-0.0143 mg/L	0.00106	-0.0143 mg/L	0.00106	7.41%	
Mn 257.610†	1182.7	-0.0008 mg/L	0.00007	-0.0008 mg/L	0.00007	9.11%	
Mo 202.031†	5.8	0.0000 mg/L	0.00152	0.0000 mg/L	0.00152	>999.9%	
Na 589.592	13182.2	1.497 mg/L	0.0189	1.497 mg/L	0.0189	1.27%	
Ni 231.604†	75.2	-0.0001 mg/L	0.00014	-0.0001 mg/L	0.00014	156.61%	
P 214.914†	1415.6	1.030 mg/L	0.0111	1.030 mg/L	0.0111	1.08%	
Pb 220.353†	31.1	0.0030 mg/L	0.00138	0.0030 mg/L	0.00138	45.30%	
Sb 206.836†	7.8	0.0022 mg/L	0.00401	0.0022 mg/L	0.00401	183.89%	
Se 196.026†	-1.6	-0.0022 mg/L	0.00352	-0.0022 mg/L	0.00352	158.78%	
Sn 189.927†	39.7	0.0089 mg/L	0.00245	0.0089 mg/L	0.00245	27.58%	
Sr 407.771†	3622.8	-0.0002 mg/L	0.00000	-0.0002 mg/L	0.00000	1.22%	
Ti 337.279†	309.0	-0.0003 mg/L	0.00001	-0.0003 mg/L	0.00001	2.34%	
Tl 190.801†	-4.5	-0.0053 mg/L	0.00204	-0.0053 mg/L	0.00204	38.63%	
V 292.402†	-39.9	-0.0007 mg/L	0.00025	-0.0007 mg/L	0.00025	33.31%	

Zn 213.857† 785.9 0.0098 mg/L 0.00024 0.0098 mg/L 0.00024 2.47%

Sequence No.: 17

Autosampler Location: 11

Sample ID: BG61320-bs1

Date Collected: 7/15/2006 6:20:14 PM

Analyst:

Data Type: Original

Initial Sample Wt:

Initial Sample Vol:

Dilution:

Sample Prep Vol:

Replicate Data: BG61320-bs1

Repl#	Analyte	Net Intensity	Corrected Intensity	Calib. Conc. Units	Sample Conc. Units	Analysis Time
1	K 766.490†	49043.2	50911.7	24.89 mg/L	24.89 mg/L	18:21:52
1	Li 670.784†	17147.5	17903.6	0.5036 mg/L	0.5036 mg/L	18:21:52
1	Na 589.592	190512.6	191699.5	24.10 mg/L	24.10 mg/L	18:21:52
1	Y 371.029	3170826.8	3170826.8	0.954 mg/L		18:22:06
1	Ag 328.068†	64578.7	70069.0	0.2489 mg/L	0.2489 mg/L	18:22:12
1	Al 237.313†	19244.3	20252.4	2.432 mg/L	2.432 mg/L	18:22:12
1	As 188.979†	309.2	318.6	0.4611 mg/L	0.4611 mg/L	18:22:32
1	B 182.528†	170.3	183.8	0.4618 mg/L	0.4618 mg/L	18:22:32
1	Ba 233.527†	51170.3	53776.4	0.4961 mg/L	0.4961 mg/L	18:22:12
1	Be 313.107†	229663.2	238308.6	0.0488 mg/L	0.0488 mg/L	18:22:06
1	Ca 315.886†	642804.7	673631.5	5.099 mg/L	5.099 mg/L	18:22:06
1	Cd 228.802†	8945.6	9257.4	0.2433 mg/L	0.2433 mg/L	18:22:32
1	Co 228.616†	16107.3	17066.1	0.4945 mg/L	0.4945 mg/L	18:22:12
1	Cr 267.716†	72186.0	74797.2	0.5051 mg/L	0.5051 mg/L	18:22:12
1	Cu 324.752†	142825.2	143088.3	0.5100 mg/L	0.5100 mg/L	18:22:12
1	Fe 234.349†	112565.2	117016.6	2.548 mg/L	2.548 mg/L	18:22:12
1	Fe 238.204†	278779.4	291200.4	2.562 mg/L	2.562 mg/L	18:22:12
1	Mg 279.077†	118699.5	124015.9	4.932 mg/L	4.932 mg/L	18:22:12
1	Mn 257.610†	389573.4	406743.1	0.5078 mg/L	0.5078 mg/L	18:22:12
1	Mo 202.031†	6193.0	6454.7	0.5012 mg/L	0.5012 mg/L	18:22:32
1	Ni 231.604†	13825.2	14471.2	0.4942 mg/L	0.4942 mg/L	18:22:12
1	P 214.914†	6388.3	6617.3	4.769 mg/L	4.769 mg/L	18:22:32
1	Pb 220.353†	3805.6	4141.4	0.4911 mg/L	0.4911 mg/L	18:22:32
1	Sb 206.836†	882.2	917.5	0.4728 mg/L	0.4728 mg/L	18:22:32
1	Se 196.026†	673.5	714.3	0.9362 mg/L	0.9362 mg/L	18:22:32
1	Sn 189.927†	1767.9	1770.4	0.5146 mg/L	0.5146 mg/L	18:22:32
1	Sr 407.771†	1076872.6	1122593.5	0.0500 mg/L	0.0500 mg/L	18:22:06
1	Ti 337.279†	343259.5	361954.7	0.4993 mg/L	0.4993 mg/L	18:22:12
1	Tl 190.801†	564.6	591.8	0.4825 mg/L	0.4825 mg/L	18:22:32
1	V 292.402†	117686.5	124916.1	0.5031 mg/L	0.5031 mg/L	18:22:12
1	Zn 213.857†	34686.7	35731.4	0.4907 mg/L	0.4907 mg/L	18:22:12
2	K 766.490†	48595.1	50398.5	24.64 mg/L	24.64 mg/L	18:21:57
2	Li 670.784†	16913.6	17643.2	0.4962 mg/L	0.4962 mg/L	18:21:57
2	Na 589.592	188223.5	189410.4	23.81 mg/L	23.81 mg/L	18:21:57
2	Y 371.029	3173529.2	3173529.2	0.955 mg/L		18:22:38
2	Ag 328.068†	64348.8	69770.5	0.2478 mg/L	0.2478 mg/L	18:22:44
2	Al 237.313†	19204.6	20193.6	2.425 mg/L	2.425 mg/L	18:22:44
2	As 188.979†	312.4	321.7	0.4656 mg/L	0.4656 mg/L	18:23:04
2	B 182.528†	172.9	186.4	0.4684 mg/L	0.4684 mg/L	18:23:04
2	Ba 233.527†	50764.0	53305.2	0.4918 mg/L	0.4918 mg/L	18:22:44
2	Be 313.107†	229955.1	238409.3	0.0488 mg/L	0.0488 mg/L	18:22:38
2	Ca 315.886†	642819.7	673073.4	5.094 mg/L	5.094 mg/L	18:22:38
2	Cd 228.802†	8962.6	9267.2	0.2435 mg/L	0.2435 mg/L	18:23:04
2	Co 228.616†	15986.9	16925.7	0.4904 mg/L	0.4904 mg/L	18:22:44
2	Cr 267.716†	71714.1	74238.5	0.5014 mg/L	0.5014 mg/L	18:22:44
2	Cu 324.752†	141992.4	142088.5	0.5065 mg/L	0.5065 mg/L	18:22:44
2	Fe 234.349†	111656.2	115964.1	2.525 mg/L	2.525 mg/L	18:22:44
2	Fe 238.204†	276745.3	288820.9	2.541 mg/L	2.541 mg/L	18:22:44
2	Mg 279.077†	117493.7	122647.0	4.878 mg/L	4.878 mg/L	18:22:44
2	Mn 257.610†	386785.5	403475.2	0.5037 mg/L	0.5037 mg/L	18:22:44
2	Mo 202.031†	6194.0	6450.2	0.5008 mg/L	0.5008 mg/L	18:23:04
2	Ni 231.604†	13744.0	14373.8	0.4909 mg/L	0.4909 mg/L	18:22:44
2	P 214.914†	6402.4	6626.3	4.776 mg/L	4.776 mg/L	18:23:04
2	Pb 220.353†	3782.5	4113.8	0.4879 mg/L	0.4879 mg/L	18:23:04
2	Sb 206.836†	887.1	921.8	0.4752 mg/L	0.4752 mg/L	18:23:04
2	Se 196.026†	679.1	719.6	0.9431 mg/L	0.9431 mg/L	18:23:04
2	Sn 189.927†	1771.8	1772.9	0.5153 mg/L	0.5153 mg/L	18:23:04
2	Sr 407.771†	1077483.0	1122271.5	0.0500 mg/L	0.0500 mg/L	18:22:38
2	Ti 337.279†	341125.3	359412.8	0.4958 mg/L	0.4958 mg/L	18:22:44

2	Tl 190.801†	568.9	595.9	0.4857 mg/L	0.4857 mg/L	18:23:04
2	V 292.402†	116861.9	123947.3	0.4993 mg/L	0.4993 mg/L	18:22:44
2	Zn 213.857†	34319.6	35315.9	0.4850 mg/L	0.4850 mg/L	18:22:44

Mean Data: BG61320-bs1

Analyte	Mean Corrected		Calib Conc. Units	Std.Dev.	Sample		RSD
	Intensity				Conc. Units	Std.Dev.	
Y 371.029	3172178.0		0.954 mg/L	0.0006			0.06%
Ag 328.068†	69919.8		0.2483 mg/L	0.00075	0.2483 mg/L	0.00075	0.30%
Al 237.313†	20223.0		2.429 mg/L	0.0050	2.429 mg/L	0.0050	0.20%
As 188.979†	320.1		0.4633 mg/L	0.00316	0.4633 mg/L	0.00316	0.68%
B 182.528†	185.1		0.4651 mg/L	0.00465	0.4651 mg/L	0.00465	1.00%
Ba 233.527†	53540.8		0.4940 mg/L	0.00308	0.4940 mg/L	0.00308	0.62%
Be 313.107†	238358.9		0.0488 mg/L	0.00002	0.0488 mg/L	0.00002	0.03%
Ca 315.886†	673352.5		5.096 mg/L	0.0030	5.096 mg/L	0.0030	0.06%
Cd 228.802†	9262.3		0.2434 mg/L	0.00015	0.2434 mg/L	0.00015	0.06%
Co 228.616†	16995.9		0.4925 mg/L	0.00289	0.4925 mg/L	0.00289	0.59%
Cr 267.716†	74517.9		0.5032 mg/L	0.00268	0.5032 mg/L	0.00268	0.53%
Cu 324.752†	142588.4		0.5082 mg/L	0.00253	0.5082 mg/L	0.00253	0.50%
Fe 234.349†	116490.4		2.537 mg/L	0.0163	2.537 mg/L	0.0163	0.64%
Fe 238.204†	290010.6		2.551 mg/L	0.0149	2.551 mg/L	0.0149	0.58%
K 766.490†	50655.1		24.77 mg/L	0.178	24.77 mg/L	0.178	0.72%
Li 670.784†	17773.4		0.4999 mg/L	0.00521	0.4999 mg/L	0.00521	1.04%
Mg 279.077†	123331.5		4.905 mg/L	0.0387	4.905 mg/L	0.0387	0.79%
Mn 257.610†	405109.2		0.5057 mg/L	0.00290	0.5057 mg/L	0.00290	0.57%
Mo 202.031†	6452.5		0.5010 mg/L	0.00025	0.5010 mg/L	0.00025	0.05%
Na 589.592	190554.9		23.96 mg/L	0.205	23.96 mg/L	0.205	0.86%
Ni 231.604†	14422.5		0.4925 mg/L	0.00237	0.4925 mg/L	0.00237	0.48%
P 214.914†	6621.8		4.773 mg/L	0.0046	4.773 mg/L	0.0046	0.10%
Pb 220.353†	4127.6		0.4895 mg/L	0.00231	0.4895 mg/L	0.00231	0.47%
Sb 206.836†	919.6		0.4740 mg/L	0.00165	0.4740 mg/L	0.00165	0.35%
Se 196.026†	716.9		0.9396 mg/L	0.00491	0.9396 mg/L	0.00491	0.52%
Sn 189.927†	1771.7		0.5149 mg/L	0.00051	0.5149 mg/L	0.00051	0.10%
Sr 407.771†	1122432.5		0.0500 mg/L	0.00001	0.0500 mg/L	0.00001	0.02%
Ti 337.279†	360683.8		0.4976 mg/L	0.00248	0.4976 mg/L	0.00248	0.50%
Tl 190.801†	593.8		0.4841 mg/L	0.00231	0.4841 mg/L	0.00231	0.48%
V 292.402†	124431.7		0.5012 mg/L	0.00272	0.5012 mg/L	0.00272	0.54%
Zn 213.857†	35523.7		0.4878 mg/L	0.00405	0.4878 mg/L	0.00405	0.83%

Matrix Recovery Check: BG61320-bs1

Analyte	Expected		Measured Conc.	Std. Dev.	Units	Recovery (%)
	Conc.					
K 766.490	24.96		24.77	0.178	mg/L	99.2
Li 670.784	0.4972		0.4999	0.005	mg/L	100.5
Na 589.592	26.50		23.96	0.205	mg/L	89.8
Ag 328.068	0.2485		0.2483	0.001	mg/L	100.0
Al 237.313	2.508		2.429	0.005	mg/L	96.8
As 188.979	0.4990		0.4633	0.003	mg/L	92.9
B 182.528	0.5058		0.4651	0.005	mg/L	91.9
Ba 233.527	0.5035		0.4940	0.003	mg/L	98.1
Be 313.107	0.0500		0.0488	0.000	mg/L	97.5
Ca 315.886	5.083		5.096	0.003	mg/L	100.3
Cd 228.802	0.2503		0.2434	0.000	mg/L	97.2
Co 228.616	0.4982		0.4925	0.003	mg/L	98.9
Cr 267.716	0.5045		0.5032	0.003	mg/L	99.8
Cu 324.752	0.5059		0.5082	0.003	mg/L	100.5
Fe 234.349	2.525		2.537	0.016	mg/L	100.5
Fe 238.204	2.524		2.551	0.015	mg/L	101.1
Mg 279.077	4.986		4.905	0.039	mg/L	98.4
Mn 257.610	0.4992		0.5057	0.003	mg/L	101.3
Mo 202.031	0.5000		0.5010	0.000	mg/L	100.2
Ni 231.604	0.4999		0.4925	0.002	mg/L	98.5
P 214.914	6.030		4.773	0.005	mg/L	74.9
Pb 220.353	0.5030		0.4895	0.002	mg/L	97.3
Sb 206.836	0.5022		0.4740	0.002	mg/L	94.4
Se 196.026	0.9978		0.9396	0.005	mg/L	94.2
Sn 189.927	0.5089		0.5149	0.001	mg/L	101.2
Sr 407.771	0.0498		0.0500	0.000	mg/L	100.3
Ti 337.279	0.4997		0.4976	0.002	mg/L	99.6
Tl 190.801	0.4947		0.4841	0.002	mg/L	97.9

V 292.402	0.4993	0.5012	0.003	mg/L	100.4
Zn 213.857	0.5098	0.4878	0.004	mg/L	95.6

Sequence No.: 18

Autosampler Location: 12

Sample ID: BG61320-bsdl

Date Collected: 7/15/2006 6:24:42 PM

Analyst:

Data Type: Original

Initial Sample Wt:

Initial Sample Vol:

Dilution:

Sample Prep Vol:

Replicate Data: BG61320-bsdl

Repl#	Analyte	Net Intensity	Corrected Intensity	Calib. Conc. Units	Sample Conc. Units	Analysis Time
1	K 766.490†	50798.1	52722.4	25.78 mg/L	25.78 mg/L	18:26:17
1	Li 670.784†	17396.2	18154.4	0.5107 mg/L	0.5107 mg/L	18:26:17
1	Na 589.592	193177.0	194363.9	24.44 mg/L	24.44 mg/L	18:26:17
1	Y 371.029	3172554.2	3172554.2	0.954 mg/L		18:26:32
1	Ag 328.068†	65218.7	70702.7	0.2511 mg/L	0.2511 mg/L	18:26:37
1	Al 237.313†	19480.0	20488.3	2.461 mg/L	2.461 mg/L	18:26:37
1	As 188.979†	312.3	321.6	0.4654 mg/L	0.4654 mg/L	18:26:57
1	B 182.528†	178.5	192.4	0.4834 mg/L	0.4834 mg/L	18:26:57
1	Ba 233.527†	51493.4	54085.8	0.4990 mg/L	0.4990 mg/L	18:26:37
1	Be 313.107†	233267.4	241953.9	0.0496 mg/L	0.0496 mg/L	18:26:32
1	Ca 315.886†	652109.8	683014.1	5.170 mg/L	5.170 mg/L	18:26:32
1	Cd 228.802†	9049.2	9360.8	0.2460 mg/L	0.2460 mg/L	18:26:57
1	Co 228.616†	16236.9	17192.7	0.4982 mg/L	0.4982 mg/L	18:26:37
1	Cr 267.716†	72560.4	75148.3	0.5075 mg/L	0.5075 mg/L	18:26:37
1	Cu 324.752†	143821.9	144051.0	0.5135 mg/L	0.5135 mg/L	18:26:37
1	Fe 234.349†	112889.9	117292.7	2.554 mg/L	2.554 mg/L	18:26:37
1	Fe 238.204†	280398.1	292737.2	2.575 mg/L	2.575 mg/L	18:26:37
1	Mg 279.077†	118891.8	124149.6	4.938 mg/L	4.938 mg/L	18:26:37
1	Mn 257.610†	385821.8	402590.0	0.5026 mg/L	0.5026 mg/L	18:26:32
1	Mo 202.031†	6275.4	6537.5	0.5076 mg/L	0.5076 mg/L	18:26:57
1	Ni 231.604†	14042.0	14690.5	0.5017 mg/L	0.5017 mg/L	18:26:37
1	P 214.914†	6470.5	6699.7	4.829 mg/L	4.829 mg/L	18:26:57
1	Pb 220.353†	3847.2	4182.7	0.4961 mg/L	0.4961 mg/L	18:26:57
1	Sb 206.836†	889.0	924.1	0.4763 mg/L	0.4763 mg/L	18:26:57
1	Se 196.026†	672.4	712.8	0.9342 mg/L	0.9342 mg/L	18:26:57
1	Sn 189.927†	1787.6	1790.0	0.5203 mg/L	0.5203 mg/L	18:26:57
1	Sr 407.771†	1092420.0	1138268.6	0.0507 mg/L	0.0507 mg/L	18:26:32
1	Ti 337.279†	344412.4	362966.7	0.5007 mg/L	0.5007 mg/L	18:26:37
1	Tl 190.801†	575.4	602.8	0.4913 mg/L	0.4913 mg/L	18:26:57
1	V 292.402†	118423.0	125620.6	0.5060 mg/L	0.5060 mg/L	18:26:37
1	Zn 213.857†	34683.9	35708.7	0.4903 mg/L	0.4903 mg/L	18:26:37
2	K 766.490†	49359.7	51240.1	25.05 mg/L	25.05 mg/L	18:26:22
2	Li 670.784†	17130.8	17885.0	0.5031 mg/L	0.5031 mg/L	18:26:22
2	Na 589.592	192857.4	194044.3	24.40 mg/L	24.40 mg/L	18:26:22
2	Y 371.029	3171032.1	3171032.1	0.954 mg/L		18:27:04
2	Ag 328.068†	65013.7	70520.6	0.2505 mg/L	0.2505 mg/L	18:27:10
2	Al 237.313†	19577.1	20600.0	2.474 mg/L	2.474 mg/L	18:27:10
2	As 188.979†	317.7	327.4	0.4739 mg/L	0.4739 mg/L	18:27:30
2	B 182.528†	177.1	190.9	0.4797 mg/L	0.4797 mg/L	18:27:30
2	Ba 233.527†	51661.8	54288.2	0.5009 mg/L	0.5009 mg/L	18:27:10
2	Be 313.107†	232928.9	241716.2	0.0495 mg/L	0.0495 mg/L	18:27:04
2	Ca 315.886†	650400.3	681550.1	5.159 mg/L	5.159 mg/L	18:27:04
2	Cd 228.802†	9048.3	9364.5	0.2461 mg/L	0.2461 mg/L	18:27:30
2	Co 228.616†	16284.8	17251.1	0.4999 mg/L	0.4999 mg/L	18:27:10
2	Cr 267.716†	72991.3	75636.5	0.5108 mg/L	0.5108 mg/L	18:27:10
2	Cu 324.752†	144532.1	144867.8	0.5164 mg/L	0.5164 mg/L	18:27:10
2	Fe 234.349†	113693.5	118191.7	2.574 mg/L	2.574 mg/L	18:27:10
2	Fe 238.204†	281599.7	294137.8	2.588 mg/L	2.588 mg/L	18:27:10
2	Mg 279.077†	119654.1	125008.5	4.972 mg/L	4.972 mg/L	18:27:10
2	Mn 257.610†	384772.2	401683.8	0.5014 mg/L	0.5014 mg/L	18:27:04
2	Mo 202.031†	6272.7	6537.9	0.5077 mg/L	0.5077 mg/L	18:27:30
2	Ni 231.604†	14080.9	14738.3	0.5034 mg/L	0.5034 mg/L	18:27:10
2	P 214.914†	6456.9	6688.7	4.821 mg/L	4.821 mg/L	18:27:30
2	Pb 220.353†	3828.2	4164.7	0.4939 mg/L	0.4939 mg/L	18:27:30
2	Sb 206.836†	884.8	920.1	0.4741 mg/L	0.4741 mg/L	18:27:30
2	Se 196.026†	680.5	721.6	0.9458 mg/L	0.9458 mg/L	18:27:30
2	Sn 189.927†	1802.5	1806.5	0.5251 mg/L	0.5251 mg/L	18:27:30
2	Sr 407.771†	1091353.0	1137699.5	0.0507 mg/L	0.0507 mg/L	18:27:04

2	Ti 337.279†	345794.8	364589.0	0.5030 mg/L	0.5030 mg/L	18:27:10
2	Tl 190.801†	577.9	605.8	0.4936 mg/L	0.4936 mg/L	18:27:30
2	V 292.402†	119218.7	126514.2	0.5096 mg/L	0.5096 mg/L	18:27:10
2	Zn 213.857†	34892.8	35945.1	0.4936 mg/L	0.4936 mg/L	18:27:10

Mean Data: BG61320-bsd1

Analyte	Mean Corrected		Calib		Sample		RSD
	Intensity	Conc.	Units	Std.Dev.	Conc.	Units	
Y 371.029	3171793.2	0.954	mg/L	0.0003			0.03%
Ag 328.068†	70611.7	0.2508	mg/L	0.00046	0.2508	mg/L	0.18%
Al 237.313†	20544.2	2.468	mg/L	0.0095	2.468	mg/L	0.38%
As 188.979†	324.5	0.4696	mg/L	0.00598	0.4696	mg/L	1.27%
B 182.528†	191.6	0.4816	mg/L	0.00259	0.4816	mg/L	0.54%
Ba 233.527†	54187.0	0.4999	mg/L	0.00132	0.4999	mg/L	0.26%
Be 313.107†	241835.0	0.0495	mg/L	0.00004	0.0495	mg/L	0.07%
Ca 315.886†	682282.1	5.164	mg/L	0.0078	5.164	mg/L	0.15%
Cd 228.802†	9362.6	0.2460	mg/L	0.00004	0.2460	mg/L	0.02%
Co 228.616†	17221.9	0.4990	mg/L	0.00120	0.4990	mg/L	0.24%
Cr 267.716†	75392.4	0.5092	mg/L	0.00234	0.5092	mg/L	0.46%
Cu 324.752†	144459.4	0.5149	mg/L	0.00206	0.5149	mg/L	0.40%
Fe 234.349†	117742.2	2.564	mg/L	0.0139	2.564	mg/L	0.54%
Fe 238.204†	293437.5	2.582	mg/L	0.0088	2.582	mg/L	0.34%
K 766.490†	51981.3	25.42	mg/L	0.513	25.42	mg/L	2.02%
Li 670.784†	18019.7	0.5069	mg/L	0.00540	0.5069	mg/L	1.06%
Mg 279.077†	124579.1	4.955	mg/L	0.0242	4.955	mg/L	0.49%
Mn 257.610†	402136.9	0.5020	mg/L	0.00080	0.5020	mg/L	0.16%
Mo 202.031†	6537.7	0.5076	mg/L	0.00002	0.5076	mg/L	0.00%
Na 589.592	194204.1	24.42	mg/L	0.029	24.42	mg/L	0.12%
Ni 231.604†	14714.4	0.5026	mg/L	0.00116	0.5026	mg/L	0.23%
P 214.914†	6694.2	4.825	mg/L	0.0056	4.825	mg/L	0.12%
Pb 220.353†	4173.7	0.4950	mg/L	0.00151	0.4950	mg/L	0.30%
Sb 206.836†	922.1	0.4752	mg/L	0.00154	0.4752	mg/L	0.32%
Se 196.026†	717.2	0.9400	mg/L	0.00819	0.9400	mg/L	0.87%
Sn 189.927†	1798.3	0.5227	mg/L	0.00341	0.5227	mg/L	0.65%
Sr 407.771†	1137984.0	0.0507	mg/L	0.00002	0.0507	mg/L	0.04%
Ti 337.279†	363777.9	0.5019	mg/L	0.00158	0.5019	mg/L	0.32%
Tl 190.801†	604.3	0.4925	mg/L	0.00166	0.4925	mg/L	0.34%
V 292.402†	126067.4	0.5078	mg/L	0.00251	0.5078	mg/L	0.49%
Zn 213.857†	35826.9	0.4920	mg/L	0.00231	0.4920	mg/L	0.47%

Duplicate Check: BG61320-bsd1

Analyte	Expected	Measured	Std.	Units	Difference (%)
	Conc.	Conc.	Dev.		
K 766.490	24.77	25.42	0.513	mg/L	2.6
Li 670.784	0.4999	0.5069	0.005	mg/L	1.4
Na 589.592	23.96	24.42	0.029	mg/L	1.9
Y 371.029			0.000	mg/L	Not calculated
Ag 328.068	0.2483	0.2508	0.000	mg/L	1.0
Al 237.313	2.429	2.468	0.009	mg/L	1.6
As 188.979	0.4633	0.4696	0.006	mg/L	1.4
B 182.528	0.4651	0.4816	0.003	mg/L	3.5
Ba 233.527	0.4940	0.4999	0.001	mg/L	1.2
Be 313.107	0.0488	0.0495	0.000	mg/L	1.5
Ca 315.886	5.096	5.164	0.008	mg/L	1.3
Cd 228.802	0.2434	0.2460	0.000	mg/L	1.1
Co 228.616	0.4925	0.4990	0.001	mg/L	1.3
Cr 267.716	0.5032	0.5092	0.002	mg/L	1.2
Cu 324.752	0.5082	0.5149	0.002	mg/L	1.3
Fe 234.349	2.537	2.564	0.014	mg/L	1.1
Fe 238.204	2.551	2.582	0.009	mg/L	1.2
Mg 279.077	4.905	4.955	0.024	mg/L	1.0
Mn 257.610	0.5057	0.5020	0.001	mg/L	0.7
Mo 202.031	0.5010	0.5076	0.000	mg/L	1.3
Ni 231.604	0.4925	0.5026	0.001	mg/L	2.0
P 214.914	4.773	4.825	0.006	mg/L	1.1
Pb 220.353	0.4895	0.4950	0.002	mg/L	1.1
Sb 206.836	0.4740	0.4752	0.002	mg/L	0.2
Se 196.026	0.9396	0.9400	0.008	mg/L	0.0
Sn 189.927	0.5149	0.5227	0.003	mg/L	1.5
Sr 407.771	0.0500	0.0507	0.000	mg/L	1.4

Ti 337.279	0.4976	0.5019	0.002	mg/L	0.9
Tl 190.801	0.4841	0.4925	0.002	mg/L	1.7
V 292.402	0.5012	0.5078	0.003	mg/L	1.3
Zn 213.857	0.4878	0.4920	0.002	mg/L	0.8

Sequence No.: 19

Autosampler Location: 13

Sample ID: BG61320-srml

Date Collected: 7/15/2006 6:29:07 PM

Analyst:

Data Type: Original

Initial Sample Wt:

Initial Sample Vol:

Dilution:

Sample Prep Vol:

Replicate Data: BG61320-srml

Repl#	Analyte	Net Intensity	Corrected Intensity	Calib. Conc. Units	Sample Conc. Units	Analysis Time
1	K 766.490†	40337.8	39558.0	19.33 mg/L	19.33 mg/L	18:30:41
1	Li 670.784†	1937.4	1851.6	0.0490 mg/L	0.0490 mg/L	18:30:41
1	Na 589.592	72432.3	73619.2	9.150 mg/L	9.150 mg/L	18:30:41
1	Y 371.029	3347148.9	3347148.9	1.01 mg/L		18:31:08
1	Ag 328.068†	217615.2	218482.7	0.7813 mg/L	0.7813 mg/L	18:31:08
1	Al 237.313†	423361.0	420516.2	50.35 mg/L	50.35 mg/L	18:31:08
1	As 188.979†	501.4	492.3	0.7127 mg/L	0.7127 mg/L	18:31:28
1	B 182.528†	348.2	351.1	0.8825 mg/L	0.8825 mg/L	18:31:28
1	Ba 233.527†	151064.9	150155.5	1.388 mg/L	1.388 mg/L	18:31:08
1	Be 313.107†	6603975.2	6555927.3	1.349 mg/L	1.349 mg/L	18:30:59
1	Ca 315.886†	5311107.1	5274204.4	39.93 mg/L	39.93 mg/L	18:30:59
1	Cd 228.802†	76611.9	75962.5	2.000 mg/L	2.000 mg/L	18:31:08
1	Co 228.616†	21620.6	21651.9	0.6259 mg/L	0.6259 mg/L	18:31:28
1	Cr 267.716†	79971.7	78542.8	0.5341 mg/L	0.5341 mg/L	18:31:08
1	Cu 324.752†	349760.8	340707.8	1.231 mg/L	1.231 mg/L	18:31:08
1	Fe 234.349†	3969508.5	3941114.0	86.36 mg/L	86.36 mg/L	18:31:08
1	Fe 238.204†	9465171.2	9398770.9	83.02 mg/L	83.02 mg/L	18:30:59
1	Mg 279.077†	445665.6	442169.5	17.63 mg/L	17.63 mg/L	18:31:08
1	Mn 257.610†	2154510.2	2137980.5	2.678 mg/L	2.678 mg/L	18:31:08
1	Mo 202.031†	7144.1	7057.2	0.5480 mg/L	0.5480 mg/L	18:31:28
1	Ni 231.604†	13391.8	13277.3	0.4534 mg/L	0.4534 mg/L	18:31:28
1	P 214.914†	13401.5	13229.2	9.522 mg/L	9.522 mg/L	18:31:28
1	Pb 220.353†	5797.4	5909.3	0.7058 mg/L	0.7058 mg/L	18:31:28
1	Sb 206.836†	1299.6	1283.3	0.6648 mg/L	0.6648 mg/L	18:31:28
1	Se 196.026†	580.3	584.6	0.7662 mg/L	0.7662 mg/L	18:31:28
1	Sn 189.927†	6013.2	5888.7	1.721 mg/L	1.721 mg/L	18:31:28
1	Sr 407.771†	Saturated2	Saturated2			18:31:28
Saturated in preshot (code 2)						
1	Ti 337.279†	1133955.8	1128235.7	1.558 mg/L	1.558 mg/L	18:31:08
1	Tl 190.801†	1759.3	1747.1	1.456 mg/L	1.456 mg/L	18:31:28
1	V 292.402†	142809.3	143366.3	0.5650 mg/L	0.5650 mg/L	18:31:08
1	Zn 213.857†	74686.8	73539.7	1.007 mg/L	1.007 mg/L	18:31:08
2	K 766.490†	40546.6	39973.9	19.54 mg/L	19.54 mg/L	18:30:47
2	Li 670.784†	1928.6	1852.7	0.0490 mg/L	0.0490 mg/L	18:30:47
2	Na 589.592	72660.0	73846.9	9.179 mg/L	9.179 mg/L	18:30:47
2	Y 371.029	3329902.7	3329902.7	1.00 mg/L		18:31:45
2	Ag 328.068†	217290.1	219277.4	0.7842 mg/L	0.7842 mg/L	18:31:45
2	Al 237.313†	420864.9	420202.0	50.31 mg/L	50.31 mg/L	18:31:45
2	As 188.979†	497.3	490.8	0.7105 mg/L	0.7105 mg/L	18:32:05
2	B 182.528†	347.6	352.3	0.8855 mg/L	0.8855 mg/L	18:32:05
2	Ba 233.527†	150320.4	150189.3	1.388 mg/L	1.388 mg/L	18:31:45
2	Be 313.107†	6590575.4	6576518.1	1.353 mg/L	1.353 mg/L	18:31:37
2	Ca 315.886†	5294793.4	5285236.7	40.02 mg/L	40.02 mg/L	18:31:37
2	Cd 228.802†	76323.1	76068.2	2.003 mg/L	2.003 mg/L	18:31:45
2	Co 228.616†	21727.9	21870.2	0.6323 mg/L	0.6323 mg/L	18:32:05
2	Cr 267.716†	79503.4	78486.7	0.5338 mg/L	0.5338 mg/L	18:31:45
2	Cu 324.752†	349003.1	341750.4	1.235 mg/L	1.235 mg/L	18:31:45
2	Fe 234.349†	3944675.7	3936741.8	86.26 mg/L	86.26 mg/L	18:31:45
2	Fe 238.204†	9438949.2	9421278.5	83.21 mg/L	83.21 mg/L	18:31:37
2	Mg 279.077†	443391.4	442191.6	17.63 mg/L	17.63 mg/L	18:31:45
2	Mn 257.610†	2146157.8	2140724.4	2.682 mg/L	2.682 mg/L	18:31:45
2	Mo 202.031†	7208.4	7158.2	0.5559 mg/L	0.5559 mg/L	18:32:05
2	Ni 231.604†	13313.6	13268.2	0.4531 mg/L	0.4531 mg/L	18:32:05
2	P 214.914†	13487.9	13384.5	9.634 mg/L	9.634 mg/L	18:32:05
2	Pb 220.353†	5867.7	6009.2	0.7177 mg/L	0.7177 mg/L	18:32:05
2	Sb 206.836†	1308.7	1299.0	0.6731 mg/L	0.6731 mg/L	18:32:05

2	Se 196.026†	585.9	593.1	0.7773 mg/L	0.7773 mg/L	18:32:05
2	Sn 189.927†	6049.1	5955.5	1.740 mg/L	1.740 mg/L	18:32:05
2	Sr 407.771†	Saturated2	Saturated2			18:32:05
Saturated in preshot (code 2)						
2	Ti 337.279†	1129774.0	1129893.7	1.560 mg/L	1.560 mg/L	18:31:45
2	Tl 190.801†	1779.3	1776.1	1.480 mg/L	1.480 mg/L	18:32:05
2	V 292.402†	141799.4	143092.8	0.5640 mg/L	0.5640 mg/L	18:31:45
2	Zn 213.857†	74141.6	73379.7	1.005 mg/L	1.005 mg/L	18:31:45

Mean Data: BG61320-srml

Analyte	Mean Corrected		Calib Conc. Units	Std.Dev.	Sample		RSD
	Intensity				Conc. Units	Std.Dev.	
Y 371.029	3338525.8		1.00 mg/L	0.004			0.37%
Ag 328.068†	218880.0		0.7827 mg/L	0.00200	0.7827 mg/L	0.00200	0.26%
Al 237.313†	420359.1		50.33 mg/L	0.026	50.33 mg/L	0.026	0.05%
As 188.979†	491.6		0.7116 mg/L	0.00151	0.7116 mg/L	0.00151	0.21%
B 182.528†	351.7		0.8840 mg/L	0.00214	0.8840 mg/L	0.00214	0.24%
Ba 233.527†	150172.4		1.388 mg/L	0.0002	1.388 mg/L	0.0002	0.02%
Be 313.107†	6566222.7		1.351 mg/L	0.0030	1.351 mg/L	0.0030	0.22%
Ca 315.886†	5279720.5		39.98 mg/L	0.059	39.98 mg/L	0.059	0.15%
Cd 228.802†	76015.4		2.001 mg/L	0.0020	2.001 mg/L	0.0020	0.10%
Co 228.616†	21761.0		0.6291 mg/L	0.00450	0.6291 mg/L	0.00450	0.71%
Cr 267.716†	78514.7		0.5339 mg/L	0.00028	0.5339 mg/L	0.00028	0.05%
Cu 324.752†	341229.1		1.233 mg/L	0.0026	1.233 mg/L	0.0026	0.21%
Fe 234.349†	3938927.9		86.31 mg/L	0.068	86.31 mg/L	0.068	0.08%
Fe 238.204†	9410024.7		83.12 mg/L	0.141	83.12 mg/L	0.141	0.17%
K 766.490†	39766.0		19.44 mg/L	0.144	19.44 mg/L	0.144	0.74%
Li 670.784†	1852.2		0.0490 mg/L	0.00002	0.0490 mg/L	0.00002	0.05%
Mg 279.077†	442180.5		17.63 mg/L	0.001	17.63 mg/L	0.001	0.00%
Mn 257.610†	2139352.5		2.680 mg/L	0.0024	2.680 mg/L	0.0024	0.09%
Mo 202.031†	7107.7		0.5519 mg/L	0.00555	0.5519 mg/L	0.00555	1.01%
Na 589.592	73733.0		9.164 mg/L	0.0204	9.164 mg/L	0.0204	0.22%
Ni 231.604†	13272.7		0.4532 mg/L	0.00022	0.4532 mg/L	0.00022	0.05%
P 214.914†	13306.9		9.578 mg/L	0.0789	9.578 mg/L	0.0789	0.82%
Pb 220.353†	5959.3		0.7117 mg/L	0.00838	0.7117 mg/L	0.00838	1.18%
Sb 206.836†	1291.1		0.6689 mg/L	0.00585	0.6689 mg/L	0.00585	0.87%
Se 196.026†	588.8		0.7717 mg/L	0.00790	0.7717 mg/L	0.00790	1.02%
Sn 189.927†	5922.1		1.731 mg/L	0.0138	1.731 mg/L	0.0138	0.80%
Sr 407.771†	Saturated2						
Ti 337.279†	1129064.7		1.559 mg/L	0.0016	1.559 mg/L	0.0016	0.10%
Tl 190.801†	1761.6		1.468 mg/L	0.0167	1.468 mg/L	0.0167	1.13%
V 292.402†	143229.6		0.5645 mg/L	0.00067	0.5645 mg/L	0.00067	0.12%
Zn 213.857†	73459.7		1.006 mg/L	0.0016	1.006 mg/L	0.0016	0.15%

=====

Sequence No.: 20

Sample ID: 0607134-01

Analyst:

Initial Sample Wt:

Dilution:

Autosampler Location: 14

Date Collected: 7/15/2006 6:33:44 PM

Data Type: Original

Initial Sample Vol:

Sample Prep Vol:

Replicate Data: 0607134-01

Repl#	Analyte	Net		Calib. Conc. Units	Sample		Analysis Time
		Intensity	Corrected Intensity		Conc. Units	Std.Dev.	
1	K 766.490†	7863.4	7570.2	3.677 mg/L	3.677 mg/L	18:35:21	
1	Li 670.784†	708.4	654.7	0.0151 mg/L	0.0151 mg/L	18:35:21	
1	Na 589.592	56395.1	57581.9	7.119 mg/L	7.119 mg/L	18:35:21	
1	Y 371.029	3238348.9	3238348.9	0.974 mg/L		18:35:45	
1	Ag 328.068†	95960.9	100870.1	0.3612 mg/L	0.3612 mg/L	18:35:50	
1	Al 237.313†	136045.2	139723.3	16.53 mg/L	16.53 mg/L	18:35:50	
1	As 188.979†	19.7	14.7	0.0189 mg/L	0.0189 mg/L	18:36:11	
1	B 182.528†	19.2	25.0	0.0625 mg/L	0.0625 mg/L	18:36:11	
1	Ba 233.527†	129891.6	133462.3	1.233 mg/L	1.233 mg/L	18:35:50	
1	Be 313.107†	8420.6	6191.6	0.0013 mg/L	0.0013 mg/L	18:35:50	
1	Ca 315.886†	5812838.0	5966418.7	45.17 mg/L	45.17 mg/L	18:35:38	
1	Cd 228.802†	461.0	352.7	0.0093 mg/L	0.0093 mg/L	18:36:11	
1	Co 228.616†	178.6	363.8	0.0070 mg/L	0.0070 mg/L	18:36:11	
1	Cr 267.716†	172041.5	175717.1	1.194 mg/L	1.194 mg/L	18:35:50	
1	Cu 324.752†	2198959.4	2250508.1	8.043 mg/L	8.043 mg/L	18:35:45	
1	Fe 234.349†	3250720.5	3335750.3	73.09 mg/L	73.09 mg/L	18:35:45	

2	Sn 189.927†	220.1	155.1	0.0426 mg/L	0.0426 mg/L	03:07:13
2	Sr 407.771†	Saturated2	Saturated2			03:07:13
Saturated in preshot (code 2)						
2	Ti 337.279†	-1939.3	12.3	-0.0007 mg/L	-0.0007 mg/L	03:06:52
2	Tl 190.801†	48.1	51.9	0.0406 mg/L	0.0406 mg/L	03:07:13
2	V 292.402†	-1500.7	-79.6	-0.0007 mg/L	-0.0007 mg/L	03:06:52
2	Zn 213.857†	1865.9	1386.1	0.0180 mg/L	0.0180 mg/L	03:07:13

 Mean Data: 0607180-01splp

Analyte	Mean Corrected Intensity	Calib Conc. Units	Std.Dev.	Sample Conc. Units	Std.Dev.	RSD
Y 371.029	3058814.5	0.920 mg/L	0.0066			0.71%
Ag 328.068†	-71.0	-0.0016 mg/L	0.00001	-0.0016 mg/L	0.00001	0.68%
Al 237.313†	23981.7	2.891 mg/L	0.0108	2.891 mg/L	0.0108	0.38%
As 188.979†	3.8	0.0043 mg/L	0.00643	0.0043 mg/L	0.00643	149.80%
B 182.528†	423.7	1.065 mg/L	0.0198	1.065 mg/L	0.0198	1.86%
Ba 233.527†	4048.3	0.0362 mg/L	0.00044	0.0362 mg/L	0.00044	1.21%
Be 313.107†	-1549.5	-0.0003 mg/L	0.00001	-0.0003 mg/L	0.00001	4.62%
Ca 315.886†	42699580.7	323.3 mg/L	0.96	323.3 mg/L	0.96	0.30%
Cd 228.802†	7.6	-0.0002 mg/L	0.00025	-0.0002 mg/L	0.00025	108.82%
Co 228.616†	361.2	0.0088 mg/L	0.00061	0.0088 mg/L	0.00061	6.95%
Cr 267.716†	3380.1	0.0210 mg/L	0.00011	0.0210 mg/L	0.00011	0.51%
Cu 324.752†	156120.2	0.5558 mg/L	0.00189	0.5558 mg/L	0.00189	0.34%
Fe 234.349†	5055.4	0.0999 mg/L	0.00145	0.0999 mg/L	0.00145	1.45%
Fe 238.204†	8656.9	0.0652 mg/L	0.00058	0.0652 mg/L	0.00058	0.89%
K 766.490†	16251.7	7.927 mg/L	0.0169	7.927 mg/L	0.0169	0.21%
Li 670.784†	88.7	-0.0010 mg/L	0.00022	-0.0010 mg/L	0.00022	22.94%
Mg 279.077†	5193.3	0.1839 mg/L	0.00069	0.1839 mg/L	0.00069	0.38%
Mn 257.610†	1194.1	-0.0008 mg/L	0.00004	-0.0008 mg/L	0.00004	5.28%
Mo 202.031†	214.3	0.0162 mg/L	0.00035	0.0162 mg/L	0.00035	2.19%
Na 589.592	533658.2	67.40 mg/L	0.630	67.40 mg/L	0.630	0.93%
Ni 231.604†	511.8	0.0149 mg/L	0.00025	0.0149 mg/L	0.00025	1.69%
P 214.914†	146.1	0.1173 mg/L	0.00461	0.1173 mg/L	0.00461	3.93%
Pb 220.353†	-50.7	-0.0063 mg/L	0.00077	-0.0063 mg/L	0.00077	12.22%
Sb 206.836†	-4.8	-0.0049 mg/L	0.00549	-0.0049 mg/L	0.00549	111.87%
Se 196.026†	-12.9	-0.0170 mg/L	0.00503	-0.0170 mg/L	0.00503	29.59%
Sn 189.927†	154.3	0.0423 mg/L	0.00031	0.0423 mg/L	0.00031	0.73%
Sr 407.771†	Saturated2					
Ti 337.279†	60.6	-0.0007 mg/L	0.00009	-0.0007 mg/L	0.00009	14.11%
Tl 190.801†	56.0	0.0439 mg/L	0.00465	0.0439 mg/L	0.00465	10.61%
V 292.402†	-38.6	-0.0005 mg/L	0.00022	-0.0005 mg/L	0.00022	45.47%
Zn 213.857†	1407.9	0.0183 mg/L	0.00042	0.0183 mg/L	0.00042	2.31%

=====
 Sequence No.: 133
 Sample ID: CCV
 Analyst:
 Initial Sample Wt:
 Dilution:

=====
 Autosampler Location: 3
 Date Collected: 7/16/2006 3:08:50 AM
 Data Type: Original
 Initial Sample Vol:
 Sample Prep Vol:

 Replicate Data: CCV

Repl#	Analyte	Net Intensity	Corrected Intensity	Calib. Conc. Units	Sample Conc. Units	Analysis Time
1	K 766.490†	50921.0	53392.0	26.11 mg/L	26.11 mg/L	03:10:25
1	Li 670.784†	17728.7	18691.1	0.5259 mg/L	0.5259 mg/L	03:10:25
1	Na 589.592	201872.4	203059.3	25.54 mg/L	25.54 mg/L	03:10:25
1	Y 371.029	3140717.1	3140717.1	0.945 mg/L		03:10:39
1	Ag 328.068†	65982.9	72204.2	0.2565 mg/L	0.2565 mg/L	03:10:45
1	Al 237.313†	20086.0	21336.6	2.563 mg/L	2.563 mg/L	03:10:45
1	As 188.979†	343.0	357.4	0.5175 mg/L	0.5175 mg/L	03:11:05
1	B 182.528†	192.9	209.4	0.5264 mg/L	0.5264 mg/L	03:11:05
1	Ba 233.527†	52694.6	55904.0	0.5158 mg/L	0.5158 mg/L	03:10:45
1	Be 313.107†	239171.2	250679.7	0.0513 mg/L	0.0513 mg/L	03:10:39
1	Ca 315.886†	655697.6	693737.3	5.251 mg/L	5.251 mg/L	03:10:39
1	Cd 228.802†	9396.8	9824.8	0.2580 mg/L	0.2580 mg/L	03:11:05
1	Co 228.616†	16693.1	17848.0	0.5173 mg/L	0.5173 mg/L	03:10:45
1	Cr 267.716†	73091.1	76480.6	0.5166 mg/L	0.5166 mg/L	03:10:45
1	Cu 324.752†	143405.1	145137.4	0.5174 mg/L	0.5174 mg/L	03:10:45
1	Fe 234.349†	113497.7	119134.9	2.594 mg/L	2.594 mg/L	03:10:45
1	Fe 238.204†	281903.0	297308.1	2.616 mg/L	2.616 mg/L	03:10:45

1	Mg 279.077†	125349.2	132246.7	5.261 mg/L	5.261 mg/L	03:10:45
1	Mn 257.610†	394433.2	415801.9	0.5192 mg/L	0.5192 mg/L	03:10:45
1	Mo 202.031†	6249.2	6576.5	0.5107 mg/L	0.5107 mg/L	03:11:05
1	Ni 231.604†	14571.5	15400.0	0.5261 mg/L	0.5261 mg/L	03:10:45
1	P 214.914†	6905.1	7228.4	5.209 mg/L	5.209 mg/L	03:11:05
1	Pb 220.353†	3999.0	4384.3	0.5200 mg/L	0.5200 mg/L	03:11:05
1	Sb 206.836†	933.1	980.2	0.5058 mg/L	0.5058 mg/L	03:11:05
1	Se 196.026†	752.5	804.6	1.055 mg/L	1.055 mg/L	03:11:05
1	Sn 189.927†	1788.0	1809.5	0.5260 mg/L	0.5260 mg/L	03:11:05
1	Sr 407.771†	1096785.6	1154491.4	0.0514 mg/L	0.0514 mg/L	03:10:39
1	Ti 337.279†	350444.3	373008.6	0.5146 mg/L	0.5146 mg/L	03:10:45
1	Tl 190.801†	606.0	641.3	0.5227 mg/L	0.5227 mg/L	03:11:05
1	V 292.402†	120222.1	128782.4	0.5186 mg/L	0.5186 mg/L	03:10:45
1	Zn 213.857†	36055.4	37528.5	0.5154 mg/L	0.5154 mg/L	03:10:45
2	K 766.490†	50442.2	53244.9	26.03 mg/L	26.03 mg/L	03:10:30
2	Li 670.784†	17520.5	18595.6	0.5232 mg/L	0.5232 mg/L	03:10:30
2	Na 589.592	202202.6	203389.5	25.58 mg/L	25.58 mg/L	03:10:30
2	Y 371.029	3119703.9	3119703.9	0.939 mg/L		03:11:11
2	Ag 328.068†	66086.7	72785.2	0.2586 mg/L	0.2586 mg/L	03:11:17
2	Al 237.313†	20106.4	21501.5	2.583 mg/L	2.583 mg/L	03:11:17
2	As 188.979†	355.2	372.9	0.5400 mg/L	0.5400 mg/L	03:11:37
2	B 182.528†	194.6	212.6	0.5342 mg/L	0.5342 mg/L	03:11:37
2	Ba 233.527†	52830.0	56423.9	0.5206 mg/L	0.5206 mg/L	03:11:17
2	Be 313.107†	237891.1	251020.8	0.0514 mg/L	0.0514 mg/L	03:11:11
2	Ca 315.886†	649863.9	692195.8	5.239 mg/L	5.239 mg/L	03:11:11
2	Cd 228.802†	9415.0	9911.2	0.2602 mg/L	0.2602 mg/L	03:11:37
2	Co 228.616†	16676.3	17949.1	0.5202 mg/L	0.5202 mg/L	03:11:17
2	Cr 267.716†	73216.9	77135.7	0.5210 mg/L	0.5210 mg/L	03:11:17
2	Cu 324.752†	143551.1	146315.3	0.5216 mg/L	0.5216 mg/L	03:11:17
2	Fe 234.349†	113529.1	119977.5	2.613 mg/L	2.613 mg/L	03:11:17
2	Fe 238.204†	282241.7	299678.5	2.637 mg/L	2.637 mg/L	03:11:17
2	Mg 279.077†	125600.8	133408.4	5.308 mg/L	5.308 mg/L	03:11:17
2	Mn 257.610†	395145.7	419372.9	0.5236 mg/L	0.5236 mg/L	03:11:17
2	Mo 202.031†	6274.2	6647.7	0.5162 mg/L	0.5162 mg/L	03:11:37
2	Ni 231.604†	14434.7	15358.2	0.5247 mg/L	0.5247 mg/L	03:11:17
2	P 214.914†	6896.5	7268.5	5.237 mg/L	5.237 mg/L	03:11:37
2	Pb 220.353†	3988.9	4402.0	0.5221 mg/L	0.5221 mg/L	03:11:37
2	Sb 206.836†	932.3	986.0	0.5088 mg/L	0.5088 mg/L	03:11:37
2	Se 196.026†	751.0	808.4	1.060 mg/L	1.060 mg/L	03:11:37
2	Sn 189.927†	1780.6	1814.3	0.5274 mg/L	0.5274 mg/L	03:11:37
2	Sr 407.771†	1090425.5	1155533.6	0.0515 mg/L	0.0515 mg/L	03:11:11
2	Ti 337.279†	351182.5	376293.4	0.5192 mg/L	0.5192 mg/L	03:11:17
2	Tl 190.801†	610.5	650.4	0.5301 mg/L	0.5301 mg/L	03:11:37
2	V 292.402†	120546.0	129984.7	0.5235 mg/L	0.5235 mg/L	03:11:17
2	Zn 213.857†	36072.8	37804.2	0.5192 mg/L	0.5192 mg/L	03:11:17

Mean Data: CCV

Analyte	Mean Corrected Intensity	Calib Conc. Units	Std.Dev.	Sample Conc. Units	Std.Dev.	RSD
Y 371.029	3130210.5	0.942 mg/L	0.0045			0.47%
Ag 328.068†	72494.7	0.2575 mg/L	0.00147	0.2575 mg/L	0.00147	0.57%
QC value within limits for Ag 328.068		Recovery = 103.02%				
Al 237.313†	21419.1	2.573 mg/L	0.0140	2.573 mg/L	0.0140	0.54%
QC value within limits for Al 237.313		Recovery = 102.92%				
As 188.979†	365.1	0.5287 mg/L	0.01589	0.5287 mg/L	0.01589	3.01%
QC value within limits for As 188.979		Recovery = 105.75%				
B 182.528†	211.0	0.5303 mg/L	0.00557	0.5303 mg/L	0.00557	1.05%
QC value within limits for B 182.528		Recovery = 106.06%				
Ba 233.527†	56163.9	0.5182 mg/L	0.00340	0.5182 mg/L	0.00340	0.66%
QC value within limits for Ba 233.527		Recovery = 103.65%				
Be 313.107†	250850.2	0.0514 mg/L	0.00005	0.0514 mg/L	0.00005	0.09%
QC value within limits for Be 313.107		Recovery = 102.75%				
Ca 315.886†	692966.5	5.245 mg/L	0.0082	5.245 mg/L	0.0082	0.16%
QC value within limits for Ca 315.886		Recovery = 104.90%				
Cd 228.802†	9868.0	0.2591 mg/L	0.00153	0.2591 mg/L	0.00153	0.59%
QC value within limits for Cd 228.802		Recovery = 103.65%				
Co 228.616†	17898.6	0.5187 mg/L	0.00208	0.5187 mg/L	0.00208	0.40%
QC value within limits for Co 228.616		Recovery = 103.74%				
Cr 267.716†	76808.2	0.5188 mg/L	0.00314	0.5188 mg/L	0.00314	0.61%
QC value within limits for Cr 267.716		Recovery = 103.75%				
Cu 324.752†	145726.3	0.5195 mg/L	0.00298	0.5195 mg/L	0.00298	0.57%

QC value within limits for Cu 324.752	Recovery = 103.89%					
Fe 234.349†	119556.2	2.604 mg/L	0.0131	2.604 mg/L	0.0131	0.50%
QC value within limits for Fe 234.349	Recovery = 104.15%					
Fe 238.204†	298493.3	2.626 mg/L	0.0148	2.626 mg/L	0.0148	0.56%
QC value within limits for Fe 238.204	Recovery = 105.05%					
K 766.490†	53318.4	26.07 mg/L	0.051	26.07 mg/L	0.051	0.20%
QC value within limits for K 766.490	Recovery = 104.28%					
Li 670.784†	18643.3	0.5246 mg/L	0.00191	0.5246 mg/L	0.00191	0.36%
QC value within limits for Li 670.784	Recovery = 104.91%					
Mg 279.077†	132827.5	5.284 mg/L	0.0328	5.284 mg/L	0.0328	0.62%
QC value within limits for Mg 279.077	Recovery = 105.69%					
Mn 257.610†	417587.4	0.5214 mg/L	0.00317	0.5214 mg/L	0.00317	0.61%
QC value within limits for Mn 257.610	Recovery = 104.28%					
Mo 202.031†	6612.1	0.5134 mg/L	0.00391	0.5134 mg/L	0.00391	0.76%
QC value within limits for Mo 202.031	Recovery = 102.68%					
Na 589.592	203224.4	25.56 mg/L	0.030	25.56 mg/L	0.030	0.12%
QC value within limits for Na 589.592	Recovery = 102.24%					
Ni 231.604†	15379.1	0.5254 mg/L	0.00101	0.5254 mg/L	0.00101	0.19%
QC value within limits for Ni 231.604	Recovery = 105.07%					
P 214.914†	7248.5	5.223 mg/L	0.0204	5.223 mg/L	0.0204	0.39%
QC value within limits for P 214.914	Recovery = 104.46%					
Pb 220.353†	4393.2	0.5210 mg/L	0.00149	0.5210 mg/L	0.00149	0.29%
QC value within limits for Pb 220.353	Recovery = 104.20%					
Sb 206.836†	983.1	0.5073 mg/L	0.00212	0.5073 mg/L	0.00212	0.42%
QC value within limits for Sb 206.836	Recovery = 101.46%					
Se 196.026†	806.5	1.057 mg/L	0.0035	1.057 mg/L	0.0035	0.33%
QC value within limits for Se 196.026	Recovery = 105.71%					
Sn 189.927†	1811.9	0.5267 mg/L	0.00100	0.5267 mg/L	0.00100	0.19%
QC value within limits for Sn 189.927	Recovery = 105.34%					
Sr 407.771†	1155012.5	0.0515 mg/L	0.00003	0.0515 mg/L	0.00003	0.06%
QC value within limits for Sr 407.771	Recovery = 102.91%					
Ti 337.279†	374651.0	0.5169 mg/L	0.00321	0.5169 mg/L	0.00321	0.62%
QC value within limits for Ti 337.279	Recovery = 103.38%					
Tl 190.801†	645.9	0.5264 mg/L	0.00524	0.5264 mg/L	0.00524	0.99%
QC value within limits for Tl 190.801	Recovery = 105.28%					
V 292.402†	129383.6	0.5210 mg/L	0.00344	0.5210 mg/L	0.00344	0.66%
QC value within limits for V 292.402	Recovery = 104.21%					
Zn 213.857†	37666.4	0.5173 mg/L	0.00271	0.5173 mg/L	0.00271	0.52%
QC value within limits for Zn 213.857	Recovery = 103.46%					

All analyte(s) passed QC.

Sequence No.: 134
Sample ID: ICCB
Analyst:
Initial Sample Wt:
Dilution:

Autosampler Location: 1
Date Collected: 7/16/2006 3:13:16 AM
Data Type: Original
Initial Sample Vol:
Sample Prep Vol:

Replicate Data: ICCB

Repl#	Analyte	Net Intensity	Corrected Intensity	Calib. Conc.	Units	Sample Conc.	Units	Analysis Time
1	K 766.490†	673.4	213.2	0.0762	mg/L	0.0762	mg/L	03:14:49
1	Li 670.784†	71.6	3.5	-0.0034	mg/L	-0.0034	mg/L	03:14:49
1	Na 589.592	2822.6	4009.5	0.3359	mg/L	0.3359	mg/L	03:14:49
1	Y 371.029	3132897.7	3132897.7	0.942	mg/L			03:15:02
1	Ag 328.068†	-2047.2	197.8	-0.0007	mg/L	-0.0007	mg/L	03:15:08
1	Al 237.313†	-108.3	-36.7	-0.0060	mg/L	-0.0060	mg/L	03:15:28
1	As 188.979†	6.2	1.0	0.0003	mg/L	0.0003	mg/L	03:15:28
1	B 182.528†	-2.3	2.8	0.0068	mg/L	0.0068	mg/L	03:15:28
1	Ba 233.527†	-129.4	-3.7	-0.0013	mg/L	-0.0013	mg/L	03:15:28
1	Be 313.107†	2266.0	-47.5	0.0000	mg/L	0.0000	mg/L	03:15:08
1	Ca 315.886†	390.6	181.5	-0.0033	mg/L	-0.0033	mg/L	03:15:08
1	Cd 228.802†	131.4	18.9	0.0000	mg/L	0.0000	mg/L	03:15:28
1	Co 228.616†	-156.1	14.9	-0.0013	mg/L	-0.0013	mg/L	03:15:28
1	Cr 267.716†	868.9	45.1	-0.0017	mg/L	-0.0017	mg/L	03:15:08
1	Cu 324.752†	8354.9	2226.5	0.0066	mg/L	0.0066	mg/L	03:15:08
1	Fe 234.349†	1141.1	223.1	-0.0058	mg/L	-0.0058	mg/L	03:15:28
1	Fe 238.204†	1394.1	429.7	-0.0075	mg/L	-0.0075	mg/L	03:15:28
1	Mg 279.077†	579.2	195.5	-0.0157	mg/L	-0.0157	mg/L	03:15:08
1	Mn 257.610†	1702.2	151.9	-0.0021	mg/L	-0.0021	mg/L	03:15:08
1	Mo 202.031†	51.7	17.3	0.0009	mg/L	0.0009	mg/L	03:15:28

1	Ni 231.604†	15.6	-5.5	-0.0029 mg/L	-0.0029 mg/L	03:15:28
1	P 214.914†	68.8	-6.7	0.0075 mg/L	0.0075 mg/L	03:15:28
1	Pb 220.353†	-155.9	-13.6	-0.0023 mg/L	-0.0023 mg/L	03:15:28
1	Sb 206.836†	13.3	6.7	0.0017 mg/L	0.0017 mg/L	03:15:28
1	Se 196.026†	-10.8	-3.2	-0.0044 mg/L	-0.0044 mg/L	03:15:28
1	Sn 189.927†	54.7	-25.0	-0.0100 mg/L	-0.0100 mg/L	03:15:28
1	Sr 407.771†	6574.6	662.9	-0.0003 mg/L	-0.0003 mg/L	03:15:02
1	Ti 337.279†	-1917.5	74.6	-0.0006 mg/L	-0.0006 mg/L	03:15:08
1	Tl 190.801†	4.3	4.5	0.0020 mg/L	0.0020 mg/L	03:15:28
1	V 292.402†	-1619.9	-175.7	-0.0013 mg/L	-0.0013 mg/L	03:15:08
1	Zn 213.857†	654.7	63.3	-0.0001 mg/L	-0.0001 mg/L	03:15:28
2	K 766.490†	636.7	176.2	0.0580 mg/L	0.0580 mg/L	03:14:54
2	Li 670.784†	88.8	22.0	-0.0028 mg/L	-0.0028 mg/L	03:14:54
2	Na 589.592	2762.4	3949.3	0.3283 mg/L	0.3283 mg/L	03:14:54
2	Y 371.029	3124079.0	3124079.0	0.940 mg/L		03:15:34
2	Ag 328.068†	-1872.9	377.2	0.0000 mg/L	0.0000 mg/L	03:15:39
2	Al 237.313†	-63.9	10.2	-0.0004 mg/L	-0.0004 mg/L	03:15:59
2	As 188.979†	8.0	2.9	0.0030 mg/L	0.0030 mg/L	03:15:59
2	B 182.528†	-0.2	5.1	0.0124 mg/L	0.0124 mg/L	03:15:59
2	Ba 233.527†	-130.0	-4.7	-0.0013 mg/L	-0.0013 mg/L	03:15:59
2	Be 313.107†	2416.3	119.2	0.0001 mg/L	0.0001 mg/L	03:15:39
2	Ca 315.886†	290.3	75.9	-0.0041 mg/L	-0.0041 mg/L	03:15:39
2	Cd 228.802†	132.6	20.6	0.0001 mg/L	0.0001 mg/L	03:15:59
2	Co 228.616†	-173.5	-4.1	-0.0018 mg/L	-0.0018 mg/L	03:15:59
2	Cr 267.716†	883.1	62.9	-0.0015 mg/L	-0.0015 mg/L	03:15:39
2	Cu 324.752†	8467.0	2370.9	0.0072 mg/L	0.0072 mg/L	03:15:39
2	Fe 234.349†	1108.4	191.8	-0.0065 mg/L	-0.0065 mg/L	03:15:59
2	Fe 238.204†	1334.5	370.5	-0.0080 mg/L	-0.0080 mg/L	03:15:59
2	Mg 279.077†	415.9	23.5	-0.0225 mg/L	-0.0225 mg/L	03:15:39
2	Mn 257.610†	1706.7	161.7	-0.0021 mg/L	-0.0021 mg/L	03:15:39
2	Mo 202.031†	51.5	17.3	0.0009 mg/L	0.0009 mg/L	03:15:59
2	Ni 231.604†	19.8	-1.0	-0.0027 mg/L	-0.0027 mg/L	03:15:59
2	P 214.914†	65.9	-9.6	0.0054 mg/L	0.0054 mg/L	03:15:59
2	Pb 220.353†	-157.3	-15.5	-0.0025 mg/L	-0.0025 mg/L	03:15:59
2	Sb 206.836†	11.9	5.3	0.0010 mg/L	0.0010 mg/L	03:15:59
2	Se 196.026†	-5.1	2.9	0.0036 mg/L	0.0036 mg/L	03:15:59
2	Sn 189.927†	54.8	-24.7	-0.0099 mg/L	-0.0099 mg/L	03:15:59
2	Sr 407.771†	6694.4	810.0	-0.0003 mg/L	-0.0003 mg/L	03:15:34
2	Ti 337.279†	-2043.9	-65.5	-0.0008 mg/L	-0.0008 mg/L	03:15:39
2	Tl 190.801†	3.4	3.6	0.0013 mg/L	0.0013 mg/L	03:15:59
2	V 292.402†	-1495.0	-47.6	-0.0008 mg/L	-0.0008 mg/L	03:15:39
2	Zn 213.857†	659.6	70.5	0.0000 mg/L	0.0000 mg/L	03:15:59

Mean Data: ICCB

Analyte	Mean Corrected Intensity	Calib Conc. Units	Std.Dev.	Sample Conc. Units	Std.Dev.	RSD
Y 371.029	3128488.3	0.941 mg/L	0.0019			0.20%
Ag 328.068†	287.5	-0.0003 mg/L	0.00045	-0.0003 mg/L	0.00045	136.00%
QC value within limits for Ag 328.068 Recovery = Not calculated						
Al 237.313†	-13.2	-0.0032 mg/L	0.00400	-0.0032 mg/L	0.00400	124.13%
QC value within limits for Al 237.313 Recovery = Not calculated						
As 188.979†	1.9	0.0016 mg/L	0.00196	0.0016 mg/L	0.00196	119.48%
QC value within limits for As 188.979 Recovery = Not calculated						
B 182.528†	4.0	0.0096 mg/L	0.00397	0.0096 mg/L	0.00397	41.30%
QC value within limits for B 182.528 Recovery = Not calculated						
Ba 233.527†	-4.2	-0.0013 mg/L	0.00001	-0.0013 mg/L	0.00001	0.55%
QC value within limits for Ba 233.527 Recovery = Not calculated						
Be 313.107†	35.9	0.0001 mg/L	0.00002	0.0001 mg/L	0.00002	36.49%
QC value within limits for Be 313.107 Recovery = Not calculated						
Ca 315.886†	128.7	-0.0037 mg/L	0.00056	-0.0037 mg/L	0.00056	15.11%
QC value within limits for Ca 315.886 Recovery = Not calculated						
Cd 228.802†	19.8	0.0000 mg/L	0.00002	0.0000 mg/L	0.00002	40.47%
QC value within limits for Cd 228.802 Recovery = Not calculated						
Co 228.616†	5.4	-0.0016 mg/L	0.00039	-0.0016 mg/L	0.00039	25.21%
QC value within limits for Co 228.616 Recovery = Not calculated						
Cr 267.716†	54.0	-0.0016 mg/L	0.00009	-0.0016 mg/L	0.00009	5.33%
QC value within limits for Cr 267.716 Recovery = Not calculated						
Cu 324.752†	2298.7	0.0069 mg/L	0.00036	0.0069 mg/L	0.00036	5.28%
QC value greater than the upper limit for Cu 324.752 Recovery = Not calculated						
Fe 234.349†	207.4	-0.0062 mg/L	0.00049	-0.0062 mg/L	0.00049	7.91%
QC value within limits for Fe 234.349 Recovery = Not calculated						

Fe 238.204†	400.1	-0.0077 mg/L	0.00037	-0.0077 mg/L	0.00037	4.77%
QC value within limits for Fe 238.204 Recovery = Not calculated						
K 766.490†	194.7	0.0671 mg/L	0.01280	0.0671 mg/L	0.01280	19.08%
QC value within limits for K 766.490 Recovery = Not calculated						
Li 670.784†	12.7	-0.0031 mg/L	0.00037	-0.0031 mg/L	0.00037	11.98%
QC value within limits for Li 670.784 Recovery = Not calculated						
Mg 279.077†	109.5	-0.0191 mg/L	0.00486	-0.0191 mg/L	0.00486	25.41%
QC value less than the lower limit for Mg 279.077 Recovery = Not calculated						
Mn 257.610†	156.8	-0.0021 mg/L	0.00001	-0.0021 mg/L	0.00001	0.43%
QC value within limits for Mn 257.610 Recovery = Not calculated						
Mo 202.031†	17.3	0.0009 mg/L	0.00000	0.0009 mg/L	0.00000	0.17%
QC value within limits for Mo 202.031 Recovery = Not calculated						
Na 589.592	3979.4	0.3321 mg/L	0.00539	0.3321 mg/L	0.00539	1.62%
QC value within limits for Na 589.592 Recovery = Not calculated						
Ni 231.604†	-3.2	-0.0028 mg/L	0.00011	-0.0028 mg/L	0.00011	3.89%
QC value less than the lower limit for Ni 231.604 Recovery = Not calculated						
P 214.914†	-8.2	0.0065 mg/L	0.00149	0.0065 mg/L	0.00149	23.04%
QC value within limits for P 214.914 Recovery = Not calculated						
Pb 220.353†	-14.5	-0.0024 mg/L	0.00016	-0.0024 mg/L	0.00016	6.68%
QC value within limits for Pb 220.353 Recovery = Not calculated						
Sb 206.836†	6.0	0.0013 mg/L	0.00052	0.0013 mg/L	0.00052	38.62%
QC value within limits for Sb 206.836 Recovery = Not calculated						
Se 196.026†	-0.2	-0.0004 mg/L	0.00565	-0.0004 mg/L	0.00565	>999.9%
QC value within limits for Se 196.026 Recovery = Not calculated						
Sn 189.927†	-24.8	-0.0099 mg/L	0.00006	-0.0099 mg/L	0.00006	0.56%
QC value within limits for Sn 189.927 Recovery = Not calculated						
Sr 407.771†	736.4	-0.0003 mg/L	0.00000	-0.0003 mg/L	0.00000	1.62%
QC value within limits for Sr 407.771 Recovery = Not calculated						
Ti 337.279†	4.5	-0.0007 mg/L	0.00014	-0.0007 mg/L	0.00014	18.34%
QC value within limits for Ti 337.279 Recovery = Not calculated						
Tl 190.801†	4.0	0.0017 mg/L	0.00052	0.0017 mg/L	0.00052	31.03%
QC value within limits for Tl 190.801 Recovery = Not calculated						
V 292.402†	-111.6	-0.0010 mg/L	0.00036	-0.0010 mg/L	0.00036	35.70%
QC value within limits for V 292.402 Recovery = Not calculated						
Zn 213.857†	66.9	-0.0001 mg/L	0.00007	-0.0001 mg/L	0.00007	93.32%
QC value within limits for Zn 213.857 Recovery = Not calculated						
QC Failed. Continue with analysis.						

Sequence No.: 135
Sample ID: 0607180-02splp
Analyst:
Initial Sample Wt:
Dilution:

Autosampler Location: 109
Date Collected: 7/16/2006 3:17:37 AM
Data Type: Original
Initial Sample Vol:
Sample Prep Vol:

Replicate Data: 0607180-02splp

Repl#	Analyte	Net		Corrected		Calib.		Sample		Analysis Time
		Intensity		Intensity		Conc.	Units	Conc.	Units	
1	K 766.490†	20283.7		21228.3		10.36	mg/L	10.36	mg/L	03:19:13
1	Li 670.784†	230.1		174.0		0.0015	mg/L	0.0015	mg/L	03:19:13
1	Na 589.592	337459.4		338646.3		42.71	mg/L	42.71	mg/L	03:19:13
1	Y 371.029	3102864.4		3102864.4		0.933	mg/L			03:19:36
1	Ag 328.068†	-2120.0		98.9		-0.0010	mg/L	-0.0010	mg/L	03:19:41
1	Al 237.313†	9983.1		10772.9		1.298	mg/L	1.298	mg/L	03:19:41
1	As 188.979†	5.3		0.1		-0.0011	mg/L	-0.0011	mg/L	03:20:01
1	B 182.528†	26.1		33.3		0.0833	mg/L	0.0833	mg/L	03:20:01
1	Ba 233.527†	5600.5		6133.3		0.0555	mg/L	0.0555	mg/L	03:20:01
1	Be 313.107†	847.3		-1544.1		-0.0002	mg/L	-0.0002	mg/L	03:19:41
1	Ca 315.886†	33135236.1		35496908.7		268.8	mg/L	268.8	mg/L	03:19:30
1	Cd 228.802†	118.8		6.7		-0.0003	mg/L	-0.0003	mg/L	03:20:01
1	Co 228.616†	-55.9		120.7		0.0018	mg/L	0.0018	mg/L	03:20:01
1	Cr 267.716†	32781.6		34241.5		0.2304	mg/L	0.2304	mg/L	03:19:41
1	Cu 324.752†	11696.3		5891.9		0.0197	mg/L	0.0197	mg/L	03:19:41
1	Fe 234.349†	5122.6		4500.1		0.0879	mg/L	0.0879	mg/L	03:20:01
1	Fe 238.204†	7903.9		7417.8		0.0543	mg/L	0.0543	mg/L	03:20:01
1	Mg 279.077†	4514.2		4416.9		0.1529	mg/L	0.1529	mg/L	03:19:41
1	Mn 257.610†	3229.8		1805.9		0.0000	mg/L	0.0000	mg/L	03:20:01
1	Mo 202.031†	258.3		239.1		0.0181	mg/L	0.0181	mg/L	03:20:01
1	Ni 231.604†	43.6		24.6		-0.0018	mg/L	-0.0018	mg/L	03:20:01
1	P 214.914†	88.1		14.6		0.0228	mg/L	0.0228	mg/L	03:20:01
1	Pb 220.353†	-200.0		-62.4		-0.0076	mg/L	-0.0076	mg/L	03:20:01

2	As 188.979†	17.0	11.9	0.0152 mg/L	0.0152 mg/L	03:53:57
2	B 182.528†	13.4	19.1	0.0476 mg/L	0.0476 mg/L	03:53:57
2	Ba 233.527†	10158.8	10608.0	0.0967 mg/L	0.0967 mg/L	03:53:37
2	Be 313.107†	6102.5	3840.3	0.0005 mg/L	0.0005 mg/L	03:53:37
2	Ca 315.886†	1041286.7	1073409.4	8.125 mg/L	8.125 mg/L	03:53:32
2	Cd 228.802†	319.5	208.9	0.0052 mg/L	0.0052 mg/L	03:53:57
2	Co 228.616†	192.2	378.8	0.0081 mg/L	0.0081 mg/L	03:53:57
2	Cr 267.716†	5360.0	4649.8	0.0309 mg/L	0.0309 mg/L	03:53:37
2	Cu 324.752†	201167.4	200780.2	0.7206 mg/L	0.7206 mg/L	03:53:32
2	Fe 234.349†	1226925.3	1264061.8	27.69 mg/L	27.69 mg/L	03:53:32
2	Fe 238.204†	3033897.8	3127120.3	27.61 mg/L	27.61 mg/L	03:53:32
2	Mg 279.077†	81200.4	83304.5	3.296 mg/L	3.296 mg/L	03:53:37
2	Mn 257.610†	318078.2	326307.6	0.4069 mg/L	0.4069 mg/L	03:53:32
2	Mo 202.031†	83.5	48.6	0.0033 mg/L	0.0033 mg/L	03:53:57
2	Ni 231.604†	3234.6	3313.1	0.1110 mg/L	0.1110 mg/L	03:53:37
2	P 214.914†	2135.1	2121.7	1.538 mg/L	1.538 mg/L	03:53:57
2	Pb 220.353†	39338.5	40712.7	4.824 mg/L	4.824 mg/L	03:53:37
2	Sb 206.836†	23.6	17.0	0.0070 mg/L	0.0070 mg/L	03:53:57
2	Se 196.026†	-3.8	4.3	0.0056 mg/L	0.0056 mg/L	03:53:57
2	Sn 189.927†	375.7	304.4	0.0878 mg/L	0.0878 mg/L	03:53:57
2	Sr 407.771†	979547.8	1003672.3	0.0447 mg/L	0.0447 mg/L	03:53:32
2	Ti 337.279†	382239.0	396225.4	0.5467 mg/L	0.5467 mg/L	03:53:32
2	Tl 190.801†	8.1	8.2	0.0099 mg/L	0.0099 mg/L	03:53:57
2	V 292.402†	66348.6	69953.3	0.2732 mg/L	0.2732 mg/L	03:53:37
2	Zn 213.857†	46036.1	46835.2	0.6442 mg/L	0.6442 mg/L	03:53:37

 Mean Data: 0607173-05 x5

Analyte	Mean Corrected Intensity	Conc. Units	Calib	Std.Dev.	Sample Conc. Units	Std.Dev.	RSD
Y 371.029	3226739.9	0.971 mg/L		0.0012			0.13%
Ag 328.068†	201588.7	0.7184 mg/L		0.00108	0.7184 mg/L	0.00108	0.15%
Al 237.313†	106322.6	12.70 mg/L		0.109	12.70 mg/L	0.109	0.86%
As 188.979†	12.2	0.0157 mg/L		0.00064	0.0157 mg/L	0.00064	4.09%
B 182.528†	18.9	0.0473 mg/L		0.00045	0.0473 mg/L	0.00045	0.95%
Ba 233.527†	10527.6	0.0959 mg/L		0.00105	0.0959 mg/L	0.00105	1.09%
Be 313.107†	3781.5	0.0005 mg/L		0.00002	0.0005 mg/L	0.00002	3.31%
Ca 315.886†	1072895.1	8.121 mg/L		0.0055	8.121 mg/L	0.0055	0.07%
Cd 228.802†	206.9	0.0051 mg/L		0.00008	0.0051 mg/L	0.00008	1.50%
Co 228.616†	378.7	0.0081 mg/L		0.00000	0.0081 mg/L	0.00000	0.03%
Cr 267.716†	4609.9	0.0306 mg/L		0.00039	0.0306 mg/L	0.00039	1.26%
Cu 324.752†	201008.7	0.7214 mg/L		0.00114	0.7214 mg/L	0.00114	0.16%
Fe 234.349†	1261784.0	27.64 mg/L		0.071	27.64 mg/L	0.071	0.26%
Fe 238.204†	3124205.4	27.59 mg/L		0.036	27.59 mg/L	0.036	0.13%
K 766.490†	2978.9	1.430 mg/L		0.0024	1.430 mg/L	0.0024	0.17%
Li 670.784†	703.7	0.0165 mg/L		0.00012	0.0165 mg/L	0.00012	0.70%
Mg 279.077†	82594.1	3.268 mg/L		0.0401	3.268 mg/L	0.0401	1.23%
Mn 257.610†	325957.6	0.4065 mg/L		0.00062	0.4065 mg/L	0.00062	0.15%
Mo 202.031†	49.5	0.0034 mg/L		0.00010	0.0034 mg/L	0.00010	3.03%
Na 589.592	15194.4	1.752 mg/L		0.0033	1.752 mg/L	0.0033	0.19%
Ni 231.604†	3317.6	0.1111 mg/L		0.00022	0.1111 mg/L	0.00022	0.20%
P 214.914†	2108.0	1.528 mg/L		0.0139	1.528 mg/L	0.0139	0.91%
Pb 220.353†	40313.6	4.776 mg/L		0.0669	4.776 mg/L	0.0669	1.40%
Sb 206.836†	17.1	0.0071 mg/L		0.00006	0.0071 mg/L	0.00006	0.89%
Se 196.026†	2.1	0.0027 mg/L		0.00407	0.0027 mg/L	0.00407	151.06%
Sn 189.927†	310.2	0.0895 mg/L		0.00239	0.0895 mg/L	0.00239	2.67%
Sr 407.771†	1003412.7	0.0447 mg/L		0.00002	0.0447 mg/L	0.00002	0.04%
Ti 337.279†	396108.1	0.5465 mg/L		0.00023	0.5465 mg/L	0.00023	0.04%
Tl 190.801†	9.3	0.0108 mg/L		0.00127	0.0108 mg/L	0.00127	11.78%
V 292.402†	69461.1	0.2713 mg/L		0.00276	0.2713 mg/L	0.00276	1.02%
Zn 213.857†	46499.6	0.6396 mg/L		0.00656	0.6396 mg/L	0.00656	1.03%

Sequence No.: 143

Sample ID: 0607173-07 x5

Analyst:

Initial Sample Wt:

Dilution:

Autosampler Location: 117

Date Collected: 7/16/2006 3:55:37 AM

Data Type: Original

Initial Sample Vol:

Sample Prep Vol:

 Replicate Data: 0607173-07 x5

Net	Corrected	Calib.	Sample	Analysis
-----	-----------	--------	--------	----------

Repl#	Analyte	Intensity	Intensity	Conc. Units	Conc. Units	Time
1	K 766.490†	3921.5	3613.5	1.740 mg/L	1.740 mg/L	03:57:08
1	Li 670.784†	715.2	678.0	0.0157 mg/L	0.0157 mg/L	03:57:08
1	Na 589.592	19121.7	20308.5	2.400 mg/L	2.400 mg/L	03:57:08
1	Y 371.029	3167925.6	3167925.6	0.953 mg/L		03:57:25
1	Ag 328.068†	178430.9	189593.8	0.6763 mg/L	0.6763 mg/L	03:57:30
1	Al 237.313†	101380.3	106454.4	12.65 mg/L	12.65 mg/L	03:57:30
1	As 188.979†	16.0	11.2	0.0144 mg/L	0.0144 mg/L	03:57:50
1	B 182.528†	19.1	25.3	0.0633 mg/L	0.0633 mg/L	03:57:50
1	Ba 233.527†	21470.1	22661.7	0.2083 mg/L	0.2083 mg/L	03:57:30
1	Be 313.107†	11962.2	10099.9	0.0020 mg/L	0.0020 mg/L	03:57:30
1	Ca 315.886†	3234410.7	3393567.4	25.69 mg/L	25.69 mg/L	03:57:25
1	Cd 228.802†	441.7	342.9	0.0089 mg/L	0.0089 mg/L	03:57:50
1	Co 228.616†	326.0	522.6	0.0123 mg/L	0.0123 mg/L	03:57:50
1	Cr 267.716†	37284.7	38245.3	0.2598 mg/L	0.2598 mg/L	03:57:30
1	Cu 324.752†	867738.6	903862.2	3.232 mg/L	3.232 mg/L	03:57:25
1	Fe 234.349†	1898932.5	1991523.1	43.63 mg/L	43.63 mg/L	03:57:25
1	Fe 238.204†	4666717.9	4895641.4	43.24 mg/L	43.24 mg/L	03:57:25
1	Mg 279.077†	89366.3	93351.2	3.692 mg/L	3.692 mg/L	03:57:30
1	Mn 257.610†	354717.6	370543.7	0.4623 mg/L	0.4623 mg/L	03:57:30
1	Mo 202.031†	173.2	144.2	0.0108 mg/L	0.0108 mg/L	03:57:50
1	Ni 231.604†	6312.2	6601.2	0.2237 mg/L	0.2237 mg/L	03:57:30
1	P 214.914†	2622.7	2672.2	1.933 mg/L	1.933 mg/L	03:57:30
1	Pb 220.353†	43534.2	45831.5	5.428 mg/L	5.428 mg/L	03:57:30
1	Sb 206.836†	42.3	36.9	0.0123 mg/L	0.0123 mg/L	03:57:50
1	Se 196.026†	-12.0	-4.4	-0.0059 mg/L	-0.0059 mg/L	03:57:50
1	Sn 189.927†	1437.6	1425.5	0.4156 mg/L	0.4156 mg/L	03:57:50
1	Sr 407.771†	3053585.0	3197750.9	0.1430 mg/L	0.1430 mg/L	03:57:25
1	Ti 337.279†	377959.9	398694.6	0.5501 mg/L	0.5501 mg/L	03:57:30
1	Tl 190.801†	2.1	2.2	0.0065 mg/L	0.0065 mg/L	03:57:50
1	V 292.402†	27372.2	30264.2	0.1133 mg/L	0.1133 mg/L	03:57:30
1	Zn 213.857†	110199.8	114999.0	1.584 mg/L	1.584 mg/L	03:57:30
2	K 766.490†	3874.6	3535.9	1.702 mg/L	1.702 mg/L	03:57:14
2	Li 670.784†	762.4	722.0	0.0170 mg/L	0.0170 mg/L	03:57:14
2	Na 589.592	18924.2	20111.1	2.375 mg/L	2.375 mg/L	03:57:14
2	Y 371.029	3190228.2	3190228.2	0.960 mg/L		03:57:59
2	Ag 328.068†	178299.0	188147.5	0.6711 mg/L	0.6711 mg/L	03:58:04
2	Al 237.313†	101097.5	105416.1	12.52 mg/L	12.52 mg/L	03:58:04
2	As 188.979†	21.7	17.0	0.0229 mg/L	0.0229 mg/L	03:58:24
2	B 182.528†	17.9	24.0	0.0600 mg/L	0.0600 mg/L	03:58:24
2	Ba 233.527†	21365.5	22395.3	0.2058 mg/L	0.2058 mg/L	03:58:04
2	Be 313.107†	11935.7	9984.5	0.0020 mg/L	0.0020 mg/L	03:58:04
2	Ca 315.886†	3256762.4	3393130.8	25.69 mg/L	25.69 mg/L	03:57:59
2	Cd 228.802†	441.7	339.7	0.0088 mg/L	0.0088 mg/L	03:58:24
2	Co 228.616†	316.9	510.8	0.0120 mg/L	0.0120 mg/L	03:58:24
2	Cr 267.716†	37124.9	37805.3	0.2569 mg/L	0.2569 mg/L	03:58:04
2	Cu 324.752†	873086.1	903068.6	3.229 mg/L	3.229 mg/L	03:57:59
2	Fe 234.349†	1924248.6	2003971.6	43.91 mg/L	43.91 mg/L	03:57:59
2	Fe 238.204†	4714277.6	4910963.6	43.37 mg/L	43.37 mg/L	03:57:59
2	Mg 279.077†	89117.4	92436.3	3.655 mg/L	3.655 mg/L	03:58:04
2	Mn 257.610†	353949.3	367141.1	0.4581 mg/L	0.4581 mg/L	03:58:04
2	Mo 202.031†	178.1	148.1	0.0111 mg/L	0.0111 mg/L	03:58:24
2	Ni 231.604†	6340.2	6584.1	0.2231 mg/L	0.2231 mg/L	03:58:04
2	P 214.914†	2604.7	2634.2	1.906 mg/L	1.906 mg/L	03:58:04
2	Pb 220.353†	43473.0	45448.3	5.383 mg/L	5.383 mg/L	03:58:04
2	Sb 206.836†	49.8	44.5	0.0164 mg/L	0.0164 mg/L	03:58:24
2	Se 196.026†	-9.2	-1.3	-0.0018 mg/L	-0.0018 mg/L	03:58:24
2	Sn 189.927†	1449.8	1427.7	0.4163 mg/L	0.4163 mg/L	03:58:24
2	Sr 407.771†	3074368.0	3197006.3	0.1430 mg/L	0.1430 mg/L	03:57:59
2	Ti 337.279†	376924.2	394843.0	0.5448 mg/L	0.5448 mg/L	03:58:04
2	Tl 190.801†	8.1	8.4	0.0116 mg/L	0.0116 mg/L	03:58:24
2	V 292.402†	27431.1	30124.7	0.1128 mg/L	0.1128 mg/L	03:58:04
2	Zn 213.857†	110151.0	114139.9	1.572 mg/L	1.572 mg/L	03:58:04

Mean Data: 0607173-07 x5

Analyte	Mean Corrected Intensity	Calib Conc. Units	Std.Dev.	Sample Conc. Units	Std.Dev.	RSD
Y 371.029	3179076.9	0.956 mg/L	0.0047			0.50%
Ag 328.068†	188870.6	0.6737 mg/L	0.00364	0.6737 mg/L	0.00364	0.54%
Al 237.313†	105935.3	12.59 mg/L	0.089	12.59 mg/L	0.089	0.71%
As 188.979†	14.1	0.0187 mg/L	0.00599	0.0187 mg/L	0.00599	32.12%

Element	Intensity	Conc. (mg/L)	Conc. (mg/L)	Conc. (mg/L)	Conc. (mg/L)	Conc. (mg/L)	%
B 182.528†	24.7	0.0617	0.00238	0.0617	0.00238	0.00238	3.86%
Ba 233.527†	22528.5	0.2071	0.00174	0.2071	0.00174	0.00174	0.84%
Be 313.107†	10042.2	0.0020	0.00001	0.0020	0.00001	0.00001	0.65%
Ca 315.886†	3393349.1	25.69	0.002	25.69	0.002	0.002	0.01%
Cd 228.802†	341.3	0.0088	0.00009	0.0088	0.00009	0.00009	1.07%
Co 228.616†	516.7	0.0121	0.00024	0.0121	0.00024	0.00024	1.95%
Cr 267.716†	38025.3	0.2583	0.00210	0.2583	0.00210	0.00210	0.81%
Cu 324.752†	903465.4	3.231	0.0020	3.231	0.0020	0.0020	0.06%
Fe 234.349†	1997747.3	43.77	0.193	43.77	0.193	0.193	0.44%
Fe 238.204†	4903302.5	43.30	0.096	43.30	0.096	0.096	0.22%
K 766.490†	3574.7	1.721	0.0269	1.721	0.0269	0.0269	1.56%
Li 670.784†	700.0	0.0164	0.00088	0.0164	0.00088	0.00088	5.38%
Mg 279.077†	92893.7	3.673	0.0259	3.673	0.0259	0.0259	0.71%
Mn 257.610†	368842.4	0.4602	0.00302	0.4602	0.00302	0.00302	0.66%
Mo 202.031†	146.2	0.0109	0.00021	0.0109	0.00021	0.00021	1.95%
Na 589.592	20209.8	2.387	0.0177	2.387	0.0177	0.0177	0.74%
Ni 231.604†	6592.6	0.2234	0.00042	0.2234	0.00042	0.00042	0.19%
P 214.914†	2653.2	1.920	0.0193	1.920	0.0193	0.0193	1.00%
Pb 220.353†	45639.9	5.405	0.0321	5.405	0.0321	0.0321	0.59%
Sb 206.836†	40.7	0.0144	0.00288	0.0144	0.00288	0.00288	20.07%
Se 196.026†	-2.8	-0.0038	0.00285	-0.0038	0.00285	0.00285	74.21%
Sn 189.927†	1426.6	0.4159	0.00046	0.4159	0.00046	0.00046	0.11%
Sr 407.771†	3197378.6	0.1430	0.00002	0.1430	0.00002	0.00002	0.02%
Ti 337.279†	396768.8	0.5474	0.00376	0.5474	0.00376	0.00376	0.69%
Tl 190.801†	5.3	0.0091	0.00356	0.0091	0.00356	0.00356	39.33%
V 292.402†	30194.5	0.1130	0.00041	0.1130	0.00041	0.00041	0.36%
Zn 213.857†	114569.5	1.578	0.0084	1.578	0.0084	0.0084	0.53%

Sequence No.: 144
 Sample ID: 0607173-07
 Analyst:
 Initial Sample Wt:
 Dilution:

Autosampler Location: 118
 Date Collected: 7/16/2006 4:00:00 AM
 Data Type: Original
 Initial Sample Vol:
 Sample Prep Vol:

Replicate Data: 0607173-07

Repl#	Analyte	Net Intensity	Corrected Intensity	Calib. Conc. Units	Sample Conc. Units	Analysis Time
1	K 766.490†	16632.0	16856.7	8.223 mg/L	8.223 mg/L	04:01:36
1	Li 670.784†	2987.7	3045.6	0.0828 mg/L	0.0828 mg/L	04:01:36
1	Na 589.592	87111.9	88298.8	11.01 mg/L	11.01 mg/L	04:01:36
1	Y 371.029	3185024.8	3185024.8	0.958 mg/L		04:02:07
1	Ag 328.068†	328727.2	345444.8	1.238 mg/L	1.238 mg/L	04:02:12
1	Al 237.313†	482918.9	504074.7	59.94 mg/L	59.94 mg/L	04:02:07
1	As 188.979†	73.1	70.7	0.0984 mg/L	0.0984 mg/L	04:02:32
1	B 182.528†	95.8	105.2	0.2643 mg/L	0.2643 mg/L	04:02:32
1	Ba 233.527†	102054.7	106642.6	0.9849 mg/L	0.9849 mg/L	04:02:12
1	Be 313.107†	48461.4	48124.8	0.0092 mg/L	0.0092 mg/L	04:02:12
1	Ca 315.886†	15371763.7	16042449.6	121.5 mg/L	121.5 mg/L	04:01:58
1	Cd 228.802†	1604.9	1554.5	0.0418 mg/L	0.0418 mg/L	04:02:32
1	Co 228.616†	2103.4	2375.8	0.0618 mg/L	0.0618 mg/L	04:02:32
1	Cr 267.716†	173309.2	179996.7	1.230 mg/L	1.230 mg/L	04:02:12
1	Cu 324.752†	4184474.1	4360472.3	15.60 mg/L	15.60 mg/L	04:02:07
1	Fe 234.349†	8640244.8	9016370.9	197.6 mg/L	197.6 mg/L	04:01:58
1	Fe 238.204†	19496955.2	20346873.6	179.7 mg/L	179.7 mg/L	04:01:58
1	Mg 279.077†	401202.7	418294.6	16.62 mg/L	16.62 mg/L	04:02:07
1	Mn 257.610†	1625948.4	1695260.7	2.123 mg/L	2.123 mg/L	04:02:07
1	Mo 202.031†	573.2	560.7	0.0431 mg/L	0.0431 mg/L	04:02:12
1	Ni 231.604†	29216.3	30469.4	1.042 mg/L	1.042 mg/L	04:02:12
1	P 214.914†	11963.6	12406.0	8.931 mg/L	8.931 mg/L	04:02:12
1	Pb 220.353†	201207.7	210141.6	24.89 mg/L	24.89 mg/L	04:02:12
1	Sb 206.836†	170.6	170.7	0.0632 mg/L	0.0632 mg/L	04:02:32
1	Se 196.026†	-9.4	-1.6	-0.0022 mg/L	-0.0022 mg/L	04:02:32
1	Sn 189.927†	6355.4	6549.8	1.919 mg/L	1.919 mg/L	04:02:32
1	Sr 407.771†	Saturated2	Saturated2			04:02:32
Saturated in preshot (code 2)						
1	Ti 337.279†	1799813.9	1880478.0	2.597 mg/L	2.597 mg/L	04:02:07
1	Tl 190.801†	6.8	7.0	0.0332 mg/L	0.0332 mg/L	04:02:32
1	V 292.402†	137948.4	145512.4	0.5486 mg/L	0.5486 mg/L	04:02:12
1	Zn 213.857†	501311.7	522560.7	7.203 mg/L	7.203 mg/L	04:02:07
2	K 766.490†	16568.3	16591.0	8.093 mg/L	8.093 mg/L	04:01:41

2	Li 670.784†	2946.3	2967.0	0.0806 mg/L	0.0806 mg/L	04:01:41
2	Na 589.592	87377.3	88564.2	11.04 mg/L	11.04 mg/L	04:01:41
2	Y 371.029	3222149.1	3222149.1	0.969 mg/L		04:02:54
2	Ag 328.068†	329618.5	342411.5	1.227 mg/L	1.227 mg/L	04:03:00
2	Al 237.313†	487914.2	503421.1	59.89 mg/L	59.89 mg/L	04:02:54
2	As 188.979†	62.0	58.4	0.0805 mg/L	0.0805 mg/L	04:03:20
2	B 182.528†	81.3	89.1	0.2238 mg/L	0.2238 mg/L	04:03:20
2	Ba 233.527†	102371.7	105742.5	0.9766 mg/L	0.9766 mg/L	04:03:00
2	Be 313.107†	48598.8	47683.9	0.0091 mg/L	0.0091 mg/L	04:03:00
2	Ca 315.886†	15173921.1	15653513.6	118.5 mg/L	118.5 mg/L	04:02:46
2	Cd 228.802†	1396.8	1320.5	0.0357 mg/L	0.0357 mg/L	04:03:20
2	Co 228.616†	1815.9	2053.9	0.0524 mg/L	0.0524 mg/L	04:03:20
2	Cr 267.716†	174204.8	178836.7	1.221 mg/L	1.221 mg/L	04:03:00
2	Cu 324.752†	4247973.4	4375663.5	15.65 mg/L	15.65 mg/L	04:02:54
2	Fe 234.349†	8520365.6	8788806.6	192.6 mg/L	192.6 mg/L	04:02:46
2	Fe 238.204†	19256984.7	19864874.1	175.5 mg/L	175.5 mg/L	04:02:46
2	Mg 279.077†	405403.2	417803.7	16.61 mg/L	16.61 mg/L	04:02:54
2	Mn 257.610†	1641054.5	1691293.2	2.118 mg/L	2.118 mg/L	04:02:54
2	Mo 202.031†	536.1	515.5	0.0396 mg/L	0.0396 mg/L	04:03:00
2	Ni 231.604†	29113.5	30012.1	1.027 mg/L	1.027 mg/L	04:03:00
2	P 214.914†	11842.9	12137.6	8.738 mg/L	8.738 mg/L	04:03:00
2	Pb 220.353†	201059.0	207568.7	24.59 mg/L	24.59 mg/L	04:03:00
2	Sb 206.836†	156.6	154.2	0.0546 mg/L	0.0546 mg/L	04:03:20
2	Se 196.026†	-1.7	6.5	0.0085 mg/L	0.0085 mg/L	04:03:20
2	Sn 189.927†	5571.4	5664.6	1.661 mg/L	1.661 mg/L	04:03:20
2	Sr 407.771†	Saturated2	Saturated2			04:03:20
Saturated in preshot (code 2)						
2	Ti 337.279†	1820320.4	1879991.2	2.597 mg/L	2.597 mg/L	04:02:54
2	Tl 190.801†	-0.4	-0.5	0.0270 mg/L	0.0270 mg/L	04:03:20
2	V 292.402†	138723.9	144653.7	0.5458 mg/L	0.5458 mg/L	04:03:00
2	Zn 213.857†	506431.1	521814.0	7.193 mg/L	7.193 mg/L	04:02:54

Mean Data: 0607173-07

Analyte	Mean Corrected Intensity	Calib Conc. Units	Std.Dev.	Sample Conc. Units	Std.Dev.	RSD
Y 371.029	3203586.9	0.964 mg/L	0.0079			0.82%
Ag 328.068†	343928.2	1.233 mg/L	0.0078	1.233 mg/L	0.0078	0.63%
Al 237.313†	503747.9	59.92 mg/L	0.040	59.92 mg/L	0.040	0.07%
As 188.979†	64.5	0.0895 mg/L	0.01268	0.0895 mg/L	0.01268	14.17%
B 182.528†	97.2	0.2441 mg/L	0.02863	0.2441 mg/L	0.02863	11.73%
Ba 233.527†	106192.6	0.9807 mg/L	0.00589	0.9807 mg/L	0.00589	0.60%
Be 313.107†	47904.3	0.0091 mg/L	0.00009	0.0091 mg/L	0.00009	0.94%
Ca 315.886†	15847981.6	120.0 mg/L	2.08	120.0 mg/L	2.08	1.74%
Cd 228.802†	1437.5	0.0387 mg/L	0.00435	0.0387 mg/L	0.00435	11.22%
Co 228.616†	2214.8	0.0571 mg/L	0.00663	0.0571 mg/L	0.00663	11.61%
Cr 267.716†	179416.7	1.226 mg/L	0.0058	1.226 mg/L	0.0058	0.47%
Cu 324.752†	4368067.9	15.62 mg/L	0.038	15.62 mg/L	0.038	0.24%
Fe 234.349†	8902588.8	195.1 mg/L	3.53	195.1 mg/L	3.53	1.81%
Fe 238.204†	20105873.9	177.6 mg/L	3.01	177.6 mg/L	3.01	1.70%
K 766.490†	16723.9	8.158 mg/L	0.0920	8.158 mg/L	0.0920	1.13%
Li 670.784†	3006.3	0.0817 mg/L	0.00157	0.0817 mg/L	0.00157	1.93%
Mg 279.077†	418049.2	16.61 mg/L	0.013	16.61 mg/L	0.013	0.08%
Mn 257.610†	1693276.9	2.121 mg/L	0.0035	2.121 mg/L	0.0035	0.17%
Mo 202.031†	538.1	0.0414 mg/L	0.00248	0.0414 mg/L	0.00248	6.00%
Na 589.592	88431.5	11.03 mg/L	0.024	11.03 mg/L	0.024	0.22%
Ni 231.604†	30240.8	1.034 mg/L	0.0111	1.034 mg/L	0.0111	1.07%
P 214.914†	12271.8	8.834 mg/L	0.1364	8.834 mg/L	0.1364	1.54%
Pb 220.353†	208855.1	24.74 mg/L	0.215	24.74 mg/L	0.215	0.87%
Sb 206.836†	162.4	0.0589 mg/L	0.00608	0.0589 mg/L	0.00608	10.32%
Se 196.026†	2.5	0.0031 mg/L	0.00752	0.0031 mg/L	0.00752	239.83%
Sn 189.927†	6107.2	1.790 mg/L	0.1828	1.790 mg/L	0.1828	10.21%
Sr 407.771†	Saturated2					
Ti 337.279†	1880234.6	2.597 mg/L	0.0005	2.597 mg/L	0.0005	0.02%
Tl 190.801†	3.2	0.0301 mg/L	0.00435	0.0301 mg/L	0.00435	14.44%
V 292.402†	145083.1	0.5472 mg/L	0.00199	0.5472 mg/L	0.00199	0.36%
Zn 213.857†	522187.3	7.198 mg/L	0.0069	7.198 mg/L	0.0069	0.10%

=====
 Sequence No.: 145
 Sample ID: CCV
 Analyst:

=====
 Autosampler Location: 3
 Date Collected: 7/16/2006 4:04:55 AM
 Data Type: Original

2	Li 670.784†	2946.3	2967.0	0.0806 mg/L	0.0806 mg/L	04:01:41
2	Na 589.592	87377.3	88564.2	11.04 mg/L	11.04 mg/L	04:01:41
2	Y 371.029	3222149.1	3222149.1	0.969 mg/L		04:02:54
2	Ag 328.068†	329618.5	342411.5	1.227 mg/L	1.227 mg/L	04:03:00
2	Al 237.313†	487914.2	503421.1	59.89 mg/L	59.89 mg/L	04:02:54
2	As 188.979†	62.0	58.4	0.0805 mg/L	0.0805 mg/L	04:03:20
2	B 182.528†	81.3	89.1	0.2238 mg/L	0.2238 mg/L	04:03:20
2	Ba 233.527†	102371.7	105742.5	0.9766 mg/L	0.9766 mg/L	04:03:00
2	Be 313.107†	48598.8	47683.9	0.0091 mg/L	0.0091 mg/L	04:03:00
2	Ca 315.886†	15173921.1	15653513.6	118.5 mg/L	118.5 mg/L	04:02:46
2	Cd 228.802†	1396.8	1320.5	0.0357 mg/L	0.0357 mg/L	04:03:20
2	Co 228.616†	1815.9	2053.9	0.0524 mg/L	0.0524 mg/L	04:03:20
2	Cr 267.716†	174204.8	178836.7	1.221 mg/L	1.221 mg/L	04:03:00
2	Cu 324.752†	4247973.4	4375663.5	15.65 mg/L	15.65 mg/L	04:02:54
2	Fe 234.349†	8520365.6	8788806.6	192.6 mg/L	192.6 mg/L	04:02:46
2	Fe 238.204†	19256984.7	19864874.1	175.5 mg/L	175.5 mg/L	04:02:46
2	Mg 279.077†	405403.2	417803.7	16.61 mg/L	16.61 mg/L	04:02:54
2	Mn 257.610†	1641054.5	1691293.2	2.118 mg/L	2.118 mg/L	04:02:54
2	Mo 202.031†	536.1	515.5	0.0396 mg/L	0.0396 mg/L	04:03:00
2	Ni 231.604†	29113.5	30012.1	1.027 mg/L	1.027 mg/L	04:03:00
2	P 214.914†	11842.9	12137.6	8.738 mg/L	8.738 mg/L	04:03:00
2	Pb 220.353†	201059.0	207568.7	24.59 mg/L	24.59 mg/L	04:03:00
2	Sb 206.836†	156.6	154.2	0.0546 mg/L	0.0546 mg/L	04:03:20
2	Se 196.026†	-1.7	6.5	0.0085 mg/L	0.0085 mg/L	04:03:20
2	Sn 189.927†	5571.4	5664.6	1.661 mg/L	1.661 mg/L	04:03:20
2	Sr 407.771†	Saturated2	Saturated2			04:03:20
Saturated in preshot (code 2)						
2	Ti 337.279†	1820320.4	1879991.2	2.597 mg/L	2.597 mg/L	04:02:54
2	Tl 190.801†	-0.4	-0.5	0.0270 mg/L	0.0270 mg/L	04:03:20
2	V 292.402†	138723.9	144653.7	0.5458 mg/L	0.5458 mg/L	04:03:00
2	Zn 213.857†	506431.1	521814.0	7.193 mg/L	7.193 mg/L	04:02:54

 Mean Data: 0607173-07

Analyte	Mean Corrected Intensity	Calib Conc. Units	Std.Dev.	Sample Conc. Units	Std.Dev.	RSD
Y 371.029	3203586.9	0.964 mg/L	0.0079			0.82%
Ag 328.068†	343928.2	1.233 mg/L	0.0078	1.233 mg/L	0.0078	0.63%
Al 237.313†	503747.9	59.92 mg/L	0.040	59.92 mg/L	0.040	0.07%
As 188.979†	64.5	0.0895 mg/L	0.01268	0.0895 mg/L	0.01268	14.17%
B 182.528†	97.2	0.2441 mg/L	0.02863	0.2441 mg/L	0.02863	11.73%
Ba 233.527†	106192.6	0.9807 mg/L	0.00589	0.9807 mg/L	0.00589	0.60%
Be 313.107†	47904.3	0.0091 mg/L	0.00009	0.0091 mg/L	0.00009	0.94%
Ca 315.886†	15847981.6	120.0 mg/L	2.08	120.0 mg/L	2.08	1.74%
Cd 228.802†	1437.5	0.0387 mg/L	0.00435	0.0387 mg/L	0.00435	11.22%
Co 228.616†	2214.8	0.0571 mg/L	0.00663	0.0571 mg/L	0.00663	11.61%
Cr 267.716†	179416.7	1.226 mg/L	0.0058	1.226 mg/L	0.0058	0.47%
Cu 324.752†	4368067.9	15.62 mg/L	0.038	15.62 mg/L	0.038	0.24%
Fe 234.349†	8902588.8	195.1 mg/L	3.53	195.1 mg/L	3.53	1.81%
Fe 238.204†	20105873.9	177.6 mg/L	3.01	177.6 mg/L	3.01	1.70%
K 766.490†	16723.9	8.158 mg/L	0.0920	8.158 mg/L	0.0920	1.13%
Li 670.784†	3006.3	0.0817 mg/L	0.00157	0.0817 mg/L	0.00157	1.93%
Mg 279.077†	418049.2	16.61 mg/L	0.013	16.61 mg/L	0.013	0.08%
Mn 257.610†	1693276.9	2.121 mg/L	0.0035	2.121 mg/L	0.0035	0.17%
Mo 202.031†	538.1	0.0414 mg/L	0.00248	0.0414 mg/L	0.00248	6.00%
Na 589.592	88431.5	11.03 mg/L	0.024	11.03 mg/L	0.024	0.22%
Ni 231.604†	30240.8	1.034 mg/L	0.0111	1.034 mg/L	0.0111	1.07%
P 214.914†	12271.8	8.834 mg/L	0.1364	8.834 mg/L	0.1364	1.54%
Pb 220.353†	208855.1	24.74 mg/L	0.215	24.74 mg/L	0.215	0.87%
Sb 206.836†	162.4	0.0589 mg/L	0.00608	0.0589 mg/L	0.00608	10.32%
Se 196.026†	2.5	0.0031 mg/L	0.00752	0.0031 mg/L	0.00752	239.83%
Sn 189.927†	6107.2	1.790 mg/L	0.1828	1.790 mg/L	0.1828	10.21%
Sr 407.771†	Saturated2					
Ti 337.279†	1880234.6	2.597 mg/L	0.0005	2.597 mg/L	0.0005	0.02%
Tl 190.801†	3.2	0.0301 mg/L	0.00435	0.0301 mg/L	0.00435	14.44%
V 292.402†	145083.1	0.5472 mg/L	0.00199	0.5472 mg/L	0.00199	0.36%
Zn 213.857†	522187.3	7.198 mg/L	0.0069	7.198 mg/L	0.0069	0.10%

=====
 Sequence No.: 145
 Sample ID: CCV
 Analyst:

Autosampler Location: 3
 Date Collected: 7/16/2006 4:04:55 AM
 Data Type: Original

Initial Sample Wt:
Dilution:Initial Sample Vol:
Sample Prep Vol:-----
Replicate Data: CCV

Repl#	Analyte	Net Intensity	Corrected Intensity	Calib. Conc. Units	Sample Conc. Units	Analysis Time
1	K 766.490†	49602.3	51750.6	25.30 mg/L	25.30 mg/L	04:06:34
1	Li 670.784†	17423.5	18281.8	0.5143 mg/L	0.5143 mg/L	04:06:34
1	Na 589.592	197332.4	198519.3	24.97 mg/L	24.97 mg/L	04:06:34
1	Y 371.029	3155487.9	3155487.9	0.949 mg/L		04:06:48
1	Ag 328.068†	66164.3	72068.5	0.2560 mg/L	0.2560 mg/L	04:06:54
1	Al 237.313†	19807.7	20944.0	2.516 mg/L	2.516 mg/L	04:06:54
1	As 188.979†	338.5	351.0	0.5082 mg/L	0.5082 mg/L	04:07:14
1	B 182.528†	188.3	203.7	0.5119 mg/L	0.5119 mg/L	04:07:14
1	Ba 233.527†	51901.2	54807.1	0.5057 mg/L	0.5057 mg/L	04:06:54
1	Be 313.107†	235847.0	245993.0	0.0504 mg/L	0.0504 mg/L	04:06:48
1	Ca 315.886†	641053.2	675062.2	5.109 mg/L	5.109 mg/L	04:06:48
1	Cd 228.802†	9312.3	9689.2	0.2545 mg/L	0.2545 mg/L	04:07:14
1	Co 228.616†	16363.0	17417.6	0.5047 mg/L	0.5047 mg/L	04:06:54
1	Cr 267.716†	71722.8	74677.1	0.5043 mg/L	0.5043 mg/L	04:06:54
1	Cu 324.752†	144437.1	145514.1	0.5187 mg/L	0.5187 mg/L	04:06:54
1	Fe 234.349†	111653.0	116629.3	2.540 mg/L	2.540 mg/L	04:06:54
1	Fe 238.204†	276998.9	290745.4	2.558 mg/L	2.558 mg/L	04:06:54
1	Mg 279.077†	121724.7	127807.7	5.084 mg/L	5.084 mg/L	04:06:54
1	Mn 257.610†	387378.1	406415.8	0.5074 mg/L	0.5074 mg/L	04:06:54
1	Mo 202.031†	6164.4	6456.1	0.5013 mg/L	0.5013 mg/L	04:07:14
1	Ni 231.604†	14026.5	14753.6	0.5039 mg/L	0.5039 mg/L	04:06:54
1	P 214.914†	6717.0	6996.0	5.042 mg/L	5.042 mg/L	04:07:14
1	Pb 220.353†	3953.9	4316.9	0.5120 mg/L	0.5120 mg/L	04:07:14
1	Sb 206.836†	917.7	959.4	0.4950 mg/L	0.4950 mg/L	04:07:14
1	Se 196.026†	730.3	777.6	1.019 mg/L	1.019 mg/L	04:07:14
1	Sn 189.927†	1725.9	1735.1	0.5043 mg/L	0.5043 mg/L	04:07:14
1	Sr 407.771†	1094408.3	1146553.5	0.0511 mg/L	0.0511 mg/L	04:06:48
1	Ti 337.279†	347342.3	368004.8	0.5077 mg/L	0.5077 mg/L	04:06:54
1	Tl 190.801†	598.0	629.9	0.5133 mg/L	0.5133 mg/L	04:07:14
1	V 292.402†	118251.8	126111.4	0.5079 mg/L	0.5079 mg/L	04:06:54
1	Zn 213.857†	35612.3	36883.2	0.5066 mg/L	0.5066 mg/L	04:06:54
2	K 766.490†	49289.3	51695.5	25.28 mg/L	25.28 mg/L	04:06:39
2	Li 670.784†	17308.0	18256.5	0.5136 mg/L	0.5136 mg/L	04:06:39
2	Na 589.592	193584.7	194771.6	24.49 mg/L	24.49 mg/L	04:06:39
2	Y 371.029	3138888.5	3138888.5	0.944 mg/L		04:07:20
2	Ag 328.068†	65772.9	72022.5	0.2558 mg/L	0.2558 mg/L	04:07:26
2	Al 237.313†	19727.4	20969.3	2.519 mg/L	2.519 mg/L	04:07:26
2	As 188.979†	336.6	350.8	0.5080 mg/L	0.5080 mg/L	04:07:46
2	B 182.528†	187.4	203.7	0.5120 mg/L	0.5120 mg/L	04:07:46
2	Ba 233.527†	51641.9	54821.7	0.5058 mg/L	0.5058 mg/L	04:07:26
2	Be 313.107†	234286.4	245654.3	0.0503 mg/L	0.0503 mg/L	04:07:20
2	Ca 315.886†	637233.7	674588.6	5.106 mg/L	5.106 mg/L	04:07:20
2	Cd 228.802†	9278.3	9705.1	0.2549 mg/L	0.2549 mg/L	04:07:46
2	Co 228.616†	16288.9	17430.2	0.5051 mg/L	0.5051 mg/L	04:07:26
2	Cr 267.716†	71506.9	74848.1	0.5055 mg/L	0.5055 mg/L	04:07:26
2	Cu 324.752†	143563.1	145393.2	0.5183 mg/L	0.5183 mg/L	04:07:26
2	Fe 234.349†	110859.2	116410.8	2.535 mg/L	2.535 mg/L	04:07:26
2	Fe 238.204†	275607.6	290815.1	2.558 mg/L	2.558 mg/L	04:07:26
2	Mg 279.077†	121474.4	128220.7	5.100 mg/L	5.100 mg/L	04:07:26
2	Mn 257.610†	386135.9	407258.3	0.5084 mg/L	0.5084 mg/L	04:07:26
2	Mo 202.031†	6187.7	6515.1	0.5059 mg/L	0.5059 mg/L	04:07:46
2	Ni 231.604†	14145.4	14957.7	0.5109 mg/L	0.5109 mg/L	04:07:26
2	P 214.914†	6709.2	7025.2	5.063 mg/L	5.063 mg/L	04:07:46
2	Pb 220.353†	3950.5	4335.4	0.5141 mg/L	0.5141 mg/L	04:07:46
2	Sb 206.836†	922.8	969.8	0.5005 mg/L	0.5005 mg/L	04:07:46
2	Se 196.026†	728.8	780.0	1.022 mg/L	1.022 mg/L	04:07:46
2	Sn 189.927†	1733.7	1753.0	0.5095 mg/L	0.5095 mg/L	04:07:46
2	Sr 407.771†	1090990.5	1149030.8	0.0512 mg/L	0.0512 mg/L	04:07:20
2	Ti 337.279†	346508.3	369056.6	0.5092 mg/L	0.5092 mg/L	04:07:26
2	Tl 190.801†	598.7	634.0	0.5166 mg/L	0.5166 mg/L	04:07:46
2	V 292.402†	118343.4	126867.1	0.5109 mg/L	0.5109 mg/L	04:07:26
2	Zn 213.857†	35488.5	36950.5	0.5075 mg/L	0.5075 mg/L	04:07:26

Mean Data: CCV

Analyte	Mean Corrected		Calib		Sample		RSD
	Intensity	Conc.	Units	Std.Dev.	Conc.	Units	
Y 371.029	3147188.2	0.947	mg/L	0.0035			0.37%
Ag 328.068†	72045.5	0.2559	mg/L	0.00011	0.2559	mg/L	0.04%
	QC value within limits for Ag 328.068 Recovery = 102.37%						
Al 237.313†	20956.6	2.518	mg/L	0.0022	2.518	mg/L	0.09%
	QC value within limits for Al 237.313 Recovery = 100.70%						
As 188.979†	350.9	0.5081	mg/L	0.00015	0.5081	mg/L	0.03%
	QC value within limits for As 188.979 Recovery = 101.61%						
B 182.528†	203.7	0.5120	mg/L	0.00010	0.5120	mg/L	0.02%
	QC value within limits for B 182.528 Recovery = 102.39%						
Ba 233.527†	54814.4	0.5057	mg/L	0.00010	0.5057	mg/L	0.02%
	QC value within limits for Ba 233.527 Recovery = 101.15%						
Be 313.107†	245823.6	0.0503	mg/L	0.00005	0.0503	mg/L	0.10%
	QC value within limits for Be 313.107 Recovery = 100.69%						
Ca 315.886†	674825.4	5.108	mg/L	0.0025	5.108	mg/L	0.05%
	QC value within limits for Ca 315.886 Recovery = 102.15%						
Cd 228.802†	9697.1	0.2547	mg/L	0.00030	0.2547	mg/L	0.12%
	QC value within limits for Cd 228.802 Recovery = 101.87%						
Co 228.616†	17423.9	0.5049	mg/L	0.00026	0.5049	mg/L	0.05%
	QC value within limits for Co 228.616 Recovery = 100.98%						
Cr 267.716†	74762.6	0.5049	mg/L	0.00082	0.5049	mg/L	0.16%
	QC value within limits for Cr 267.716 Recovery = 100.98%						
Cu 324.752†	145453.6	0.5185	mg/L	0.00031	0.5185	mg/L	0.06%
	QC value within limits for Cu 324.752 Recovery = 103.69%						
Fe 234.349†	116520.0	2.537	mg/L	0.0034	2.537	mg/L	0.14%
	QC value within limits for Fe 234.349 Recovery = 101.49%						
Fe 238.204†	290780.3	2.558	mg/L	0.0004	2.558	mg/L	0.02%
	QC value within limits for Fe 238.204 Recovery = 102.32%						
K 766.490†	51723.0	25.29	mg/L	0.019	25.29	mg/L	0.08%
	QC value within limits for K 766.490 Recovery = 101.16%						
Li 670.784†	18269.1	0.5140	mg/L	0.00051	0.5140	mg/L	0.10%
	QC value within limits for Li 670.784 Recovery = 102.80%						
Mg 279.077†	128014.2	5.092	mg/L	0.0117	5.092	mg/L	0.23%
	QC value within limits for Mg 279.077 Recovery = 101.84%						
Mn 257.610†	406837.1	0.5079	mg/L	0.00075	0.5079	mg/L	0.15%
	QC value within limits for Mn 257.610 Recovery = 101.58%						
Mo 202.031†	6485.6	0.5036	mg/L	0.00324	0.5036	mg/L	0.64%
	QC value within limits for Mo 202.031 Recovery = 100.72%						
Na 589.592	196645.4	24.73	mg/L	0.336	24.73	mg/L	1.36%
	QC value within limits for Na 589.592 Recovery = 98.91%						
Ni 231.604†	14855.7	0.5074	mg/L	0.00495	0.5074	mg/L	0.98%
	QC value within limits for Ni 231.604 Recovery = 101.48%						
P 214.914†	7010.6	5.052	mg/L	0.0148	5.052	mg/L	0.29%
	QC value within limits for P 214.914 Recovery = 101.04%						
Pb 220.353†	4326.2	0.5131	mg/L	0.00155	0.5131	mg/L	0.30%
	QC value within limits for Pb 220.353 Recovery = 102.61%						
Sb 206.836†	964.6	0.4978	mg/L	0.00389	0.4978	mg/L	0.78%
	QC value within limits for Sb 206.836 Recovery = 99.56%						
Se 196.026†	778.8	1.021	mg/L	0.0022	1.021	mg/L	0.22%
	QC value within limits for Se 196.026 Recovery = 102.08%						
Sn 189.927†	1744.1	0.5069	mg/L	0.00369	0.5069	mg/L	0.73%
	QC value within limits for Sn 189.927 Recovery = 101.38%						
Sr 407.771†	1147792.1	0.0511	mg/L	0.00008	0.0511	mg/L	0.15%
	QC value within limits for Sr 407.771 Recovery = 102.26%						
Ti 337.279†	368530.7	0.5084	mg/L	0.00103	0.5084	mg/L	0.20%
	QC value within limits for Ti 337.279 Recovery = 101.69%						
Tl 190.801†	631.9	0.5150	mg/L	0.00236	0.5150	mg/L	0.46%
	QC value within limits for Tl 190.801 Recovery = 102.99%						
V 292.402†	126489.2	0.5094	mg/L	0.00218	0.5094	mg/L	0.43%
	QC value within limits for V 292.402 Recovery = 101.88%						
Zn 213.857†	36916.8	0.5070	mg/L	0.00063	0.5070	mg/L	0.12%
	QC value within limits for Zn 213.857 Recovery = 101.41%						

All analyte(s) passed QC.

Sequence No.: 146
 Sample ID: ICCB
 Analyst:
 Initial Sample Wt:
 Dilution:

Autosampler Location: 1
 Date Collected: 7/16/2006 4:09:25 AM
 Data Type: Original
 Initial Sample Vol:
 Sample Prep Vol:

Replicate Data: ICCB

Repl#	Analyte	Net Intensity	Corrected Intensity	Calib. Conc. Units	Sample Conc. Units	Analysis Time
1	K 766.490†	610.1	138.3	0.0395 mg/L	0.0395 mg/L	04:10:59
1	Li 670.784†	81.3	12.8	-0.0031 mg/L	-0.0031 mg/L	04:10:59
1	Na 589.592	962.6	2149.4	0.1004 mg/L	0.1004 mg/L	04:10:59
1	Y 371.029	3171195.0	3171195.0	0.954 mg/L		04:11:13
1	Ag 328.068†	-1635.9	655.2	0.0010 mg/L	0.0010 mg/L	04:11:18
1	Al 237.313†	-90.9	-17.1	-0.0037 mg/L	-0.0037 mg/L	04:11:38
1	As 188.979†	5.3	-0.0	-0.0012 mg/L	-0.0012 mg/L	04:11:38
1	B 182.528†	0.9	6.3	0.0154 mg/L	0.0154 mg/L	04:11:38
1	Ba 233.527†	-120.4	7.4	-0.0012 mg/L	-0.0012 mg/L	04:11:38
1	Be 313.107†	2432.2	97.7	0.0001 mg/L	0.0001 mg/L	04:11:18
1	Ca 315.886†	372.1	157.0	-0.0035 mg/L	-0.0035 mg/L	04:11:18
1	Cd 228.802†	132.8	18.7	0.0000 mg/L	0.0000 mg/L	04:11:38
1	Co 228.616†	-157.2	15.8	-0.0013 mg/L	-0.0013 mg/L	04:11:38
1	Cr 267.716†	882.4	48.2	-0.0016 mg/L	-0.0016 mg/L	04:11:18
1	Cu 324.752†	8431.0	2199.2	0.0065 mg/L	0.0065 mg/L	04:11:18
1	Fe 234.349†	1186.8	256.3	-0.0051 mg/L	-0.0051 mg/L	04:11:38
1	Fe 238.204†	1472.2	493.7	-0.0069 mg/L	-0.0069 mg/L	04:11:38
1	Mg 279.077†	480.1	84.2	-0.0201 mg/L	-0.0201 mg/L	04:11:18
1	Mn 257.610†	1659.0	84.8	-0.0022 mg/L	-0.0022 mg/L	04:11:18
1	Mo 202.031†	49.5	14.4	0.0007 mg/L	0.0007 mg/L	04:11:38
1	Ni 231.604†	14.7	-6.7	-0.0029 mg/L	-0.0029 mg/L	04:11:38
1	P 214.914†	81.6	5.8	0.0165 mg/L	0.0165 mg/L	04:11:38
1	Pb 220.353†	-144.0	0.9	-0.0005 mg/L	-0.0005 mg/L	04:11:38
1	Sb 206.836†	9.9	2.9	-0.0003 mg/L	-0.0003 mg/L	04:11:38
1	Se 196.026†	-9.7	-1.9	-0.0026 mg/L	-0.0026 mg/L	04:11:38
1	Sn 189.927†	51.5	-29.0	-0.0112 mg/L	-0.0112 mg/L	04:11:38
1	Sr 407.771†	6568.4	572.1	-0.0003 mg/L	-0.0003 mg/L	04:11:13
1	Ti 337.279†	-1909.6	107.5	-0.0006 mg/L	-0.0006 mg/L	04:11:18
1	Tl 190.801†	-2.0	-2.2	-0.0034 mg/L	-0.0034 mg/L	04:11:38
1	V 292.402†	-1530.8	-61.5	-0.0008 mg/L	-0.0008 mg/L	04:11:18
1	Zn 213.857†	762.9	168.3	0.0013 mg/L	0.0013 mg/L	04:11:38
2	K 766.490†	516.1	42.2	-0.0076 mg/L	-0.0076 mg/L	04:11:05
2	Li 670.784†	56.0	-13.5	-0.0038 mg/L	-0.0038 mg/L	04:11:05
2	Na 589.592	930.1	2117.0	0.0963 mg/L	0.0963 mg/L	04:11:05
2	Y 371.029	3157130.6	3157130.6	0.950 mg/L		04:11:44
2	Ag 328.068†	-1583.0	703.3	0.0011 mg/L	0.0011 mg/L	04:11:49
2	Al 237.313†	-33.9	42.6	0.0035 mg/L	0.0035 mg/L	04:12:10
2	As 188.979†	4.6	-0.8	-0.0023 mg/L	-0.0023 mg/L	04:12:10
2	B 182.528†	-1.0	4.2	0.0102 mg/L	0.0102 mg/L	04:12:10
2	Ba 233.527†	-125.9	1.1	-0.0012 mg/L	-0.0012 mg/L	04:12:10
2	Be 313.107†	2406.5	82.0	0.0001 mg/L	0.0001 mg/L	04:11:49
2	Ca 315.886†	252.9	33.2	-0.0044 mg/L	-0.0044 mg/L	04:11:49
2	Cd 228.802†	122.6	8.6	-0.0002 mg/L	-0.0002 mg/L	04:12:10
2	Co 228.616†	-171.2	0.3	-0.0017 mg/L	-0.0017 mg/L	04:12:10
2	Cr 267.716†	861.5	30.3	-0.0018 mg/L	-0.0018 mg/L	04:11:49
2	Cu 324.752†	8421.2	2228.3	0.0066 mg/L	0.0066 mg/L	04:11:49
2	Fe 234.349†	1168.2	242.3	-0.0054 mg/L	-0.0054 mg/L	04:12:10
2	Fe 238.204†	1447.9	475.0	-0.0071 mg/L	-0.0071 mg/L	04:12:10
2	Mg 279.077†	457.9	63.1	-0.0210 mg/L	-0.0210 mg/L	04:11:49
2	Mn 257.610†	1631.1	63.2	-0.0022 mg/L	-0.0022 mg/L	04:11:49
2	Mo 202.031†	32.8	-3.0	-0.0007 mg/L	-0.0007 mg/L	04:12:10
2	Ni 231.604†	19.8	-1.1	-0.0027 mg/L	-0.0027 mg/L	04:12:10
2	P 214.914†	84.7	9.5	0.0191 mg/L	0.0191 mg/L	04:12:10
2	Pb 220.353†	-151.2	-7.4	-0.0015 mg/L	-0.0015 mg/L	04:12:10
2	Sb 206.836†	16.3	9.8	0.0033 mg/L	0.0033 mg/L	04:12:10
2	Se 196.026†	-7.5	0.3	0.0003 mg/L	0.0003 mg/L	04:12:10
2	Sn 189.927†	56.0	-24.0	-0.0097 mg/L	-0.0097 mg/L	04:12:10
2	Sr 407.771†	6464.9	493.8	-0.0003 mg/L	-0.0003 mg/L	04:11:44
2	Ti 337.279†	-1931.6	75.5	-0.0006 mg/L	-0.0006 mg/L	04:11:49
2	Tl 190.801†	-1.7	-1.9	-0.0031 mg/L	-0.0031 mg/L	04:12:10
2	V 292.402†	-1494.7	-30.6	-0.0007 mg/L	-0.0007 mg/L	04:11:49
2	Zn 213.857†	747.8	156.0	0.0012 mg/L	0.0012 mg/L	04:12:10

Mean Data: ICCB

Analyte	Mean Corrected Intensity	Calib. Conc. Units	Std.Dev.	Sample Conc. Units	Std.Dev.	RSD
Y 371.029	3164162.8	0.952 mg/L	0.0030			0.31%

Ag 328.068†	679.2	0.0011 mg/L	0.00012	0.0011 mg/L	0.00012	11.35%
QC value within limits for Ag 328.068 Recovery = Not calculated						
Al 237.313†	12.7	-0.0001 mg/L	0.00509	-0.0001 mg/L	0.00509	>999.9%
QC value within limits for Al 237.313 Recovery = Not calculated						
As 188.979†	-0.4	-0.0018 mg/L	0.00076	-0.0018 mg/L	0.00076	42.55%
QC value within limits for As 188.979 Recovery = Not calculated						
B 182.528†	5.2	0.0128 mg/L	0.00367	0.0128 mg/L	0.00367	28.61%
QC value within limits for B 182.528 Recovery = Not calculated						
Ba 233.527†	4.2	-0.0012 mg/L	0.00004	-0.0012 mg/L	0.00004	3.45%
QC value within limits for Ba 233.527 Recovery = Not calculated						
Be 313.107†	89.8	0.0001 mg/L	0.00000	0.0001 mg/L	0.00000	2.94%
QC value within limits for Be 313.107 Recovery = Not calculated						
Ca 315.886†	95.1	-0.0040 mg/L	0.00066	-0.0040 mg/L	0.00066	16.62%
QC value within limits for Ca 315.886 Recovery = Not calculated						
Cd 228.802†	13.6	-0.0001 mg/L	0.00019	-0.0001 mg/L	0.00019	189.73%
QC value within limits for Cd 228.802 Recovery = Not calculated						
Co 228.616†	8.0	-0.0015 mg/L	0.00032	-0.0015 mg/L	0.00032	21.65%
QC value within limits for Co 228.616 Recovery = Not calculated						
Cr 267.716†	39.2	-0.0017 mg/L	0.00009	-0.0017 mg/L	0.00009	5.04%
QC value within limits for Cr 267.716 Recovery = Not calculated						
Cu 324.752†	2213.8	0.0066 mg/L	0.00007	0.0066 mg/L	0.00007	1.11%
QC value greater than the upper limit for Cu 324.752 Recovery = Not calculated						
Fe 234.349†	249.3	-0.0052 mg/L	0.00022	-0.0052 mg/L	0.00022	4.18%
QC value within limits for Fe 234.349 Recovery = Not calculated						
Fe 238.204†	484.3	-0.0070 mg/L	0.00012	-0.0070 mg/L	0.00012	1.67%
QC value within limits for Fe 238.204 Recovery = Not calculated						
K 766.490†	90.3	0.0160 mg/L	0.03326	0.0160 mg/L	0.03326	208.38%
QC value within limits for K 766.490 Recovery = Not calculated						
Li 670.784†	-0.4	-0.0035 mg/L	0.00053	-0.0035 mg/L	0.00053	15.18%
QC value within limits for Li 670.784 Recovery = Not calculated						
Mg 279.077†	73.7	-0.0205 mg/L	0.00060	-0.0205 mg/L	0.00060	2.90%
QC value less than the lower limit for Mg 279.077 Recovery = Not calculated						
Mn 257.610†	74.0	-0.0022 mg/L	0.00002	-0.0022 mg/L	0.00002	0.88%
QC value within limits for Mn 257.610 Recovery = Not calculated						
Mo 202.031†	5.7	0.0000 mg/L	0.00095	0.0000 mg/L	0.00095	>999.9%
QC value within limits for Mo 202.031 Recovery = Not calculated						
Na 589.592	2133.2	0.0983 mg/L	0.00291	0.0983 mg/L	0.00291	2.96%
QC value within limits for Na 589.592 Recovery = Not calculated						
Ni 231.604†	-3.9	-0.0028 mg/L	0.00013	-0.0028 mg/L	0.00013	4.76%
QC value less than the lower limit for Ni 231.604 Recovery = Not calculated						
P 214.914†	7.6	0.0178 mg/L	0.00185	0.0178 mg/L	0.00185	10.42%
QC value within limits for P 214.914 Recovery = Not calculated						
Pb 220.353†	-3.2	-0.0010 mg/L	0.00070	-0.0010 mg/L	0.00070	67.78%
QC value within limits for Pb 220.353 Recovery = Not calculated						
Sb 206.836†	6.4	0.0015 mg/L	0.00256	0.0015 mg/L	0.00256	167.17%
QC value within limits for Sb 206.836 Recovery = Not calculated						
Se 196.026†	-0.8	-0.0011 mg/L	0.00203	-0.0011 mg/L	0.00203	177.11%
QC value within limits for Se 196.026 Recovery = Not calculated						
Sn 189.927†	-26.5	-0.0104 mg/L	0.00103	-0.0104 mg/L	0.00103	9.89%
QC value within limits for Sn 189.927 Recovery = Not calculated						
Sr 407.771†	532.9	-0.0003 mg/L	0.00000	-0.0003 mg/L	0.00000	0.83%
QC value within limits for Sr 407.771 Recovery = Not calculated						
Ti 337.279†	91.5	-0.0006 mg/L	0.00003	-0.0006 mg/L	0.00003	5.00%
QC value within limits for Ti 337.279 Recovery = Not calculated						
Tl 190.801†	-2.0	-0.0033 mg/L	0.00018	-0.0033 mg/L	0.00018	5.39%
QC value within limits for Tl 190.801 Recovery = Not calculated						
V 292.402†	-46.1	-0.0008 mg/L	0.00007	-0.0008 mg/L	0.00007	9.27%
QC value within limits for V 292.402 Recovery = Not calculated						
Zn 213.857†	162.1	0.0012 mg/L	0.00012	0.0012 mg/L	0.00012	9.75%
QC value within limits for Zn 213.857 Recovery = Not calculated						
QC Failed. Continue with analysis.						

Sequence No.: 147
 Sample ID: 0607173-08
 Analyst:
 Initial Sample Wt:
 Dilution:

Autosampler Location: 119
 Date Collected: 7/16/2006 4:13:47 AM
 Data Type: Original
 Initial Sample Vol:
 Sample Prep Vol:

 Replicate Data: 0607173-08

Net	Corrected	Calib.	Sample	Analysis
-----	-----------	--------	--------	----------

Repl#	Analyte	Intensity	Intensity	Conc. Units	Conc. Units	Time
1	K 766.490†	11288.1	11262.1	5.484 mg/L	5.484 mg/L	04:15:19
1	Li 670.784†	3513.2	3588.7	0.0982 mg/L	0.0982 mg/L	04:15:19
1	Na 589.592	53823.5	55010.3	6.794 mg/L	6.794 mg/L	04:15:19
1	Y 371.029	3189744.6	3189744.6	0.960 mg/L	0.960 mg/L	04:15:43
1	Ag 328.068†	82592.1	88439.3	0.3181 mg/L	0.3181 mg/L	04:15:48
1	Al 237.313†	550284.3	573530.5	68.73 mg/L	68.73 mg/L	04:15:43
1	As 188.979†	59.1	55.9	0.0770 mg/L	0.0770 mg/L	04:16:08
1	B 182.528†	14.4	20.3	0.0506 mg/L	0.0506 mg/L	04:16:08
1	Ba 233.527†	116689.9	121736.4	1.125 mg/L	1.125 mg/L	04:15:48
1	Be 313.107†	31213.9	30076.3	0.0041 mg/L	0.0041 mg/L	04:15:48
1	Ca 315.886†	15132456.0	15769328.4	119.4 mg/L	119.4 mg/L	04:15:36
1	Cd 228.802†	467.6	366.8	0.0099 mg/L	0.0099 mg/L	04:16:08
1	Co 228.616†	1729.5	1982.9	0.0491 mg/L	0.0491 mg/L	04:16:08
1	Cr 267.716†	25115.4	25296.1	0.1749 mg/L	0.1749 mg/L	04:15:48
1	Cu 324.752†	1627731.7	1689624.2	6.049 mg/L	6.049 mg/L	04:15:43
1	Fe 234.349†	4593791.0	4786210.7	104.9 mg/L	104.9 mg/L	04:15:36
1	Fe 238.204†	10886999.5	11344313.5	100.2 mg/L	100.2 mg/L	04:15:36
1	Mg 279.077†	505220.2	526071.9	20.96 mg/L	20.96 mg/L	04:15:43
1	Mn 257.610†	1237369.2	1287810.6	1.612 mg/L	1.612 mg/L	04:15:43
1	Mo 202.031†	264.4	238.0	0.0180 mg/L	0.0180 mg/L	04:16:08
1	Ni 231.604†	13439.2	13983.0	0.4769 mg/L	0.4769 mg/L	04:15:48
1	P 214.914†	9713.0	10042.2	7.231 mg/L	7.231 mg/L	04:16:08
1	Pb 220.353†	8478.8	8987.6	1.070 mg/L	1.070 mg/L	04:16:08
1	Sb 206.836†	27.9	21.7	0.0032 mg/L	0.0032 mg/L	04:16:08
1	Se 196.026†	-3.1	5.0	0.0064 mg/L	0.0064 mg/L	04:16:08
1	Sn 189.927†	552.8	493.1	0.1488 mg/L	0.1488 mg/L	04:16:08
1	Sr 407.771†	Saturated2	Saturated2			04:16:08
Saturated in preshot (code 2)						
1	Ti 337.279†	2235989.8	2332238.4	3.222 mg/L	3.222 mg/L	04:15:43
1	Tl 190.801†	16.2	16.8	0.0331 mg/L	0.0331 mg/L	04:16:08
1	V 292.402†	38098.4	41245.5	0.1458 mg/L	0.1458 mg/L	04:15:48
1	Zn 213.857†	207568.9	215676.6	2.971 mg/L	2.971 mg/L	04:15:48
2	K 766.490†	11508.0	11313.8	5.510 mg/L	5.510 mg/L	04:15:24
2	Li 670.784†	3565.7	3588.4	0.0982 mg/L	0.0982 mg/L	04:15:24
2	Na 589.592	54516.1	55703.0	6.881 mg/L	6.881 mg/L	04:15:24
2	Y 371.029	3237665.7	3237665.7	0.974 mg/L	0.974 mg/L	04:16:23
2	Ag 328.068†	83567.4	88166.8	0.3171 mg/L	0.3171 mg/L	04:16:29
2	Al 237.313†	558134.9	573102.8	68.69 mg/L	68.69 mg/L	04:16:23
2	As 188.979†	56.9	52.8	0.0725 mg/L	0.0725 mg/L	04:16:49
2	B 182.528†	9.9	15.4	0.0385 mg/L	0.0385 mg/L	04:16:49
2	Ba 233.527†	117029.7	120285.4	1.111 mg/L	1.111 mg/L	04:16:29
2	Be 313.107†	31302.1	29685.4	0.0041 mg/L	0.0041 mg/L	04:16:29
2	Ca 315.886†	15113491.2	15516450.4	117.5 mg/L	117.5 mg/L	04:16:17
2	Cd 228.802†	484.7	377.2	0.0101 mg/L	0.0101 mg/L	04:16:49
2	Co 228.616†	1750.3	1977.5	0.0490 mg/L	0.0490 mg/L	04:16:49
2	Cr 267.716†	25286.1	25083.9	0.1733 mg/L	0.1733 mg/L	04:16:29
2	Cu 324.752†	1651770.9	1689198.1	6.048 mg/L	6.048 mg/L	04:16:23
2	Fe 234.349†	4580443.8	4701651.6	103.0 mg/L	103.0 mg/L	04:16:17
2	Fe 238.204†	10860654.5	11149341.5	98.48 mg/L	98.48 mg/L	04:16:17
2	Mg 279.077†	513547.8	526829.0	20.99 mg/L	20.99 mg/L	04:16:23
2	Mn 257.610†	1256692.0	1288563.4	1.613 mg/L	1.613 mg/L	04:16:23
2	Mo 202.031†	274.6	244.4	0.0185 mg/L	0.0185 mg/L	04:16:49
2	Ni 231.604†	13568.0	13907.9	0.4743 mg/L	0.4743 mg/L	04:16:29
2	P 214.914†	9710.5	9889.8	7.122 mg/L	7.122 mg/L	04:16:49
2	Pb 220.353†	8481.8	8859.9	1.055 mg/L	1.055 mg/L	04:16:49
2	Sb 206.836†	27.4	20.8	0.0027 mg/L	0.0027 mg/L	04:16:49
2	Se 196.026†	-0.2	8.1	0.0105 mg/L	0.0105 mg/L	04:16:49
2	Sn 189.927†	552.4	484.2	0.1461 mg/L	0.1461 mg/L	04:16:49
2	Sr 407.771†	Saturated2	Saturated2			04:16:49
Saturated in preshot (code 2)						
2	Ti 337.279†	2270120.5	2332791.0	3.222 mg/L	3.222 mg/L	04:16:23
2	Tl 190.801†	12.3	12.6	0.0297 mg/L	0.0297 mg/L	04:16:49
2	V 292.402†	38351.7	40917.9	0.1447 mg/L	0.1447 mg/L	04:16:29
2	Zn 213.857†	208391.3	213319.4	2.938 mg/L	2.938 mg/L	04:16:29

Mean Data: 0607173-08

Analyte	Mean Corrected Intensity	Calib Conc. Units	Std.Dev.	Sample Conc. Units	Std.Dev.	RSD
Y 371.029	3213705.2	0.967 mg/L	0.0102			1.05%
Ag 328.068†	88303.0	0.3176 mg/L	0.00074	0.3176 mg/L	0.00074	0.23%

Al 237.313†	573316.7	68.71 mg/L	0.031	68.71 mg/L	0.031	0.04%
As 188.979†	54.4	0.0747 mg/L	0.00319	0.0747 mg/L	0.00319	4.27%
B 182.528†	17.8	0.0445 mg/L	0.00857	0.0445 mg/L	0.00857	19.25%
Ba 233.527†	121010.9	1.118 mg/L	0.0095	1.118 mg/L	0.0095	0.85%
Be 313.107†	29880.8	0.0041 mg/L	0.00007	0.0041 mg/L	0.00007	1.60%
Ca 315.886†	15642889.4	118.4 mg/L	1.35	118.4 mg/L	1.35	1.14%
Cd 228.802†	372.0	0.0100 mg/L	0.00020	0.0100 mg/L	0.00020	2.02%
Co 228.616†	1980.2	0.0490 mg/L	0.00011	0.0490 mg/L	0.00011	0.23%
Cr 267.716†	25190.0	0.1741 mg/L	0.00110	0.1741 mg/L	0.00110	0.63%
Cu 324.752†	1689411.2	6.048 mg/L	0.0013	6.048 mg/L	0.0013	0.02%
Fe 234.349†	4743931.2	104.0 mg/L	1.31	104.0 mg/L	1.31	1.26%
Fe 238.204†	11246827.5	99.34 mg/L	1.218	99.34 mg/L	1.218	1.23%
K 766.490†	11288.0	5.497 mg/L	0.0179	5.497 mg/L	0.0179	0.33%
Li 670.784†	3588.5	0.0982 mg/L	0.00001	0.0982 mg/L	0.00001	0.01%
Mg 279.077†	526450.5	20.97 mg/L	0.022	20.97 mg/L	0.022	0.10%
Mn 257.610†	1288187.0	1.613 mg/L	0.0007	1.613 mg/L	0.0007	0.04%
Mo 202.031†	241.2	0.0183 mg/L	0.00036	0.0183 mg/L	0.00036	1.95%
Na 589.592	55356.7	6.838 mg/L	0.0620	6.838 mg/L	0.0620	0.91%
Ni 231.604†	13945.5	0.4756 mg/L	0.00182	0.4756 mg/L	0.00182	0.38%
P 214.914†	9966.0	7.177 mg/L	0.0775	7.177 mg/L	0.0775	1.08%
Pb 220.353†	8923.8	1.063 mg/L	0.0106	1.063 mg/L	0.0106	1.00%
Sb 206.836†	21.2	0.0029 mg/L	0.00032	0.0029 mg/L	0.00032	10.83%
Se 196.026†	6.5	0.0085 mg/L	0.00288	0.0085 mg/L	0.00288	34.03%
Sn 189.927†	488.7	0.1474 mg/L	0.00189	0.1474 mg/L	0.00189	1.28%
Sr 407.771†	Saturated2					
Ti 337.279†	2332514.7	3.222 mg/L	0.0005	3.222 mg/L	0.0005	0.02%
Tl 190.801†	14.7	0.0314 mg/L	0.00238	0.0314 mg/L	0.00238	7.60%
V 292.402†	41081.7	0.1453 mg/L	0.00074	0.1453 mg/L	0.00074	0.51%
Zn 213.857†	214498.0	2.954 mg/L	0.0229	2.954 mg/L	0.0229	0.78%

Sequence No.: 148
 Sample ID: 0607173-09 x10
 Analyst:
 Initial Sample Wt:
 Dilution:

Autosampler Location: 120
 Date Collected: 7/16/2006 4:18:26 AM
 Data Type: Original
 Initial Sample Vol:
 Sample Prep Vol:

Replicate Data: 0607173-09 x10

Repl#	Analyte	Net Intensity	Corrected Intensity	Calib. Conc. Units	Sample Conc. Units	Analysis Time
1	K 766.490†	1072.6	624.5	0.2775 mg/L	0.2775 mg/L	04:19:58
1	Li 670.784†	209.8	147.7	0.0007 mg/L	0.0007 mg/L	04:19:58
1	Na 589.592	4947.1	6134.0	0.6049 mg/L	0.6049 mg/L	04:19:58
1	Y 371.029	3167092.1	3167092.1	0.953 mg/L		04:20:12
1	Ag 328.068†	98440.8	105689.0	0.3758 mg/L	0.3758 mg/L	04:20:12
1	Al 237.313†	23922.2	25185.9	2.998 mg/L	2.998 mg/L	04:20:18
1	As 188.979†	8.4	3.3	0.0034 mg/L	0.0034 mg/L	04:20:38
1	B 182.528†	1.8	7.2	0.0177 mg/L	0.0177 mg/L	04:20:38
1	Ba 233.527†	3836.6	4160.3	0.0372 mg/L	0.0372 mg/L	04:20:38
1	Be 313.107†	4955.9	2749.8	0.0006 mg/L	0.0006 mg/L	04:20:18
1	Ca 315.886†	445808.4	467667.7	3.537 mg/L	3.537 mg/L	04:20:12
1	Cd 228.802†	221.9	112.4	0.0026 mg/L	0.0026 mg/L	04:20:38
1	Co 228.616†	-64.0	113.4	0.0013 mg/L	0.0013 mg/L	04:20:38
1	Cr 267.716†	12520.5	12264.2	0.0817 mg/L	0.0817 mg/L	04:20:18
1	Cu 324.752†	1165993.0	1217136.3	4.344 mg/L	4.344 mg/L	04:20:12
1	Fe 234.349†	385271.9	403376.6	8.829 mg/L	8.829 mg/L	04:20:12
1	Fe 238.204†	962095.5	1008723.2	8.900 mg/L	8.900 mg/L	04:20:12
1	Mg 279.077†	20509.1	21106.4	0.8168 mg/L	0.8168 mg/L	04:20:18
1	Mn 257.610†	73063.0	75029.5	0.0918 mg/L	0.0918 mg/L	04:20:18
1	Mo 202.031†	84.5	51.1	0.0035 mg/L	0.0035 mg/L	04:20:38
1	Ni 231.604†	2261.0	2351.1	0.0780 mg/L	0.0780 mg/L	04:20:18
1	P 214.914†	1849.4	1861.3	1.350 mg/L	1.350 mg/L	04:20:18
1	Pb 220.353†	6598.8	7077.7	0.8362 mg/L	0.8362 mg/L	04:20:18
1	Sb 206.836†	12.4	5.6	-0.0006 mg/L	-0.0006 mg/L	04:20:38
1	Se 196.026†	-10.8	-3.1	-0.0042 mg/L	-0.0042 mg/L	04:20:38
1	Sn 189.927†	767.8	722.9	0.2088 mg/L	0.2088 mg/L	04:20:38
1	Sr 407.771†	331781.4	341910.1	0.0150 mg/L	0.0150 mg/L	04:20:12
1	Ti 337.279†	93360.5	100096.2	0.1375 mg/L	0.1375 mg/L	04:20:18
1	Tl 190.801†	12.6	13.1	0.0103 mg/L	0.0103 mg/L	04:20:38
1	V 292.402†	2425.8	4089.1	0.0143 mg/L	0.0143 mg/L	04:20:18
1	Zn 213.857†	99626.7	103932.4	1.435 mg/L	1.435 mg/L	04:20:18

2	K 766.490†	1055.8	598.5	0.2647 mg/L	0.2647 mg/L	04:20:03
2	Li 670.784†	232.7	169.9	0.0013 mg/L	0.0013 mg/L	04:20:03
2	Na 589.592	4934.9	6121.8	0.6033 mg/L	0.6033 mg/L	04:20:03
2	Y 371.029	3191446.2	3191446.2	0.960 mg/L	0.960 mg/L	04:20:45
2	Ag 328.068†	99923.7	106445.1	0.3784 mg/L	0.3784 mg/L	04:20:45
2	Al 237.313†	23963.9	25037.7	2.980 mg/L	2.980 mg/L	04:20:50
2	As 188.979†	7.3	2.0	0.0016 mg/L	0.0016 mg/L	04:21:10
2	B 182.528†	-1.5	3.7	0.0090 mg/L	0.0090 mg/L	04:21:10
2	Ba 233.527†	3845.4	4138.7	0.0370 mg/L	0.0370 mg/L	04:21:10
2	Be 313.107†	5088.8	2848.5	0.0006 mg/L	0.0006 mg/L	04:20:50
2	Ca 315.886†	450121.3	468589.1	3.544 mg/L	3.544 mg/L	04:20:45
2	Cd 228.802†	222.5	111.3	0.0026 mg/L	0.0026 mg/L	04:21:10
2	Co 228.616†	-61.3	116.7	0.0014 mg/L	0.0014 mg/L	04:21:10
2	Cr 267.716†	12603.1	12249.9	0.0816 mg/L	0.0816 mg/L	04:20:50
2	Cu 324.752†	1181918.1	1224384.3	4.369 mg/L	4.369 mg/L	04:20:45
2	Fe 234.349†	387389.2	402496.2	8.809 mg/L	8.809 mg/L	04:20:45
2	Fe 238.204†	968712.2	1007909.1	8.892 mg/L	8.892 mg/L	04:20:45
2	Mg 279.077†	20546.6	20981.2	0.8118 mg/L	0.8118 mg/L	04:20:50
2	Mn 257.610†	73031.8	74411.9	0.0910 mg/L	0.0910 mg/L	04:20:50
2	Mo 202.031†	78.7	44.5	0.0030 mg/L	0.0030 mg/L	04:21:10
2	Ni 231.604†	2281.9	2354.6	0.0781 mg/L	0.0781 mg/L	04:20:50
2	P 214.914†	1750.4	1743.4	1.266 mg/L	1.266 mg/L	04:20:50
2	Pb 220.353†	6565.8	6990.5	0.8258 mg/L	0.8258 mg/L	04:20:50
2	Sb 206.836†	25.5	19.2	0.0066 mg/L	0.0066 mg/L	04:21:10
2	Se 196.026†	-10.2	-2.3	-0.0032 mg/L	-0.0032 mg/L	04:21:10
2	Sn 189.927†	752.5	700.8	0.2023 mg/L	0.2023 mg/L	04:21:10
2	Sr 407.771†	333848.9	341406.2	0.0150 mg/L	0.0150 mg/L	04:20:45
2	Ti 337.279†	93285.2	99270.0	0.1364 mg/L	0.1364 mg/L	04:20:50
2	Tl 190.801†	-2.5	-2.6	-0.0025 mg/L	-0.0025 mg/L	04:21:10
2	V 292.402†	2385.6	4027.8	0.0141 mg/L	0.0141 mg/L	04:20:50
2	Zn 213.857†	99547.4	103051.9	1.423 mg/L	1.423 mg/L	04:20:50

 Mean Data: 0607173-09 x10

Analyte	Mean Corrected		Calib		Sample			RSD
	Intensity	Conc.	Units	Std.Dev.	Conc.	Units	Std.Dev.	
Y 371.029	3179269.2	0.956	mg/L	0.0052				0.54%
Ag 328.068†	106067.0	0.3771	mg/L	0.00191	0.3771	mg/L	0.00191	0.51%
Al 237.313†	25111.8	2.989	mg/L	0.0126	2.989	mg/L	0.0126	0.42%
As 188.979†	2.6	0.0025	mg/L	0.00131	0.0025	mg/L	0.00131	52.84%
B 182.528†	5.4	0.0134	mg/L	0.00616	0.0134	mg/L	0.00616	46.13%
Ba 233.527†	4149.5	0.0371	mg/L	0.00014	0.0371	mg/L	0.00014	0.38%
Be 313.107†	2799.1	0.0006	mg/L	0.00001	0.0006	mg/L	0.00001	2.54%
Ca 315.886†	468128.4	3.540	mg/L	0.0049	3.540	mg/L	0.0049	0.14%
Cd 228.802†	111.8	0.0026	mg/L	0.00001	0.0026	mg/L	0.00001	0.47%
Co 228.616†	115.0	0.0013	mg/L	0.00007	0.0013	mg/L	0.00007	5.26%
Cr 267.716†	12257.1	0.0817	mg/L	0.00007	0.0817	mg/L	0.00007	0.08%
Cu 324.752†	1220760.3	4.356	mg/L	0.0183	4.356	mg/L	0.0183	0.42%
Fe 234.349†	402936.4	8.819	mg/L	0.0136	8.819	mg/L	0.0136	0.15%
Fe 238.204†	1008316.2	8.896	mg/L	0.0051	8.896	mg/L	0.0051	0.06%
K 766.490†	611.5	0.2711	mg/L	0.00902	0.2711	mg/L	0.00902	3.33%
Li 670.784†	158.8	0.0010	mg/L	0.00044	0.0010	mg/L	0.00044	42.97%
Mg 279.077†	21043.8	0.8143	mg/L	0.00354	0.8143	mg/L	0.00354	0.43%
Mn 257.610†	74720.7	0.0914	mg/L	0.00055	0.0914	mg/L	0.00055	0.60%
Mo 202.031†	47.8	0.0033	mg/L	0.00036	0.0033	mg/L	0.00036	11.19%
Na 589.592	6127.9	0.6041	mg/L	0.00109	0.6041	mg/L	0.00109	0.18%
Ni 231.604†	2352.9	0.0780	mg/L	0.00009	0.0780	mg/L	0.00009	0.11%
P 214.914†	1802.4	1.308	mg/L	0.0599	1.308	mg/L	0.0599	4.58%
Pb 220.353†	7034.1	0.8310	mg/L	0.00732	0.8310	mg/L	0.00732	0.88%
Sb 206.836†	12.4	0.0030	mg/L	0.00508	0.0030	mg/L	0.00508	170.89%
Se 196.026†	-2.7	-0.0037	mg/L	0.00072	-0.0037	mg/L	0.00072	19.33%
Sn 189.927†	711.8	0.2055	mg/L	0.00455	0.2055	mg/L	0.00455	2.21%
Sr 407.771†	341658.1	0.0150	mg/L	0.00002	0.0150	mg/L	0.00002	0.11%
Ti 337.279†	99683.1	0.1370	mg/L	0.00081	0.1370	mg/L	0.00081	0.59%
Tl 190.801†	5.2	0.0039	mg/L	0.00907	0.0039	mg/L	0.00907	232.45%
V 292.402†	4058.4	0.0142	mg/L	0.00018	0.0142	mg/L	0.00018	1.24%
Zn 213.857†	103492.1	1.429	mg/L	0.0086	1.429	mg/L	0.0086	0.60%

=====
 Sequence No.: 149
 Sample ID: 0607173-10
 Analyst:

Autosampler Location: 121
 Date Collected: 7/16/2006 4:22:47 AM
 Data Type: Original

Initial Sample Wt:
Dilution:Initial Sample Vol:
Sample Prep Vol:-----
Replicate Data: 0607173-10

Repl#	Analyte	Net		Corrected		Calib.		Sample		Analysis Time
		Intensity		Intensity		Conc.	Units	Conc.	Units	
1	K 766.490†	10118.3		9890.4		4.813	mg/L	4.813	mg/L	04:24:19
1	Li 670.784†	1840.3		1817.6		0.0480	mg/L	0.0480	mg/L	04:24:19
1	Na 589.592	43486.4		44673.3		5.485	mg/L	5.485	mg/L	04:24:19
1	Y 371.029	3236617.4		3236617.4		0.974	mg/L			04:24:42
1	Ag 328.068†	7730.1		10308.8		0.0391	mg/L	0.0391	mg/L	04:24:47
1	Al 237.313†	308373.9		316781.3		37.81	mg/L	37.81	mg/L	04:24:42
1	As 188.979†	31.2		26.4		0.0350	mg/L	0.0350	mg/L	04:25:08
1	B 182.528†	0.5		5.8		0.0142	mg/L	0.0142	mg/L	04:25:08
1	Ba 233.527†	20458.3		21144.5		0.1943	mg/L	0.1943	mg/L	04:24:47
1	Be 313.107†	13129.9		11032.8		0.0010	mg/L	0.0010	mg/L	04:24:47
1	Ca 315.886†	1126052.5		1156234.4		8.751	mg/L	8.751	mg/L	04:24:42
1	Cd 228.802†	219.8		105.2		0.0029	mg/L	0.0029	mg/L	04:25:08
1	Co 228.616†	830.0		1033.0		0.0236	mg/L	0.0236	mg/L	04:25:08
1	Cr 267.716†	21760.7		21471.7		0.1487	mg/L	0.1487	mg/L	04:24:47
1	Cu 324.752†	268366.3		268976.8		0.9772	mg/L	0.9772	mg/L	04:24:42
1	Fe 234.349†	4141292.3		4252161.7		93.18	mg/L	93.18	mg/L	04:24:42
1	Fe 238.204†	9861500.3		10126811.5		89.45	mg/L	89.45	mg/L	04:24:35
1	Mg 279.077†	241893.9		248008.4		9.852	mg/L	9.852	mg/L	04:24:42
1	Mn 257.610†	728737.0		746766.1		0.9340	mg/L	0.9340	mg/L	04:24:42
1	Mo 202.031†	95.3		60.4		0.0042	mg/L	0.0042	mg/L	04:24:47
1	Ni 231.604†	2302.5		2342.7		0.0777	mg/L	0.0777	mg/L	04:24:47
1	P 214.914†	8586.8		8739.0		6.295	mg/L	6.295	mg/L	04:24:47
1	Pb 220.353†	2340.9		2556.0		0.3048	mg/L	0.3048	mg/L	04:25:08
1	Sb 206.836†	34.7		28.2		0.0079	mg/L	0.0079	mg/L	04:25:08
1	Se 196.026†	-2.7		5.5		0.0071	mg/L	0.0071	mg/L	04:25:08
1	Sn 189.927†	113.4		33.5		0.0132	mg/L	0.0132	mg/L	04:25:08
1	Sr 407.771†	954178.9		973638.5		0.0433	mg/L	0.0433	mg/L	04:24:42
1	Ti 337.279†	1594235.3		1639404.9		2.264	mg/L	2.264	mg/L	04:24:42
1	Tl 190.801†	-9.7		-10.0		0.0018	mg/L	0.0018	mg/L	04:25:08
1	V 292.402†	17598.4		19616.8		0.0623	mg/L	0.0623	mg/L	04:24:47
1	Zn 213.857†	112719.5		115132.7		1.583	mg/L	1.583	mg/L	04:24:47
2	K 766.490†	10168.9		9877.3		4.806	mg/L	4.806	mg/L	04:24:25
2	Li 670.784†	1885.1		1851.5		0.0490	mg/L	0.0490	mg/L	04:24:25
2	Na 589.592	43470.8		44657.7		5.483	mg/L	5.483	mg/L	04:24:25
2	Y 371.029	3256915.9		3256915.9		0.980	mg/L			04:25:22
2	Ag 328.068†	7647.5		10175.0		0.0387	mg/L	0.0387	mg/L	04:25:27
2	Al 237.313†	310178.0		316648.8		37.79	mg/L	37.79	mg/L	04:25:22
2	As 188.979†	31.9		26.9		0.0357	mg/L	0.0357	mg/L	04:25:47
2	B 182.528†	5.0		10.4		0.0258	mg/L	0.0258	mg/L	04:25:47
2	Ba 233.527†	20483.6		21039.4		0.1933	mg/L	0.1933	mg/L	04:25:27
2	Be 313.107†	13233.8		11054.8		0.0010	mg/L	0.0010	mg/L	04:25:27
2	Ca 315.886†	1130297.9		1153359.6		8.729	mg/L	8.729	mg/L	04:25:22
2	Cd 228.802†	236.2		120.6		0.0033	mg/L	0.0033	mg/L	04:25:47
2	Co 228.616†	809.2		1006.4		0.0228	mg/L	0.0228	mg/L	04:25:47
2	Cr 267.716†	21889.7		21464.1		0.1486	mg/L	0.1486	mg/L	04:25:27
2	Cu 324.752†	271835.4		270799.7		0.9837	mg/L	0.9837	mg/L	04:25:22
2	Fe 234.349†	4161352.8		4246128.2		93.04	mg/L	93.04	mg/L	04:25:22
2	Fe 238.204†	9956985.5		10161143.5		89.75	mg/L	89.75	mg/L	04:25:14
2	Mg 279.077†	242973.3		247561.7		9.835	mg/L	9.835	mg/L	04:25:22
2	Mn 257.610†	731746.8		745173.4		0.9320	mg/L	0.9320	mg/L	04:25:22
2	Mo 202.031†	117.8		82.7		0.0060	mg/L	0.0060	mg/L	04:25:27
2	Ni 231.604†	2287.0		2312.1		0.0767	mg/L	0.0767	mg/L	04:25:27
2	P 214.914†	8608.4		8706.1		6.271	mg/L	6.271	mg/L	04:25:27
2	Pb 220.353†	2316.5		2516.1		0.3001	mg/L	0.3001	mg/L	04:25:47
2	Sb 206.836†	35.6		29.0		0.0083	mg/L	0.0083	mg/L	04:25:47
2	Se 196.026†	-7.7		0.4		0.0004	mg/L	0.0004	mg/L	04:25:47
2	Sn 189.927†	126.3		45.9		0.0168	mg/L	0.0168	mg/L	04:25:47
2	Sr 407.771†	959172.0		972627.0		0.0433	mg/L	0.0433	mg/L	04:25:22
2	Ti 337.279†	1603822.3		1638985.2		2.264	mg/L	2.264	mg/L	04:25:22
2	Tl 190.801†	-8.0		-8.2		0.0033	mg/L	0.0033	mg/L	04:25:47
2	V 292.402†	17857.0		19768.1		0.0630	mg/L	0.0630	mg/L	04:25:27
2	Zn 213.857†	113148.9		114849.5		1.579	mg/L	1.579	mg/L	04:25:27

Mean Data: 0607173-10

Analyte	Mean Corrected		Calib		Sample			
	Intensity	Conc.	Units	Std.Dev.	Conc.	Units	Std.Dev.	RSD
Y 371.029	3246766.6	0.977	mg/L	0.0043				0.44%
Ag 328.068†	10241.9	0.0389	mg/L	0.00034	0.0389	mg/L	0.00034	0.87%
Al 237.313†	316715.0	37.80	mg/L	0.011	37.80	mg/L	0.011	0.03%
As 188.979†	26.7	0.0354	mg/L	0.00053	0.0354	mg/L	0.00053	1.51%
B 182.528†	8.1	0.0200	mg/L	0.00817	0.0200	mg/L	0.00817	40.87%
Ba 233.527†	21091.9	0.1938	mg/L	0.00069	0.1938	mg/L	0.00069	0.35%
Be 313.107†	11043.8	0.0010	mg/L	0.00000	0.0010	mg/L	0.00000	0.30%
Ca 315.886†	1154797.0	8.740	mg/L	0.0154	8.740	mg/L	0.0154	0.18%
Cd 228.802†	112.9	0.0031	mg/L	0.00028	0.0031	mg/L	0.00028	8.99%
Co 228.616†	1019.7	0.0232	mg/L	0.00055	0.0232	mg/L	0.00055	2.36%
Cr 267.716†	21467.9	0.1487	mg/L	0.00004	0.1487	mg/L	0.00004	0.03%
Cu 324.752†	269888.3	0.9804	mg/L	0.00458	0.9804	mg/L	0.00458	0.47%
Fe 234.349†	4249144.9	93.11	mg/L	0.093	93.11	mg/L	0.093	0.10%
Fe 238.204†	10143977.5	89.60	mg/L	0.214	89.60	mg/L	0.214	0.24%
K 766.490†	9883.9	4.810	mg/L	0.0045	4.810	mg/L	0.0045	0.09%
Li 670.784†	1834.5	0.0485	mg/L	0.00068	0.0485	mg/L	0.00068	1.40%
Mg 279.077†	247785.1	9.843	mg/L	0.0126	9.843	mg/L	0.0126	0.13%
Mn 257.610†	745969.8	0.9330	mg/L	0.00141	0.9330	mg/L	0.00141	0.15%
Mo 202.031†	71.5	0.0051	mg/L	0.00123	0.0051	mg/L	0.00123	24.06%
Na 589.592	44665.5	5.484	mg/L	0.0014	5.484	mg/L	0.0014	0.03%
Ni 231.604†	2327.4	0.0772	mg/L	0.00074	0.0772	mg/L	0.00074	0.96%
P 214.914†	8722.6	6.283	mg/L	0.0167	6.283	mg/L	0.0167	0.27%
Pb 220.353†	2536.0	0.3024	mg/L	0.00334	0.3024	mg/L	0.00334	1.10%
Sb 206.836†	28.6	0.0081	mg/L	0.00029	0.0081	mg/L	0.00029	3.55%
Se 196.026†	2.9	0.0037	mg/L	0.00477	0.0037	mg/L	0.00477	127.71%
Sn 189.927†	39.7	0.0150	mg/L	0.00255	0.0150	mg/L	0.00255	17.02%
Sr 407.771†	973132.8	0.0433	mg/L	0.00003	0.0433	mg/L	0.00003	0.07%
Ti 337.279†	1639195.1	2.264	mg/L	0.0004	2.264	mg/L	0.0004	0.02%
Tl 190.801†	-9.1	0.0026	mg/L	0.00103	0.0026	mg/L	0.00103	40.27%
V 292.402†	19692.4	0.0627	mg/L	0.00046	0.0627	mg/L	0.00046	0.73%
Zn 213.857†	114991.1	1.581	mg/L	0.0028	1.581	mg/L	0.0028	0.17%

Sequence No.: 150
Sample ID: BG61408-dup1
Analyst:
Initial Sample Wt:
Dilution:

Autosampler Location: 122
Date Collected: 7/16/2006 4:27:24 AM
Data Type: Original
Initial Sample Vol:
Sample Prep Vol:

Replicate Data: BG61408-dup1

Repl#	Analyte	Net		Corrected		Calib.		Sample		Analysis Time
		Intensity	Conc.	Intensity	Conc.	Units	Conc.	Units		
1	K 766.490†	10572.2		10337.1	5.032	mg/L	5.032	mg/L	04:28:57	
1	Li 670.784†	1820.9		1794.2	0.0474	mg/L	0.0474	mg/L	04:28:57	
1	Na 589.592	43547.4		44734.3	5.493	mg/L	5.493	mg/L	04:28:57	
1	Y 371.029	3242436.0		3242436.0	0.975	mg/L			04:29:20	
1	Ag 328.068†	54749.4		58497.3	0.2110	mg/L	0.2110	mg/L	04:29:25	
1	Al 237.313†	301146.8		308804.1	36.84	mg/L	36.84	mg/L	04:29:20	
1	As 188.979†	29.0		24.1	0.0317	mg/L	0.0317	mg/L	04:29:45	
1	B 182.528†	5.6		11.0	0.0274	mg/L	0.0274	mg/L	04:29:45	
1	Ba 233.527†	22255.0		22948.7	0.2110	mg/L	0.2110	mg/L	04:29:25	
1	Be 313.107†	12677.0		10544.2	0.0009	mg/L	0.0009	mg/L	04:29:25	
1	Ca 315.886†	689783.3		706910.2	5.348	mg/L	5.348	mg/L	04:29:20	
1	Cd 228.802†	232.9		118.2	0.0033	mg/L	0.0033	mg/L	04:29:45	
1	Co 228.616†	743.6		942.9	0.0210	mg/L	0.0210	mg/L	04:29:45	
1	Cr 267.716†	21329.8		20989.9	0.1456	mg/L	0.1456	mg/L	04:29:25	
1	Cu 324.752†	316395.2		317719.8	1.151	mg/L	1.151	mg/L	04:29:20	
1	Fe 234.349†	4237382.2		4343037.6	95.17	mg/L	95.17	mg/L	04:29:20	
1	Fe 238.204†	10014469.2		10265455.8	90.67	mg/L	90.67	mg/L	04:29:12	
1	Mg 279.077†	216123.4		221143.6	8.777	mg/L	8.777	mg/L	04:29:20	
1	Mn 257.610†	621405.2		635390.0	0.7944	mg/L	0.7944	mg/L	04:29:20	
1	Mo 202.031†	130.9		96.6	0.0071	mg/L	0.0071	mg/L	04:29:45	
1	Ni 231.604†	2414.2		2453.0	0.0815	mg/L	0.0815	mg/L	04:29:25	
1	P 214.914†	7059.9		7157.8	5.158	mg/L	5.158	mg/L	04:29:25	
1	Pb 220.353†	2790.0		3012.1	0.3585	mg/L	0.3585	mg/L	04:29:45	
1	Sb 206.836†	26.6		19.9	0.0036	mg/L	0.0036	mg/L	04:29:45	
1	Se 196.026†	-0.0		8.2	0.0107	mg/L	0.0107	mg/L	04:29:45	
1	Sn 189.927†	150.2		71.0	0.0242	mg/L	0.0242	mg/L	04:29:45	
1	Sr 407.771†	723326.9		735218.1	0.0326	mg/L	0.0326	mg/L	04:29:20	

1	Ti 337.279†	1572075.3	1613749.2	2.229 mg/L	2.229 mg/L	04:29:20
1	Tl 190.801†	-5.0	-5.2	0.0034 mg/L	0.0034 mg/L	04:29:45
1	V 292.402†	17078.2	19051.1	0.0599 mg/L	0.0599 mg/L	04:29:25
1	Zn 213.857†	122402.0	124851.2	1.718 mg/L	1.718 mg/L	04:29:25
2	K 766.490†	10566.5	10358.3	5.042 mg/L	5.042 mg/L	04:29:02
2	Li 670.784†	1816.9	1794.8	0.0474 mg/L	0.0474 mg/L	04:29:02
2	Na 589.592	43992.6	45179.5	5.549 mg/L	5.549 mg/L	04:29:02
2	Y 371.029	3234344.2	3234344.2	0.973 mg/L		04:29:59
2	Ag 328.068†	54945.5	58839.2	0.2122 mg/L	0.2122 mg/L	04:30:04
2	Al 237.313†	300298.4	308704.5	36.82 mg/L	36.82 mg/L	04:29:59
2	As 188.979†	29.1	24.3	0.0320 mg/L	0.0320 mg/L	04:30:25
2	B 182.528†	4.7	10.1	0.0251 mg/L	0.0251 mg/L	04:30:25
2	Ba 233.527†	22184.0	22932.8	0.2108 mg/L	0.2108 mg/L	04:30:04
2	Be 313.107†	12533.6	10429.4	0.0009 mg/L	0.0009 mg/L	04:30:04
2	Ca 315.886†	686217.4	705014.6	5.334 mg/L	5.334 mg/L	04:29:59
2	Cd 228.802†	236.2	122.3	0.0034 mg/L	0.0034 mg/L	04:30:25
2	Co 228.616†	778.5	980.7	0.0221 mg/L	0.0221 mg/L	04:30:25
2	Cr 267.716†	21345.3	21060.5	0.1461 mg/L	0.1461 mg/L	04:30:04
2	Cu 324.752†	316179.4	318309.5	1.154 mg/L	1.154 mg/L	04:29:59
2	Fe 234.349†	4238286.1	4354834.6	95.43 mg/L	95.43 mg/L	04:29:59
2	Fe 238.204†	10175025.0	10456149.2	92.36 mg/L	92.36 mg/L	04:29:52
2	Mg 279.077†	214983.7	220526.6	8.753 mg/L	8.753 mg/L	04:29:59
2	Mn 257.610†	619855.5	635391.2	0.7944 mg/L	0.7944 mg/L	04:29:59
2	Mo 202.031†	133.7	99.9	0.0073 mg/L	0.0073 mg/L	04:30:25
2	Ni 231.604†	2417.3	2462.3	0.0818 mg/L	0.0818 mg/L	04:30:04
2	P 214.914†	7060.5	7176.5	5.171 mg/L	5.171 mg/L	04:30:04
2	Pb 220.353†	2836.0	3066.5	0.3649 mg/L	0.3649 mg/L	04:30:25
2	Sb 206.836†	36.5	30.1	0.0090 mg/L	0.0090 mg/L	04:30:25
2	Se 196.026†	-4.2	3.9	0.0050 mg/L	0.0050 mg/L	04:30:25
2	Sn 189.927†	151.1	72.3	0.0246 mg/L	0.0246 mg/L	04:30:25
2	Sr 407.771†	721808.2	735512.5	0.0326 mg/L	0.0326 mg/L	04:29:59
2	Ti 337.279†	1566538.2	1612090.6	2.227 mg/L	2.227 mg/L	04:29:59
2	Tl 190.801†	-9.8	-10.2	-0.0006 mg/L	-0.0006 mg/L	04:30:25
2	V 292.402†	16932.6	18945.2	0.0595 mg/L	0.0595 mg/L	04:30:04
2	Zn 213.857†	122344.0	125105.5	1.721 mg/L	1.721 mg/L	04:30:04

Mean Data: BG61408-dup1

Analyte	Mean Corrected Intensity	Conc. Units	Calib	Std.Dev.	Conc. Units	Std.Dev.	RSD
Y 371.029	3238390.1	0.974 mg/L		0.0017			0.18%
Ag 328.068†	58668.2	0.2116 mg/L		0.00087	0.2116 mg/L	0.00087	0.41%
Al 237.313†	308754.3	36.83 mg/L		0.009	36.83 mg/L	0.009	0.03%
As 188.979†	24.2	0.0319 mg/L		0.00018	0.0319 mg/L	0.00018	0.58%
B 182.528†	10.6	0.0262 mg/L		0.00160	0.0262 mg/L	0.00160	6.10%
Ba 233.527†	22940.7	0.2109 mg/L		0.00010	0.2109 mg/L	0.00010	0.05%
Be 313.107†	10486.8	0.0009 mg/L		0.00001	0.0009 mg/L	0.00001	1.56%
Ca 315.886†	705962.4	5.341 mg/L		0.0102	5.341 mg/L	0.0102	0.19%
Cd 228.802†	120.2	0.0033 mg/L		0.00008	0.0033 mg/L	0.00008	2.39%
Co 228.616†	961.8	0.0216 mg/L		0.00078	0.0216 mg/L	0.00078	3.63%
Cr 267.716†	21025.2	0.1459 mg/L		0.00035	0.1459 mg/L	0.00035	0.24%
Cu 324.752†	318014.7	1.153 mg/L		0.0015	1.153 mg/L	0.0015	0.13%
Fe 234.349†	4348936.1	95.30 mg/L		0.183	95.30 mg/L	0.183	0.19%
Fe 238.204†	10360802.5	91.51 mg/L		1.191	91.51 mg/L	1.191	1.30%
K 766.490†	10347.7	5.037 mg/L		0.0073	5.037 mg/L	0.0073	0.15%
Li 670.784†	1794.5	0.0474 mg/L		0.00001	0.0474 mg/L	0.00001	0.02%
Mg 279.077†	220835.1	8.765 mg/L		0.0175	8.765 mg/L	0.0175	0.20%
Mn 257.610†	635390.6	0.7944 mg/L		0.00000	0.7944 mg/L	0.00000	0.00%
Mo 202.031†	98.3	0.0072 mg/L		0.00018	0.0072 mg/L	0.00018	2.50%
Na 589.592	44956.9	5.521 mg/L		0.0399	5.521 mg/L	0.0399	0.72%
Ni 231.604†	2457.7	0.0816 mg/L		0.00023	0.0816 mg/L	0.00023	0.28%
P 214.914†	7167.2	5.165 mg/L		0.0095	5.165 mg/L	0.0095	0.18%
Pb 220.353†	3039.3	0.3617 mg/L		0.00455	0.3617 mg/L	0.00455	1.26%
Sb 206.836†	25.0	0.0063 mg/L		0.00382	0.0063 mg/L	0.00382	60.39%
Se 196.026†	6.1	0.0078 mg/L		0.00399	0.0078 mg/L	0.00399	50.95%
Sn 189.927†	71.7	0.0244 mg/L		0.00028	0.0244 mg/L	0.00028	1.17%
Sr 407.771†	735365.3	0.0326 mg/L		0.00001	0.0326 mg/L	0.00001	0.03%
Ti 337.279†	1612919.9	2.228 mg/L		0.0016	2.228 mg/L	0.0016	0.07%
Tl 190.801†	-7.7	0.0014 mg/L		0.00286	0.0014 mg/L	0.00286	200.14%
V 292.402†	18998.2	0.0597 mg/L		0.00032	0.0597 mg/L	0.00032	0.53%
Zn 213.857†	124978.3	1.719 mg/L		0.0025	1.719 mg/L	0.0025	0.14%

Duplicate Check: BG61408-dup1

Analyte	Expected Conc.	Measured Conc.	Std. Dev.	Units	Difference (%)
K 766.490	4.810	5.037	0.007	mg/L	4.6
Li 670.784	0.0485	0.0474	0.000	mg/L	2.4
Na 589.592	5.484	5.521	0.040	mg/L	0.7
Y 371.029			0.000	mg/L	Not calculated
Ag 328.068	0.0389	0.2116	0.001	mg/L	137.9
Al 237.313	37.80	36.83	0.009	mg/L	2.6
As 188.979	0.0354	0.0319	0.000	mg/L	10.4
B 182.528	0.0200	0.0262	0.002	mg/L	27.0
Ba 233.527	0.1938	0.2109	0.000	mg/L	8.5
Be 313.107	0.0010	0.0009	0.000	mg/L	7.5
Ca 315.886	8.740	5.341	0.010	mg/L	48.3
Cd 228.802	0.0031	0.0033	0.000	mg/L	6.9
Co 228.616	0.0232	0.0216	0.001	mg/L	7.2
Cr 267.716	0.1487	0.1459	0.000	mg/L	1.9
Cu 324.752	0.9804	1.153	0.002	mg/L	16.1
Fe 234.349	93.11	95.30	0.183	mg/L	2.3
Fe 238.204	89.60	91.51	1.191	mg/L	2.1
Mg 279.077	9.843	8.765	0.017	mg/L	11.6
Mn 257.610	0.9330	0.7944	0.000	mg/L	16.1
Mo 202.031	0.0051	0.0072	0.000	mg/L	33.8
Ni 231.604	0.0772	0.0816	0.000	mg/L	5.6
P 214.914	6.283	5.165	0.010	mg/L	19.5
Pb 220.353	0.3024	0.3617	0.005	mg/L	17.8
Sb 206.836	0.0081	0.0063	0.004	mg/L	25.1
Se 196.026	0.0037	0.0078	0.004	mg/L	71.0
Sn 189.927	0.0150	0.0244	0.000	mg/L	47.6
Sr 407.771	0.0433	0.0326	0.000	mg/L	28.1
Ti 337.279	2.264	2.228	0.002	mg/L	1.6
Tl 190.801	0.0026	0.0014	0.003	mg/L	56.6
V 292.402	0.0627	0.0597	0.000	mg/L	4.8
Zn 213.857	1.581	1.719	0.002	mg/L	8.4

Sequence No.: 151

Sample ID: BG61408-ms1

Analyst:

Initial Sample Wt:

Dilution:

Autosampler Location: 123

Date Collected: 7/16/2006 4:32:01 AM

Data Type: Original

Initial Sample Vol:

Sample Prep Vol:

Replicate Data: BG61408-ms1

Repl#	Analyte	Net Intensity	Corrected Intensity	Calib. Conc.	Units	Sample Conc.	Units	Analysis Time
1	K 766.490†	52391.7	54032.0	26.42	mg/L	26.42	mg/L	04:33:34
1	Li 670.784†	16986.0	17607.9	0.4952	mg/L	0.4952	mg/L	04:33:34
1	Na 589.592	215295.3	216482.2	27.24	mg/L	27.24	mg/L	04:33:34
1	Y 371.029	3193501.1	3193501.1	0.961	mg/L			04:33:58
1	Ag 328.068†	67228.5	72346.5	0.2605	mg/L	0.2605	mg/L	04:34:03
1	Al 237.313†	279965.0	291487.1	34.77	mg/L	34.77	mg/L	04:34:03
1	As 188.979†	310.0	317.1	0.4573	mg/L	0.4573	mg/L	04:34:23
1	B 182.528†	167.1	179.2	0.4502	mg/L	0.4502	mg/L	04:34:23
1	Ba 233.527†	66779.1	69642.4	0.6429	mg/L	0.6429	mg/L	04:34:03
1	Be 313.107†	223489.0	230172.6	0.0461	mg/L	0.0461	mg/L	04:34:03
1	Ca 315.886†	1140003.0	1186368.8	8.981	mg/L	8.981	mg/L	04:33:58
1	Cd 228.802†	8307.6	8526.7	0.2245	mg/L	0.2245	mg/L	04:34:23
1	Co 228.616†	15275.1	16080.1	0.4620	mg/L	0.4620	mg/L	04:34:03
1	Cr 267.716†	82138.9	84619.7	0.5765	mg/L	0.5765	mg/L	04:34:03
1	Cu 324.752†	396358.4	405921.9	1.465	mg/L	1.465	mg/L	04:33:58
1	Fe 234.349†	3985417.7	4147338.4	90.87	mg/L	90.87	mg/L	04:33:58
1	Fe 238.204†	9552559.4	9941981.1	87.81	mg/L	87.81	mg/L	04:33:51
1	Mg 279.077†	313356.6	325746.3	12.96	mg/L	12.96	mg/L	04:34:03
1	Mn 257.610†	1093230.0	1136262.7	1.422	mg/L	1.422	mg/L	04:33:58
1	Mo 202.031†	5504.9	5692.4	0.4419	mg/L	0.4419	mg/L	04:34:23
1	Ni 231.604†	14773.1	15355.0	0.5245	mg/L	0.5245	mg/L	04:34:03
1	P 214.914†	12335.7	12760.2	9.185	mg/L	9.185	mg/L	04:34:23
1	Pb 220.353†	5838.0	6228.5	0.7400	mg/L	0.7400	mg/L	04:34:23
1	Sb 206.836†	725.4	747.6	0.3799	mg/L	0.3799	mg/L	04:34:23
1	Se 196.026†	627.9	661.8	0.8674	mg/L	0.8674	mg/L	04:34:23

1	Sn 189.927†	1834.9	1827.0	0.5365 mg/L	0.5365 mg/L	04:34:23
1	Sr 407.771†	1597469.0	1656454.4	0.0739 mg/L	0.0739 mg/L	04:33:51
1	Ti 337.279†	1585718.6	1652645.7	2.283 mg/L	2.283 mg/L	04:33:58
1	Tl 190.801†	492.3	512.4	0.4306 mg/L	0.4306 mg/L	04:34:23
1	V 292.402†	121634.6	128149.6	0.5011 mg/L	0.5011 mg/L	04:34:03
1	Zn 213.857†	135138.4	140031.0	1.926 mg/L	1.926 mg/L	04:34:03
2	K 766.490†	53053.0	54605.8	26.70 mg/L	26.70 mg/L	04:33:40
2	Li 670.784†	17225.4	17819.8	0.5012 mg/L	0.5012 mg/L	04:33:40
2	Na 589.592	216028.9	217215.8	27.33 mg/L	27.33 mg/L	04:33:40
2	Y 371.029	3200141.3	3200141.3	0.963 mg/L	0.963 mg/L	04:34:38
2	Ag 328.068†	66567.1	71514.3	0.2575 mg/L	0.2575 mg/L	04:34:43
2	Al 237.313†	277219.3	288030.4	34.35 mg/L	34.35 mg/L	04:34:43
2	As 188.979†	312.9	319.5	0.4607 mg/L	0.4607 mg/L	04:35:03
2	B 182.528†	167.0	178.8	0.4492 mg/L	0.4492 mg/L	04:35:03
2	Ba 233.527†	65981.9	68670.1	0.6339 mg/L	0.6339 mg/L	04:34:43
2	Be 313.107†	220600.6	226689.7	0.0454 mg/L	0.0454 mg/L	04:34:43
2	Ca 315.886†	1144262.6	1188331.2	8.996 mg/L	8.996 mg/L	04:34:38
2	Cd 228.802†	8282.3	8482.5	0.2233 mg/L	0.2233 mg/L	04:35:03
2	Co 228.616†	15117.3	15883.2	0.4562 mg/L	0.4562 mg/L	04:34:43
2	Cr 267.716†	81569.3	83850.6	0.5713 mg/L	0.5713 mg/L	04:34:43
2	Cu 324.752†	396821.1	405546.4	1.464 mg/L	1.464 mg/L	04:34:38
2	Fe 234.349†	3991954.8	4145520.9	90.84 mg/L	90.84 mg/L	04:34:38
2	Fe 238.204†	9608897.0	9979868.6	88.15 mg/L	88.15 mg/L	04:34:31
2	Mg 279.077†	309599.4	321166.9	12.78 mg/L	12.78 mg/L	04:34:43
2	Mn 257.610†	1097593.9	1138434.5	1.425 mg/L	1.425 mg/L	04:34:38
2	Mo 202.031†	5477.1	5651.6	0.4388 mg/L	0.4388 mg/L	04:35:03
2	Ni 231.604†	14670.9	15216.9	0.5197 mg/L	0.5197 mg/L	04:34:43
2	P 214.914†	12264.6	12659.7	9.113 mg/L	9.113 mg/L	04:35:03
2	Pb 220.353†	5823.8	6201.2	0.7367 mg/L	0.7367 mg/L	04:35:03
2	Sb 206.836†	724.5	745.2	0.3787 mg/L	0.3787 mg/L	04:35:03
2	Se 196.026†	623.4	655.8	0.8595 mg/L	0.8595 mg/L	04:35:03
2	Sn 189.927†	1818.8	1806.3	0.5304 mg/L	0.5304 mg/L	04:35:03
2	Sr 407.771†	1607510.7	1663434.7	0.0742 mg/L	0.0742 mg/L	04:34:31
2	Ti 337.279†	1590950.3	1654655.2	2.285 mg/L	2.285 mg/L	04:34:38
2	Tl 190.801†	484.4	503.1	0.4231 mg/L	0.4231 mg/L	04:35:03
2	V 292.402†	120757.5	126975.9	0.4964 mg/L	0.4964 mg/L	04:34:43
2	Zn 213.857†	134008.8	138565.8	1.905 mg/L	1.905 mg/L	04:34:43

 Mean Data: BG61408-ms1

Analyte	Mean Corrected Intensity	Calib Conc.	Units	Std.Dev.	Sample Conc.	Units	Std.Dev.	RSD
Y 371.029	3196821.2	0.962	mg/L	0.0014				0.15%
Ag 328.068†	71930.4	0.2590	mg/L	0.00210	0.2590	mg/L	0.00210	0.81%
Al 237.313†	289758.7	34.56	mg/L	0.295	34.56	mg/L	0.295	0.85%
As 188.979†	318.3	0.4590	mg/L	0.00241	0.4590	mg/L	0.00241	0.53%
B 182.528†	179.0	0.4497	mg/L	0.00074	0.4497	mg/L	0.00074	0.16%
Ba 233.527†	69156.2	0.6384	mg/L	0.00636	0.6384	mg/L	0.00636	1.00%
Be 313.107†	228431.2	0.0458	mg/L	0.00051	0.0458	mg/L	0.00051	1.11%
Ca 315.886†	1187350.0	8.989	mg/L	0.0105	8.989	mg/L	0.0105	0.12%
Cd 228.802†	8504.6	0.2239	mg/L	0.00086	0.2239	mg/L	0.00086	0.38%
Co 228.616†	15981.6	0.4591	mg/L	0.00406	0.4591	mg/L	0.00406	0.88%
Cr 267.716†	84235.2	0.5739	mg/L	0.00369	0.5739	mg/L	0.00369	0.64%
Cu 324.752†	405734.1	1.465	mg/L	0.0010	1.465	mg/L	0.0010	0.06%
Fe 234.349†	4146429.7	90.86	mg/L	0.028	90.86	mg/L	0.028	0.03%
Fe 238.204†	9960924.9	87.98	mg/L	0.237	87.98	mg/L	0.237	0.27%
K 766.490†	54318.9	26.56	mg/L	0.199	26.56	mg/L	0.199	0.75%
Li 670.784†	17713.8	0.4982	mg/L	0.00424	0.4982	mg/L	0.00424	0.85%
Mg 279.077†	323456.6	12.87	mg/L	0.129	12.87	mg/L	0.129	1.00%
Mn 257.610†	1137348.6	1.424	mg/L	0.0019	1.424	mg/L	0.0019	0.14%
Mo 202.031†	5672.0	0.4404	mg/L	0.00224	0.4404	mg/L	0.00224	0.51%
Na 589.592	216849.0	27.29	mg/L	0.066	27.29	mg/L	0.066	0.24%
Ni 231.604†	15285.9	0.5221	mg/L	0.00335	0.5221	mg/L	0.00335	0.64%
P 214.914†	12709.9	9.149	mg/L	0.0511	9.149	mg/L	0.0511	0.56%
Pb 220.353†	6214.9	0.7384	mg/L	0.00235	0.7384	mg/L	0.00235	0.32%
Sb 206.836†	746.4	0.3793	mg/L	0.00084	0.3793	mg/L	0.00084	0.22%
Se 196.026†	658.8	0.8635	mg/L	0.00555	0.8635	mg/L	0.00555	0.64%
Sn 189.927†	1816.7	0.5335	mg/L	0.00427	0.5335	mg/L	0.00427	0.80%
Sr 407.771†	1659944.5	0.0741	mg/L	0.00022	0.0741	mg/L	0.00022	0.30%
Ti 337.279†	1653650.4	2.284	mg/L	0.0020	2.284	mg/L	0.0020	0.09%
Tl 190.801†	507.7	0.4269	mg/L	0.00524	0.4269	mg/L	0.00524	1.23%
V 292.402†	127562.7	0.4988	mg/L	0.00333	0.4988	mg/L	0.00333	0.67%

Zn 213.857† 139298.4 1.916 mg/L 0.0143 1.916 mg/L 0.0143 0.75%

Matrix Recovery Check: BG61408-msi

Analyte	Expected Conc.	Measured Conc.	Std. Dev.	Units	Recovery (%)
K 766.490	29.81	26.56	0.199	mg/L	87.0
Li 670.784	0.5485	0.4982	0.004	mg/L	90.0
Na 589.592	30.48	27.29	0.066	mg/L	87.2
Ag 328.068	0.2889	0.2590	0.002	mg/L	88.0
Al 237.313	40.30	34.56	0.295	mg/L	-129.6
As 188.979	0.5354	0.4590	0.002	mg/L	84.7
B 182.528	0.5200	0.4497	0.001	mg/L	85.9
Ba 233.527	0.6938	0.6384	0.006	mg/L	88.9
Be 313.107	0.0510	0.0458	0.001	mg/L	89.6
Ca 315.886	13.74	8.989	0.010	mg/L	5.0
Cd 228.802	0.2531	0.2239	0.001	mg/L	88.3
Co 228.616	0.5232	0.4591	0.004	mg/L	87.2
Cr 267.716	0.6487	0.5739	0.004	mg/L	85.0
Cu 324.752	1.480	1.465	0.001	mg/L	96.8
Fe 234.349	95.61	90.86	0.028	mg/L	-90.2
Fe 238.204	92.10	87.98	0.237	mg/L	-64.7
Mg 279.077	14.84	12.87	0.129	mg/L	60.5
Mn 257.610	1.433	1.424	0.002	mg/L	98.2
Mo 202.031	0.5051	0.4404	0.002	mg/L	87.1
Ni 231.604	0.5772	0.5221	0.003	mg/L	89.0
P 214.914	11.28	9.149	0.051	mg/L	57.3
Pb 220.353	0.8024	0.7384	0.002	mg/L	87.2
Sb 206.836	0.5081	0.3793	0.001	mg/L	74.2
Se 196.026	1.004	0.8635	0.006	mg/L	86.0
Sn 189.927	0.5150	0.5335	0.004	mg/L	103.7
Sr 407.771	0.0933	0.0741	0.000	mg/L	61.6
Ti 337.279	2.764	2.284	0.002	mg/L	4.0
Tl 190.801	0.5026	0.4269	0.005	mg/L	84.9
V 292.402	0.5627	0.4988	0.003	mg/L	87.2
Zn 213.857	2.081	1.916	0.014	mg/L	66.8

Sequence No.: 152

Sample ID: BG61408-sd1 x5

Analyst:

Initial Sample Wt:

Dilution:

Autosampler Location: 124

Date Collected: 7/16/2006 4:36:45 AM

Data Type: Original

Initial Sample Vol:

Sample Prep Vol:

Replicate Data: BG61408-sd1 x5

Repl#	Analyte	Net		Corrected		Calib.		Sample		Analysis Time
		Intensity	Conc.	Intensity	Conc.	Conc.	Units	Conc.	Units	
1	K 766.490†	2653.6	1.070 mg/L	2243.7	0.0074 mg/L	1.070 mg/L	0.0074 mg/L	04:38:18		
1	Li 670.784†	440.2	0.0074 mg/L	382.8	1.190 mg/L	0.0074 mg/L	1.190 mg/L	04:38:18		
1	Na 589.592	9570.5	1.190 mg/L	10757.3	0.967 mg/L	1.190 mg/L	0.967 mg/L	04:38:18		
1	Y 371.029	3213469.2	0.967 mg/L	3213469.2	0.0075 mg/L	0.967 mg/L	0.0075 mg/L	04:38:33		
1	Ag 328.068†	-115.9	0.0075 mg/L	2250.1	8.084 mg/L	0.0075 mg/L	8.084 mg/L	04:38:38		
1	Al 237.313†	65434.1	8.084 mg/L	67763.8	0.0076 mg/L	8.084 mg/L	0.0076 mg/L	04:38:38		
1	As 188.979†	11.6	0.0076 mg/L	6.4	0.0136 mg/L	0.0076 mg/L	0.0136 mg/L	04:38:59		
1	B 182.528†	0.3	0.0136 mg/L	5.5	0.0401 mg/L	0.0136 mg/L	0.0401 mg/L	04:38:59		
1	Ba 233.527†	4191.1	0.0401 mg/L	4468.9	0.0003 mg/L	0.0401 mg/L	0.0003 mg/L	04:38:38		
1	Be 313.107†	4582.3	0.0003 mg/L	2288.2	0.0035 mg/L	0.0003 mg/L	0.0035 mg/L	04:38:38		
1	Ca 315.886†	237711.6	0.0035 mg/L	245657.8	1.856 mg/L	0.0035 mg/L	1.856 mg/L	04:38:33		
1	Cd 228.802†	152.0	1.856 mg/L	36.8	0.0006 mg/L	1.856 mg/L	0.0006 mg/L	04:38:59		
1	Co 228.616†	32.4	0.0006 mg/L	214.0	0.0035 mg/L	0.0006 mg/L	0.0035 mg/L	04:38:59		
1	Cr 267.716†	5258.5	0.0035 mg/L	4562.7	0.0301 mg/L	0.0035 mg/L	0.0301 mg/L	04:38:38		
1	Cu 324.752†	63139.2	0.0301 mg/L	58673.6	0.2121 mg/L	0.0301 mg/L	0.2121 mg/L	04:38:38		
1	Fe 234.349†	900520.8	0.2121 mg/L	930518.5	20.38 mg/L	0.2121 mg/L	20.38 mg/L	04:38:33		
1	Fe 238.204†	2234816.6	20.38 mg/L	2310663.1	20.40 mg/L	20.38 mg/L	20.40 mg/L	04:38:33		
1	Mg 279.077†	53499.6	20.40 mg/L	54921.4	2.164 mg/L	2.164 mg/L	2.164 mg/L	04:38:38		
1	Mn 257.610†	156009.9	2.164 mg/L	159723.8	0.1980 mg/L	0.1980 mg/L	0.1980 mg/L	04:38:33		
1	Mo 202.031†	62.1	0.1980 mg/L	26.7	0.0016 mg/L	0.0016 mg/L	0.0016 mg/L	04:38:59		
1	Ni 231.604†	512.2	0.0016 mg/L	507.8	0.0148 mg/L	0.0148 mg/L	0.0148 mg/L	04:38:59		
1	P 214.914†	1928.6	0.0148 mg/L	1915.2	1.389 mg/L	1.389 mg/L	1.389 mg/L	04:38:59		
1	Pb 220.353†	363.6	1.389 mg/L	528.0	0.0624 mg/L	0.0624 mg/L	0.0624 mg/L	04:38:59		
1	Sb 206.836†	8.8	0.0624 mg/L	1.7	-0.0020 mg/L	-0.0020 mg/L	-0.0020 mg/L	04:38:59		

1	Se 196.026†	-6.8	1.2	0.0014 mg/L	0.0014 mg/L	04:38:59
1	Sn 189.927†	66.5	-14.2	-0.0055 mg/L	-0.0055 mg/L	04:38:59
1	Sr 407.771†	207836.3	208674.7	0.0090 mg/L	0.0090 mg/L	04:38:33
1	Ti 337.279†	330440.8	343919.8	0.4744 mg/L	0.4744 mg/L	04:38:33
1	Tl 190.801†	5.2	5.3	0.0052 mg/L	0.0052 mg/L	04:38:59
1	V 292.402†	2576.6	4208.3	0.0129 mg/L	0.0129 mg/L	04:38:38
1	Zn 213.857†	25004.3	25233.3	0.3462 mg/L	0.3462 mg/L	04:38:38
2	K 766.490†	2676.7	2252.3	1.074 mg/L	1.074 mg/L	04:38:23
2	Li 670.784†	414.9	354.4	0.0066 mg/L	0.0066 mg/L	04:38:23
2	Na 589.592	9450.4	10637.2	1.175 mg/L	1.175 mg/L	04:38:23
2	Y 371.029	3231389.5	3231389.5	0.972 mg/L		04:39:06
2	Ag 328.068†	80.8	2453.1	0.0082 mg/L	0.0082 mg/L	04:39:11
2	Al 237.313†	66011.3	67982.2	8.110 mg/L	8.110 mg/L	04:39:11
2	As 188.979†	12.7	7.5	0.0092 mg/L	0.0092 mg/L	04:39:31
2	B 182.528†	1.9	7.3	0.0180 mg/L	0.0180 mg/L	04:39:31
2	Ba 233.527†	4222.5	4477.2	0.0402 mg/L	0.0402 mg/L	04:39:11
2	Be 313.107†	4537.2	2215.5	0.0002 mg/L	0.0002 mg/L	04:39:11
2	Ca 315.886†	239620.0	246257.3	1.860 mg/L	1.860 mg/L	04:39:06
2	Cd 228.802†	158.6	42.7	0.0008 mg/L	0.0008 mg/L	04:39:31
2	Co 228.616†	25.4	206.7	0.0033 mg/L	0.0033 mg/L	04:39:31
2	Cr 267.716†	5246.7	4520.4	0.0298 mg/L	0.0298 mg/L	04:39:11
2	Cu 324.752†	63343.8	58521.8	0.2116 mg/L	0.2116 mg/L	04:39:11
2	Fe 234.349†	908416.9	933475.1	20.45 mg/L	20.45 mg/L	04:39:06
2	Fe 238.204†	2259599.2	2323336.3	20.51 mg/L	20.51 mg/L	04:39:06
2	Mg 279.077†	53898.5	55024.8	2.168 mg/L	2.168 mg/L	04:39:11
2	Mn 257.610†	157269.9	160124.9	0.1985 mg/L	0.1985 mg/L	04:39:06
2	Mo 202.031†	57.6	21.7	0.0012 mg/L	0.0012 mg/L	04:39:31
2	Ni 231.604†	525.0	518.0	0.0151 mg/L	0.0151 mg/L	04:39:31
2	P 214.914†	1941.0	1916.9	1.390 mg/L	1.390 mg/L	04:39:31
2	Pb 220.353†	383.4	546.3	0.0646 mg/L	0.0646 mg/L	04:39:31
2	Sb 206.836†	17.4	10.6	0.0027 mg/L	0.0027 mg/L	04:39:31
2	Se 196.026†	-9.3	-1.3	-0.0019 mg/L	-0.0019 mg/L	04:39:31
2	Sn 189.927†	69.7	-11.2	-0.0047 mg/L	-0.0047 mg/L	04:39:31
2	Sr 407.771†	208997.9	208677.3	0.0090 mg/L	0.0090 mg/L	04:39:06
2	Ti 337.279†	332580.9	344225.7	0.4748 mg/L	0.4748 mg/L	04:39:06
2	Tl 190.801†	-0.7	-0.7	0.0003 mg/L	0.0003 mg/L	04:39:31
2	V 292.402†	2506.8	4121.7	0.0125 mg/L	0.0125 mg/L	04:39:11
2	Zn 213.857†	25178.2	25268.8	0.3467 mg/L	0.3467 mg/L	04:39:11

Mean Data: BG61408-sd1 x5

Analyte	Mean Corrected		Calib Conc. Units	Std.Dev.	Sample		Std.Dev.	RSD
	Intensity	Conc.			Conc.	Units		
Y 371.029	3222429.4	0.969	mg/L	0.0038				0.39%
Ag 328.068†	2351.6	0.0078	mg/L	0.00051	0.0078	mg/L	0.00051	6.54%
Al 237.313†	67873.0	8.097	mg/L	0.0184	8.097	mg/L	0.0184	0.23%
As 188.979†	6.9	0.0084	mg/L	0.00114	0.0084	mg/L	0.00114	13.51%
B 182.528†	6.4	0.0158	mg/L	0.00309	0.0158	mg/L	0.00309	19.58%
Ba 233.527†	4473.1	0.0401	mg/L	0.00005	0.0401	mg/L	0.00005	0.13%
Be 313.107†	2251.9	0.0002	mg/L	0.00001	0.0002	mg/L	0.00001	4.35%
Ca 315.886†	245957.6	1.858	mg/L	0.0032	1.858	mg/L	0.0032	0.17%
Cd 228.802†	39.7	0.0007	mg/L	0.00010	0.0007	mg/L	0.00010	14.61%
Co 228.616†	210.4	0.0034	mg/L	0.00015	0.0034	mg/L	0.00015	4.48%
Cr 267.716†	4541.5	0.0299	mg/L	0.00020	0.0299	mg/L	0.00020	0.67%
Cu 324.752†	58597.7	0.2119	mg/L	0.00037	0.2119	mg/L	0.00037	0.18%
Fe 234.349†	931996.8	20.41	mg/L	0.046	20.41	mg/L	0.046	0.22%
Fe 238.204†	2316999.7	20.46	mg/L	0.079	20.46	mg/L	0.079	0.39%
K 766.490†	2248.0	1.072	mg/L	0.0030	1.072	mg/L	0.0030	0.28%
Li 670.784†	368.6	0.0070	mg/L	0.00057	0.0070	mg/L	0.00057	8.18%
Mg 279.077†	54973.1	2.166	mg/L	0.0029	2.166	mg/L	0.0029	0.13%
Mn 257.610†	159924.3	0.1983	mg/L	0.00036	0.1983	mg/L	0.00036	0.18%
Mo 202.031†	24.2	0.0014	mg/L	0.00027	0.0014	mg/L	0.00027	18.97%
Na 589.592	10697.3	1.183	mg/L	0.0108	1.183	mg/L	0.0108	0.91%
Ni 231.604†	512.9	0.0149	mg/L	0.00025	0.0149	mg/L	0.00025	1.67%
P 214.914†	1916.1	1.390	mg/L	0.0009	1.390	mg/L	0.0009	0.06%
Pb 220.353†	537.1	0.0635	mg/L	0.00153	0.0635	mg/L	0.00153	2.41%
Sb 206.836†	6.1	0.0003	mg/L	0.00331	0.0003	mg/L	0.00331	>999.9%
Se 196.026†	-0.1	-0.0002	mg/L	0.00234	-0.0002	mg/L	0.00234	>999.9%
Sn 189.927†	-12.7	-0.0051	mg/L	0.00061	-0.0051	mg/L	0.00061	12.06%
Sr 407.771†	208676.0	0.0090	mg/L	0.00000	0.0090	mg/L	0.00000	0.00%
Ti 337.279†	344072.8	0.4746	mg/L	0.00030	0.4746	mg/L	0.00030	0.06%
Tl 190.801†	2.3	0.0027	mg/L	0.00349	0.0027	mg/L	0.00349	127.22%

V 292.402†	4165.0	0.0127 mg/L	0.00025	0.0127 mg/L	0.00025	2.00%
Zn 213.857†	25251.0	0.3465 mg/L	0.00034	0.3465 mg/L	0.00034	0.10%

Dilution Check: BG61408-sd1 x5

Analyte	Expected Conc.	Measured Conc.	Std. Dev.	Units	Difference (%)
K 766.490	0.9619	1.072	0.003	mg/L	11.5
Li 670.784	0.0097	0.0070	0.001	mg/L	28.1
Na 589.592	1.097	1.183	0.011	mg/L	7.8
Y 371.029			0.000	mg/L	Not calculated
Ag 328.068	0.0078	0.0078	0.001	mg/L	0.9
Al 237.313	7.560	8.097	0.018	mg/L	7.1
As 188.979	0.0071	0.0084	0.001	mg/L	19.0
B 182.528	0.0040	0.0158	0.003	mg/L	294.8
Ba 233.527	0.0388	0.0401	0.000	mg/L	3.5
Be 313.107	0.0002	0.0002	0.000	mg/L	24.7
Ca 315.886	1.748	1.858	0.003	mg/L	6.3
Cd 228.802	0.0006	0.0007	0.000	mg/L	13.4
Co 228.616	0.0046	0.0034	0.000	mg/L	26.5
Cr 267.716	0.0297	0.0299	0.000	mg/L	0.7
Cu 324.752	0.1961	0.2119	0.000	mg/L	8.1
Fe 234.349	18.62	20.41	0.046	mg/L	9.6
Fe 238.204	17.92	20.46	0.079	mg/L	14.2
Mg 279.077	1.969	2.166	0.003	mg/L	10.0
Mn 257.610	0.1866	0.1983	0.000	mg/L	6.2
Mo 202.031	0.0010	0.0014	0.000	mg/L	39.7
Ni 231.604	0.0154	0.0149	0.000	mg/L	3.3
P 214.914	1.257	1.390	0.001	mg/L	10.6
Pb 220.353	0.0605	0.0635	0.002	mg/L	5.0
Sb 206.836	0.0016	0.0003	0.003	mg/L	79.7
Se 196.026	0.0007	-0.0002	0.002	mg/L	129.5
Sn 189.927	0.0030	-0.0051	0.001	mg/L	269.6
Sr 407.771	0.0087	0.0090	0.000	mg/L	4.3
Ti 337.279	0.4528	0.4746	0.000	mg/L	4.8
Tl 190.801	0.0005	0.0027	0.003	mg/L	436.9
V 292.402	0.0125	0.0127	0.000	mg/L	1.4
Zn 213.857	0.3163	0.3465	0.000	mg/L	9.5

Sequence No.: 153

Sample ID: BG61408-pds1

Analyst:

Initial Sample Wt:

Dilution:

Autosampler Location: 125

Date Collected: 7/16/2006 4:41:09 AM

Data Type: Original

Initial Sample Vol:

Sample Prep Vol:

Replicate Data: BG61408-pds1

Repl#	Analyte	Net Intensity	Corrected Intensity	Calib. Conc.	Units	Sample Conc.	Units	Analysis Time
1	K 766.490†	58397.6	59964.4	29.32	mg/L	29.32	mg/L	04:42:42
1	Li 670.784†	18776.6	19369.1	0.5451	mg/L	0.5451	mg/L	04:42:42
1	Na 589.592	232639.1	233825.9	29.44	mg/L	29.44	mg/L	04:42:42
1	Y 371.029	3210350.4	3210350.4	0.966	mg/L			04:43:06
1	Ag 328.068†	72254.8	77183.5	0.2780	mg/L	0.2780	mg/L	04:43:12
1	Al 237.313†	330743.5	342534.4	40.91	mg/L	40.91	mg/L	04:43:12
1	As 188.979†	336.8	343.2	0.4946	mg/L	0.4946	mg/L	04:43:32
1	B 182.528†	189.4	201.4	0.5061	mg/L	0.5061	mg/L	04:43:32
1	Ba 233.527†	70055.6	72670.1	0.6709	mg/L	0.6709	mg/L	04:43:12
1	Be 313.107†	239114.5	245130.6	0.0489	mg/L	0.0489	mg/L	04:43:06
1	Ca 315.886†	1752699.3	1814534.9	13.74	mg/L	13.74	mg/L	04:43:06
1	Cd 228.802†	8950.8	9147.3	0.2409	mg/L	0.2409	mg/L	04:43:32
1	Co 228.616†	16444.1	17207.0	0.4938	mg/L	0.4938	mg/L	04:43:12
1	Cr 267.716†	90352.4	92675.3	0.6314	mg/L	0.6314	mg/L	04:43:12
1	Cu 324.752†	388706.8	395834.0	1.431	mg/L	1.431	mg/L	04:43:06
1	Fe 234.349†	4208381.2	4356425.6	95.46	mg/L	95.46	mg/L	04:43:00
1	Fe 238.204†	10044728.5	10399394.5	91.86	mg/L	91.86	mg/L	04:43:00
1	Mg 279.077†	358476.4	370752.1	14.76	mg/L	14.76	mg/L	04:43:12
1	Mn 257.610†	1090451.1	1127413.2	1.411	mg/L	1.411	mg/L	04:43:06
1	Mo 202.031†	6027.4	6203.4	0.4817	mg/L	0.4817	mg/L	04:43:32
1	Ni 231.604†	15733.3	16268.5	0.5558	mg/L	0.5558	mg/L	04:43:12
1	P 214.914†	14800.9	15245.3	10.97	mg/L	10.97	mg/L	04:43:32

1	Pb 220.353†	6105.6	6473.7	0.7702 mg/L	0.7702 mg/L	04:43:32
1	Sb 206.836†	884.2	908.2	0.4633 mg/L	0.4633 mg/L	04:43:32
1	Se 196.026†	683.6	716.1	0.9385 mg/L	0.9385 mg/L	04:43:32
1	Sn 189.927†	1768.9	1748.6	0.5143 mg/L	0.5143 mg/L	04:43:32
1	Sr 407.771†	1988360.3	2052461.5	0.0917 mg/L	0.0917 mg/L	04:43:00
1	Ti 337.279†	1924064.9	1994311.2	2.755 mg/L	2.755 mg/L	04:43:06
1	Tl 190.801†	535.8	554.7	0.4636 mg/L	0.4636 mg/L	04:43:32
1	V 292.402†	133028.0	139282.0	0.5448 mg/L	0.5448 mg/L	04:43:12
1	Zn 213.857†	145203.7	149714.5	2.059 mg/L	2.059 mg/L	04:43:12
2	K 766.490†	58200.7	59913.6	29.30 mg/L	29.30 mg/L	04:42:48
2	Li 670.784†	18719.2	19358.8	0.5448 mg/L	0.5448 mg/L	04:42:48
2	Na 589.592	231360.7	232547.6	29.27 mg/L	29.27 mg/L	04:42:48
2	Y 371.029	3202213.1	3202213.1	0.963 mg/L		04:43:48
2	Ag 328.068†	72734.3	77871.4	0.2804 mg/L	0.2804 mg/L	04:43:53
2	Al 237.313†	331922.4	344628.4	41.16 mg/L	41.16 mg/L	04:43:53
2	As 188.979†	322.7	329.4	0.4747 mg/L	0.4747 mg/L	04:44:13
2	B 182.528†	182.1	194.3	0.4882 mg/L	0.4882 mg/L	04:44:13
2	Ba 233.527†	70557.4	73375.3	0.6774 mg/L	0.6774 mg/L	04:43:53
2	Be 313.107†	238686.1	245315.0	0.0489 mg/L	0.0489 mg/L	04:43:48
2	Ca 315.886†	1746460.7	1812670.5	13.72 mg/L	13.72 mg/L	04:43:48
2	Cd 228.802†	8458.7	8660.0	0.2282 mg/L	0.2282 mg/L	04:44:13
2	Co 228.616†	16560.4	17371.0	0.4986 mg/L	0.4986 mg/L	04:43:53
2	Cr 267.716†	90468.0	93033.1	0.6339 mg/L	0.6339 mg/L	04:43:53
2	Cu 324.752†	388117.9	396245.4	1.432 mg/L	1.432 mg/L	04:43:48
2	Fe 234.349†	4211566.9	4370805.3	95.77 mg/L	95.77 mg/L	04:43:41
2	Fe 238.204†	10051548.9	10432903.2	92.15 mg/L	92.15 mg/L	04:43:41
2	Mg 279.077†	360392.5	373684.3	14.87 mg/L	14.87 mg/L	04:43:53
2	Mn 257.610†	1087306.8	1127018.4	1.411 mg/L	1.411 mg/L	04:43:48
2	Mo 202.031†	5681.3	5859.9	0.4550 mg/L	0.4550 mg/L	04:44:13
2	Ni 231.604†	15678.2	16252.6	0.5553 mg/L	0.5553 mg/L	04:43:53
2	P 214.914†	13943.6	14394.4	10.36 mg/L	10.36 mg/L	04:44:13
2	Pb 220.353†	5720.8	6090.3	0.7248 mg/L	0.7248 mg/L	04:44:13
2	Sb 206.836†	819.4	843.2	0.4289 mg/L	0.4289 mg/L	04:44:13
2	Se 196.026†	644.0	676.8	0.8870 mg/L	0.8870 mg/L	04:44:13
2	Sn 189.927†	1661.8	1642.1	0.4832 mg/L	0.4832 mg/L	04:44:13
2	Sr 407.771†	1990823.5	2060250.0	0.0920 mg/L	0.0920 mg/L	04:43:41
2	Ti 337.279†	1918729.5	1993835.2	2.754 mg/L	2.754 mg/L	04:43:48
2	Tl 190.801†	514.2	533.7	0.4464 mg/L	0.4464 mg/L	04:44:13
2	V 292.402†	133012.2	139615.7	0.5457 mg/L	0.5457 mg/L	04:43:53
2	Zn 213.857†	145437.7	150339.4	2.068 mg/L	2.068 mg/L	04:43:53

Mean Data: BG61408-pdsl

Analyte	Mean Corrected Intensity	Conc.	Calib Units	Std.Dev.	Sample Conc. Units	Std.Dev.	RSD
Y 371.029	3206281.7	0.965	mg/L	0.0017			0.18%
Ag 328.068†	77527.4	0.2792	mg/L	0.00173	0.2792 mg/L	0.00173	0.62%
Al 237.313†	343581.4	41.03	mg/L	0.178	41.03 mg/L	0.178	0.43%
As 188.979†	336.3	0.4846	mg/L	0.01413	0.4846 mg/L	0.01413	2.92%
B 182.528†	197.8	0.4972	mg/L	0.01268	0.4972 mg/L	0.01268	2.55%
Ba 233.527†	73022.7	0.6741	mg/L	0.00460	0.6741 mg/L	0.00460	0.68%
Be 313.107†	245222.8	0.0489	mg/L	0.00003	0.0489 mg/L	0.00003	0.06%
Ca 315.886†	1813602.7	13.73	mg/L	0.010	13.73 mg/L	0.010	0.07%
Cd 228.802†	8903.7	0.2345	mg/L	0.00897	0.2345 mg/L	0.00897	3.83%
Co 228.616†	17289.0	0.4962	mg/L	0.00338	0.4962 mg/L	0.00338	0.68%
Cr 267.716†	92854.2	0.6326	mg/L	0.00173	0.6326 mg/L	0.00173	0.27%
Cu 324.752†	396039.7	1.431	mg/L	0.0011	1.431 mg/L	0.0011	0.08%
Fe 234.349†	4363615.4	95.61	mg/L	0.223	95.61 mg/L	0.223	0.23%
Fe 238.204†	10416148.9	92.00	mg/L	0.209	92.00 mg/L	0.209	0.23%
K 766.490†	59939.0	29.31	mg/L	0.018	29.31 mg/L	0.018	0.06%
Li 670.784†	19364.0	0.5450	mg/L	0.00021	0.5450 mg/L	0.00021	0.04%
Mg 279.077†	372218.2	14.82	mg/L	0.083	14.82 mg/L	0.083	0.56%
Mn 257.610†	1127215.8	1.411	mg/L	0.0003	1.411 mg/L	0.0003	0.02%
Mo 202.031†	6031.6	0.4683	mg/L	0.01888	0.4683 mg/L	0.01888	4.03%
Na 589.592	233186.8	29.35	mg/L	0.114	29.35 mg/L	0.114	0.39%
Ni 231.604†	16260.5	0.5556	mg/L	0.00039	0.5556 mg/L	0.00039	0.07%
P 214.914†	14819.9	10.67	mg/L	0.433	10.67 mg/L	0.433	4.06%
Pb 220.353†	6282.0	0.7475	mg/L	0.03213	0.7475 mg/L	0.03213	4.30%
Sb 206.836†	875.7	0.4461	mg/L	0.02428	0.4461 mg/L	0.02428	5.44%
Se 196.026†	696.4	0.9128	mg/L	0.03642	0.9128 mg/L	0.03642	3.99%
Sn 189.927†	1695.4	0.4987	mg/L	0.02197	0.4987 mg/L	0.02197	4.41%
Sr 407.771†	2056355.8	0.0919	mg/L	0.00025	0.0919 mg/L	0.00025	0.27%

Ti 337.279†	1994073.2	2.754 mg/L	0.0005	2.754 mg/L	0.0005	0.02%
Tl 190.801†	544.2	0.4550 mg/L	0.01213	0.4550 mg/L	0.01213	2.67%
V 292.402†	139448.8	0.5452 mg/L	0.00059	0.5452 mg/L	0.00059	0.11%
Zn 213.857†	150027.0	2.064 mg/L	0.0061	2.064 mg/L	0.0061	0.30%

Matrix Recovery Check: BG61408-pds1

Analyte	Expected Conc.	Measured Conc.	Std. Dev.	Units	Recovery (%)
K 766.490	29.81	29.31	0.018	mg/L	98.0
Li 670.784	0.5485	0.5450	0.000	mg/L	99.3
Na 589.592	30.48	29.35	0.114	mg/L	95.5
Ag 328.068	0.2889	0.2792	0.002	mg/L	96.1
Al 237.313	40.30	41.03	0.178	mg/L	129.3
As 188.979	0.5354	0.4846	0.014	mg/L	89.9
B 182.528	0.5200	0.4972	0.013	mg/L	95.4
Ba 233.527	0.6938	0.6741	0.005	mg/L	96.1
Be 313.107	0.0510	0.0489	0.000	mg/L	95.8
Ca 315.886	13.74	13.73	0.010	mg/L	99.8
Cd 228.802	0.2531	0.2345	0.009	mg/L	92.6
Co 228.616	0.5232	0.4962	0.003	mg/L	94.6
Cr 267.716	0.6487	0.6326	0.002	mg/L	96.8
Cu 324.752	1.480	1.431	0.001	mg/L	90.2
Fe 234.349	95.61	95.61	0.223	mg/L	100.1
Fe 238.204	92.10	92.00	0.209	mg/L	96.2
Mg 279.077	14.84	14.82	0.083	mg/L	99.4
Mn 257.610	1.433	1.411	0.000	mg/L	95.6
Mo 202.031	0.5051	0.4683	0.019	mg/L	92.6
Ni 231.604	0.5772	0.5556	0.000	mg/L	95.7
P 214.914	11.28	10.67	0.433	mg/L	87.7
Pb 220.353	0.8024	0.7475	0.032	mg/L	89.0
Sb 206.836	0.5081	0.4461	0.024	mg/L	87.6
Se 196.026	1.004	0.9128	0.036	mg/L	90.9
Sn 189.927	0.5150	0.4987	0.022	mg/L	96.8
Sr 407.771	0.0933	0.0919	0.000	mg/L	97.1
Ti 337.279	2.764	2.754	0.000	mg/L	98.1
Tl 190.801	0.5026	0.4550	0.012	mg/L	90.5
V 292.402	0.5627	0.5452	0.001	mg/L	96.5
Zn 213.857	2.081	2.064	0.006	mg/L	96.4

Sequence No.: 154

Sample ID: 0607173-11

Analyst:

Initial Sample Wt:

Dilution:

Autosampler Location: 126

Date Collected: 7/16/2006 4:45:51 AM

Data Type: Original

Initial Sample Vol:

Sample Prep Vol:

Replicate Data: 0607173-11

Repl#	Analyte	Net		Calib. Conc. Units	Sample		Analysis Time
		Intensity	Corrected Intensity		Conc. Units	Conc. Units	
1	K 766.490†	11560.1	11260.7	5.484 mg/L	5.484 mg/L	04:47:29	
1	Li 670.784†	2385.2	2354.3	0.0632 mg/L	0.0632 mg/L	04:47:29	
1	Na 589.592	43880.9	45067.8	5.535 mg/L	5.535 mg/L	04:47:29	
1	Y 371.029	3267004.0	3267004.0	0.983 mg/L		04:47:46	
1	Ag 328.068†	24080.7	26871.1	0.0976 mg/L	0.0976 mg/L	04:47:51	
1	Al 237.313†	334950.5	340876.3	40.78 mg/L	40.78 mg/L	04:47:51	
1	As 188.979†	37.7	32.8	0.0441 mg/L	0.0441 mg/L	04:48:12	
1	B 182.528†	5.0	10.3	0.0257 mg/L	0.0257 mg/L	04:48:12	
1	Ba 233.527†	26868.8	27471.5	0.2528 mg/L	0.2528 mg/L	04:47:51	
1	Be 313.107†	16384.2	14218.5	0.0014 mg/L	0.0014 mg/L	04:47:51	
1	Ca 315.886†	823963.7	838115.4	6.342 mg/L	6.342 mg/L	04:47:46	
1	Cd 228.802†	247.9	131.7	0.0034 mg/L	0.0034 mg/L	04:48:12	
1	Co 228.616†	613.1	804.4	0.0166 mg/L	0.0166 mg/L	04:48:12	
1	Cr 267.716†	14472.6	13848.5	0.0962 mg/L	0.0962 mg/L	04:47:51	
1	Cu 324.752†	187996.9	184640.8	0.6737 mg/L	0.6737 mg/L	04:47:51	
1	Fe 234.349†	3514495.5	3574863.6	78.33 mg/L	78.33 mg/L	04:47:46	
1	Fe 238.204†	8478753.1	8625724.7	76.19 mg/L	76.19 mg/L	04:47:46	
1	Mg 279.077†	268219.8	272483.3	10.83 mg/L	10.83 mg/L	04:47:51	
1	Mn 257.610†	594690.1	603418.0	0.7543 mg/L	0.7543 mg/L	04:47:46	
1	Mo 202.031†	115.9	80.4	0.0058 mg/L	0.0058 mg/L	04:48:12	
1	Ni 231.604†	4216.3	4267.9	0.1437 mg/L	0.1437 mg/L	04:47:51	

1	P 214.914†	7352.2	7400.8	5.333 mg/L	5.333 mg/L	04:47:51
1	Pb 220.353†	1938.6	2124.4	0.2551 mg/L	0.2551 mg/L	04:48:12
1	Sb 206.836†	31.1	24.3	0.0068 mg/L	0.0068 mg/L	04:48:12
1	Se 196.026†	-12.2	-4.1	-0.0055 mg/L	-0.0055 mg/L	04:48:12
1	Sn 189.927†	207.6	128.2	0.0403 mg/L	0.0403 mg/L	04:48:12
1	Sr 407.771†	2532856.1	2570761.6	0.1149 mg/L	0.1149 mg/L	04:47:46
1	Ti 337.279†	1691515.9	1723155.3	2.380 mg/L	2.380 mg/L	04:47:46
1	Tl 190.801†	-4.6	-4.8	0.0028 mg/L	0.0028 mg/L	04:48:12
1	V 292.402†	19522.2	21406.1	0.0713 mg/L	0.0713 mg/L	04:47:51
1	Zn 213.857†	107722.8	108972.0	1.499 mg/L	1.499 mg/L	04:47:51
2	K 766.490†	11640.4	11315.3	5.510 mg/L	5.510 mg/L	04:47:34
2	Li 670.784†	2366.2	2329.5	0.0625 mg/L	0.0625 mg/L	04:47:34
2	Na 589.592	43882.6	45069.5	5.535 mg/L	5.535 mg/L	04:47:34
2	Y 371.029	3274503.2	3274503.2	0.985 mg/L		04:48:21
2	Ag 328.068†	23970.4	26702.9	0.0970 mg/L	0.0970 mg/L	04:48:26
2	Al 237.313†	332195.0	337298.5	40.35 mg/L	40.35 mg/L	04:48:26
2	As 188.979†	39.8	34.9	0.0472 mg/L	0.0472 mg/L	04:48:46
2	B 182.528†	5.5	10.9	0.0271 mg/L	0.0271 mg/L	04:48:46
2	Ba 233.527†	26584.3	27120.0	0.2496 mg/L	0.2496 mg/L	04:48:26
2	Be 313.107†	16198.1	13991.4	0.0014 mg/L	0.0014 mg/L	04:48:26
2	Ca 315.886†	825136.7	837386.2	6.336 mg/L	6.336 mg/L	04:48:21
2	Cd 228.802†	245.3	128.6	0.0033 mg/L	0.0033 mg/L	04:48:46
2	Co 228.616†	618.3	808.2	0.0167 mg/L	0.0167 mg/L	04:48:46
2	Cr 267.716†	14273.7	13612.8	0.0946 mg/L	0.0946 mg/L	04:48:26
2	Cu 324.752†	185181.6	181344.9	0.6619 mg/L	0.6619 mg/L	04:48:26
2	Fe 234.349†	3516646.7	3568858.0	78.20 mg/L	78.20 mg/L	04:48:21
2	Fe 238.204†	8487361.0	8614705.9	76.09 mg/L	76.09 mg/L	04:48:21
2	Mg 279.077†	265304.8	268899.2	10.69 mg/L	10.69 mg/L	04:48:26
2	Mn 257.610†	595923.1	603283.8	0.7541 mg/L	0.7541 mg/L	04:48:21
2	Mo 202.031†	116.7	80.9	0.0058 mg/L	0.0058 mg/L	04:48:46
2	Ni 231.604†	4157.0	4197.8	0.1413 mg/L	0.1413 mg/L	04:48:26
2	P 214.914†	7268.6	7298.9	5.259 mg/L	5.259 mg/L	04:48:26
2	Pb 220.353†	1946.3	2127.6	0.2554 mg/L	0.2554 mg/L	04:48:46
2	Sb 206.836†	30.4	23.5	0.0064 mg/L	0.0064 mg/L	04:48:46
2	Se 196.026†	0.1	8.4	0.0109 mg/L	0.0109 mg/L	04:48:46
2	Sn 189.927†	207.8	128.0	0.0403 mg/L	0.0403 mg/L	04:48:46
2	Sr 407.771†	2540301.7	2572417.8	0.1150 mg/L	0.1150 mg/L	04:48:21
2	Ti 337.279†	1695839.3	1723602.6	2.381 mg/L	2.381 mg/L	04:48:21
2	Tl 190.801†	-5.8	-5.9	0.0019 mg/L	0.0019 mg/L	04:48:46
2	V 292.402†	19461.2	21298.7	0.0709 mg/L	0.0709 mg/L	04:48:26
2	Zn 213.857†	106613.6	107595.1	1.480 mg/L	1.480 mg/L	04:48:26

 Mean Data: 0607173-11

Analyte	Mean Corrected Intensity	Conc. Units	Calib	Std.Dev.	Sample Conc. Units	Std.Dev.	RSD
Y 371.029	3270753.6	0.984 mg/L		0.0016			0.16%
Ag 328.068†	26787.0	0.0973 mg/L		0.00043	0.0973 mg/L	0.00043	0.44%
Al 237.313†	339087.4	40.56 mg/L		0.305	40.56 mg/L	0.305	0.75%
As 188.979†	33.8	0.0457 mg/L		0.00215	0.0457 mg/L	0.00215	4.70%
B 182.528†	10.6	0.0264 mg/L		0.00098	0.0264 mg/L	0.00098	3.73%
Ba 233.527†	27295.8	0.2512 mg/L		0.00230	0.2512 mg/L	0.00230	0.92%
Be 313.107†	14104.9	0.0014 mg/L		0.00003	0.0014 mg/L	0.00003	2.44%
Ca 315.886†	837750.8	6.339 mg/L		0.0039	6.339 mg/L	0.0039	0.06%
Cd 228.802†	130.2	0.0034 mg/L		0.00007	0.0034 mg/L	0.00007	2.13%
Co 228.616†	806.3	0.0167 mg/L		0.00008	0.0167 mg/L	0.00008	0.46%
Cr 267.716†	13730.7	0.0954 mg/L		0.00114	0.0954 mg/L	0.00114	1.19%
Cu 324.752†	182992.9	0.6678 mg/L		0.00833	0.6678 mg/L	0.00833	1.25%
Fe 234.349†	3571860.8	78.27 mg/L		0.093	78.27 mg/L	0.093	0.12%
Fe 238.204†	8620215.3	76.14 mg/L		0.069	76.14 mg/L	0.069	0.09%
K 766.490†	11288.0	5.497 mg/L		0.0189	5.497 mg/L	0.0189	0.34%
Li 670.784†	2341.9	0.0629 mg/L		0.00050	0.0629 mg/L	0.00050	0.79%
Mg 279.077†	270691.2	10.76 mg/L		0.101	10.76 mg/L	0.101	0.94%
Mn 257.610†	603350.9	0.7542 mg/L		0.00012	0.7542 mg/L	0.00012	0.02%
Mo 202.031†	80.6	0.0058 mg/L		0.00003	0.0058 mg/L	0.00003	0.50%
Na 589.592	45068.6	5.535 mg/L		0.0001	5.535 mg/L	0.0001	0.00%
Ni 231.604†	4232.8	0.1425 mg/L		0.00170	0.1425 mg/L	0.00170	1.19%
P 214.914†	7349.8	5.296 mg/L		0.0518	5.296 mg/L	0.0518	0.98%
Pb 220.353†	2126.0	0.2552 mg/L		0.00022	0.2552 mg/L	0.00022	0.09%
Sb 206.836†	23.9	0.0066 mg/L		0.00028	0.0066 mg/L	0.00028	4.24%
Se 196.026†	2.1	0.0027 mg/L		0.01158	0.0027 mg/L	0.01158	434.53%
Sn 189.927†	128.1	0.0403 mg/L		0.00004	0.0403 mg/L	0.00004	0.11%

Sr 407.771†	2571589.7	0.1150 mg/L	0.00005	0.1150 mg/L	0.00005	0.05%
Ti 337.279†	1723379.0	2.380 mg/L	0.0004	2.380 mg/L	0.0004	0.02%
Tl 190.801†	-5.3	0.0024 mg/L	0.00066	0.0024 mg/L	0.00066	27.80%
V 292.402†	21352.4	0.0711 mg/L	0.00029	0.0711 mg/L	0.00029	0.41%
Zn 213.857†	108283.6	1.490 mg/L	0.0134	1.490 mg/L	0.0134	0.90%

Sequence No.: 155

Autosampler Location: 127

Sample ID: 0607173-12 x10

Date Collected: 7/16/2006 4:50:24 AM

Analyst:

Data Type: Original

Initial Sample Wt:

Initial Sample Vol:

Dilution:

Sample Prep Vol:

Replicate Data: 0607173-12 x10

Repl#	Analyte	Net Intensity	Corrected Intensity	Calib. Conc. Units	Sample Conc. Units	Analysis Time
1	K 766.490†	2195.8	1776.1	0.8411 mg/L	0.8411 mg/L	04:52:01
1	Li 670.784†	417.0	360.0	0.0067 mg/L	0.0067 mg/L	04:52:01
1	Na 589.592	4887.9	6074.7	0.5974 mg/L	0.5974 mg/L	04:52:01
1	Y 371.029	3205139.3	3205139.3	0.964 mg/L		04:52:17
1	Ag 328.068†	18349.3	21400.0	0.0755 mg/L	0.0755 mg/L	04:52:22
1	Al 237.313†	62471.5	64867.2	7.764 mg/L	7.764 mg/L	04:52:22
1	As 188.979†	14.6	9.5	0.0122 mg/L	0.0122 mg/L	04:52:42
1	B 182.528†	-0.4	4.9	0.0120 mg/L	0.0120 mg/L	04:52:42
1	Ba 233.527†	10407.7	10927.4	0.0998 mg/L	0.0998 mg/L	04:52:22
1	Be 313.107†	4536.4	2253.0	0.0004 mg/L	0.0004 mg/L	04:52:22
1	Ca 315.886†	1060798.5	1099917.5	8.324 mg/L	8.324 mg/L	04:52:17
1	Cd 228.802†	261.1	150.3	0.0037 mg/L	0.0037 mg/L	04:52:42
1	Co 228.616†	175.0	362.0	0.0081 mg/L	0.0081 mg/L	04:52:42
1	Cr 267.716†	4295.7	3578.3	0.0229 mg/L	0.0229 mg/L	04:52:22
1	Cu 324.752†	2182334.0	2256653.0	8.054 mg/L	8.054 mg/L	04:52:17
1	Fe 234.349†	601360.3	622681.0	13.63 mg/L	13.63 mg/L	04:52:17
1	Fe 238.204†	1498133.8	1552659.9	13.70 mg/L	13.70 mg/L	04:52:17
1	Mg 279.077†	80559.6	83129.1	3.294 mg/L	3.294 mg/L	04:52:22
1	Mn 257.610†	282225.6	291041.0	0.3627 mg/L	0.3627 mg/L	04:52:17
1	Mo 202.031†	57.2	21.7	0.0012 mg/L	0.0012 mg/L	04:52:42
1	Ni 231.604†	21051.2	21810.1	0.7453 mg/L	0.7453 mg/L	04:52:22
1	P 214.914†	2803.7	2827.9	2.045 mg/L	2.045 mg/L	04:52:22
1	Pb 220.353†	8932.2	9415.4	1.112 mg/L	1.112 mg/L	04:52:22
1	Sb 206.836†	4.2	-3.0	-0.0040 mg/L	-0.0040 mg/L	04:52:42
1	Se 196.026†	-6.2	1.8	0.0023 mg/L	0.0023 mg/L	04:52:42
1	Sn 189.927†	1555.9	1530.7	0.4448 mg/L	0.4448 mg/L	04:52:42
1	Sr 407.771†	564855.7	579497.0	0.0257 mg/L	0.0257 mg/L	04:52:17
1	Ti 337.279†	199321.9	208825.2	0.2878 mg/L	0.2878 mg/L	04:52:17
1	Tl 190.801†	6.3	6.5	0.0090 mg/L	0.0090 mg/L	04:52:42
1	V 292.402†	15757.8	17885.4	0.0684 mg/L	0.0684 mg/L	04:52:22
1	Zn 213.857†	143666.8	148365.0	2.045 mg/L	2.045 mg/L	04:52:22
2	K 766.490†	2178.3	1756.7	0.8316 mg/L	0.8316 mg/L	04:52:07
2	Li 670.784†	460.9	405.3	0.0080 mg/L	0.0080 mg/L	04:52:07
2	Na 589.592	4815.1	6002.0	0.5882 mg/L	0.5882 mg/L	04:52:07
2	Y 371.029	3206855.6	3206855.6	0.965 mg/L		04:52:50
2	Ag 328.068†	18361.5	21402.4	0.0755 mg/L	0.0755 mg/L	04:52:55
2	Al 237.313†	62375.0	64732.5	7.748 mg/L	7.748 mg/L	04:52:55
2	As 188.979†	13.5	8.3	0.0106 mg/L	0.0106 mg/L	04:53:15
2	B 182.528†	-2.5	2.7	0.0064 mg/L	0.0064 mg/L	04:53:15
2	Ba 233.527†	10504.2	11021.7	0.1007 mg/L	0.1007 mg/L	04:52:55
2	Be 313.107†	4659.6	2378.1	0.0004 mg/L	0.0004 mg/L	04:52:55
2	Ca 315.886†	1063095.9	1101710.0	8.338 mg/L	8.338 mg/L	04:52:50
2	Cd 228.802†	253.8	142.6	0.0036 mg/L	0.0036 mg/L	04:53:15
2	Co 228.616†	166.1	352.7	0.0078 mg/L	0.0078 mg/L	04:53:15
2	Cr 267.716†	4330.0	3611.5	0.0231 mg/L	0.0231 mg/L	04:52:55
2	Cu 324.752†	2180254.3	2253285.9	8.042 mg/L	8.042 mg/L	04:52:50
2	Fe 234.349†	601828.9	622833.0	13.63 mg/L	13.63 mg/L	04:52:50
2	Fe 238.204†	1500907.6	1554703.6	13.72 mg/L	13.72 mg/L	04:52:50
2	Mg 279.077†	80503.0	83025.7	3.290 mg/L	3.290 mg/L	04:52:55
2	Mn 257.610†	282578.3	291250.0	0.3629 mg/L	0.3629 mg/L	04:52:50
2	Mo 202.031†	77.7	43.0	0.0029 mg/L	0.0029 mg/L	04:53:15
2	Ni 231.604†	21250.8	22005.3	0.7520 mg/L	0.7520 mg/L	04:52:55
2	P 214.914†	2690.3	2708.8	1.960 mg/L	1.960 mg/L	04:52:55
2	Pb 220.353†	8869.7	9345.6	1.104 mg/L	1.104 mg/L	04:52:55
2	Sb 206.836†	6.7	-0.5	-0.0026 mg/L	-0.0026 mg/L	04:53:15

2	Se 196.026†	-11.1	-3.3	-0.0045 mg/L	-0.0045 mg/L	04:53:15
2	Sn 189.927†	1557.3	1531.2	0.4450 mg/L	0.4450 mg/L	04:53:15
2	Sr 407.771†	565383.0	579730.1	0.0257 mg/L	0.0257 mg/L	04:52:50
2	Ti 337.279†	199616.3	209019.7	0.2880 mg/L	0.2880 mg/L	04:52:50
2	Tl 190.801†	-3.1	-3.2	0.0011 mg/L	0.0011 mg/L	04:53:15
2	V 292.402†	15831.9	17953.5	0.0687 mg/L	0.0687 mg/L	04:52:55
2	Zn 213.857†	143790.2	148413.1	2.045 mg/L	2.045 mg/L	04:52:55

Mean Data: 0607173-12 x10

Analyte	Mean Corrected Intensity	Calib Conc. Units	Std.Dev.	Sample Conc. Units	Std.Dev.	RSD
Y 371.029	3205997.4	0.964 mg/L	0.0004			0.04%
Ag 328.068†	21401.2	0.0755 mg/L	0.00001	0.0755 mg/L	0.00001	0.01%
Al 237.313†	64799.9	7.756 mg/L	0.0115	7.756 mg/L	0.0115	0.15%
As 188.979†	8.9	0.0114 mg/L	0.00118	0.0114 mg/L	0.00118	10.33%
B 182.528†	3.8	0.0092 mg/L	0.00395	0.0092 mg/L	0.00395	43.06%
Ba 233.527†	10974.5	0.1002 mg/L	0.00062	0.1002 mg/L	0.00062	0.62%
Be 313.107†	2315.5	0.0004 mg/L	0.00002	0.0004 mg/L	0.00002	4.88%
Ca 315.886†	1100813.8	8.331 mg/L	0.0096	8.331 mg/L	0.0096	0.12%
Cd 228.802†	146.4	0.0036 mg/L	0.00014	0.0036 mg/L	0.00014	3.75%
Co 228.616†	357.4	0.0079 mg/L	0.00019	0.0079 mg/L	0.00019	2.44%
Cr 267.716†	3594.9	0.0230 mg/L	0.00016	0.0230 mg/L	0.00016	0.69%
Cu 324.752†	2254969.5	8.048 mg/L	0.0085	8.048 mg/L	0.0085	0.11%
Fe 234.349†	622757.0	13.63 mg/L	0.002	13.63 mg/L	0.002	0.02%
Fe 238.204†	1553681.7	13.71 mg/L	0.013	13.71 mg/L	0.013	0.09%
K 766.490†	1766.4	0.8364 mg/L	0.00670	0.8364 mg/L	0.00670	0.80%
Li 670.784†	382.6	0.0074 mg/L	0.00091	0.0074 mg/L	0.00091	12.32%
Mg 279.077†	83077.4	3.292 mg/L	0.0029	3.292 mg/L	0.0029	0.09%
Mn 257.610†	291145.5	0.3628 mg/L	0.00019	0.3628 mg/L	0.00019	0.05%
Mo 202.031†	32.3	0.0021 mg/L	0.00117	0.0021 mg/L	0.00117	56.61%
Na 589.592	6038.4	0.5928 mg/L	0.00652	0.5928 mg/L	0.00652	1.10%
Ni 231.604†	21907.7	0.7486 mg/L	0.00473	0.7486 mg/L	0.00473	0.63%
P 214.914†	2768.4	2.002 mg/L	0.0605	2.002 mg/L	0.0605	3.02%
Pb 220.353†	9380.5	1.108 mg/L	0.0058	1.108 mg/L	0.0058	0.53%
Sb 206.836†	-1.8	-0.0033 mg/L	0.00096	-0.0033 mg/L	0.00096	29.04%
Se 196.026†	-0.7	-0.0011 mg/L	0.00476	-0.0011 mg/L	0.00476	439.02%
Sn 189.927†	1530.9	0.4449 mg/L	0.00012	0.4449 mg/L	0.00012	0.03%
Sr 407.771†	579613.6	0.0257 mg/L	0.00001	0.0257 mg/L	0.00001	0.03%
Ti 337.279†	208922.4	0.2879 mg/L	0.00019	0.2879 mg/L	0.00019	0.07%
Tl 190.801†	1.6	0.0051 mg/L	0.00558	0.0051 mg/L	0.00558	109.73%
V 292.402†	17919.4	0.0685 mg/L	0.00021	0.0685 mg/L	0.00021	0.31%
Zn 213.857†	148389.1	2.045 mg/L	0.0004	2.045 mg/L	0.0004	0.02%

=====

Sequence No.: 156

Sample ID: 0607173-13

Analyst:

Initial Sample Wt:

Dilution:

Autosampler Location: 128

Date Collected: 7/16/2006 4:54:52 AM

Data Type: Original

Initial Sample Vol:

Sample Prep Vol:

Replicate Data: 0607173-13

Repl#	Analyte	Net Intensity	Corrected Intensity	Calib. Conc. Units	Sample Conc. Units	Analysis Time
1	K 766.490†	14820.4	14915.5	7.273 mg/L	7.273 mg/L	04:56:31
1	Li 670.784†	2440.6	2466.3	0.0664 mg/L	0.0664 mg/L	04:56:31
1	Na 589.592	46427.1	47614.0	5.857 mg/L	5.857 mg/L	04:56:31
1	Y 371.029	3195461.1	3195461.1	0.961 mg/L		04:57:00
1	Ag 328.068†	178897.0	188465.4	0.6758 mg/L	0.6758 mg/L	04:57:05
1	Al 237.313†	518171.4	539099.7	64.46 mg/L	64.46 mg/L	04:57:00
1	As 188.979†	59.3	56.1	0.0774 mg/L	0.0774 mg/L	04:57:26
1	B 182.528†	11.1	16.8	0.0419 mg/L	0.0419 mg/L	04:57:26
1	Ba 233.527†	78478.7	81770.1	0.7551 mg/L	0.7551 mg/L	04:57:05
1	Be 313.107†	22746.0	21209.5	0.0027 mg/L	0.0027 mg/L	04:57:05
1	Ca 315.886†	16401680.1	17061412.5	129.2 mg/L	129.2 mg/L	04:56:51
1	Cd 228.802†	1146.6	1072.2	0.0286 mg/L	0.0286 mg/L	04:57:26
1	Co 228.616†	1603.2	1848.3	0.0457 mg/L	0.0457 mg/L	04:57:26
1	Cr 267.716†	18168.8	18023.1	0.1269 mg/L	0.1269 mg/L	04:57:05
1	Cu 324.752†	3042964.0	3158767.7	11.30 mg/L	11.30 mg/L	04:57:00
1	Fe 234.349†	5773213.0	6004526.0	131.6 mg/L	131.6 mg/L	04:57:00
1	Fe 238.204†	13390272.6	13928016.5	123.0 mg/L	123.0 mg/L	04:56:51

1	Mg 279.077†	475152.6	493852.5	19.66 mg/L	19.66 mg/L	04:57:00
1	Mn 257.610†	1496480.9	1555041.6	1.947 mg/L	1.947 mg/L	04:57:00
1	Mo 202.031†	282.3	256.1	0.0195 mg/L	0.0195 mg/L	04:57:26
1	Ni 231.604†	14532.9	15095.6	0.5151 mg/L	0.5151 mg/L	04:57:05
1	P 214.914†	11025.5	11389.4	8.200 mg/L	8.200 mg/L	04:57:05
1	Pb 220.353†	60131.4	62702.8	7.429 mg/L	7.429 mg/L	04:57:05
1	Sb 206.836†	23.0	16.5	0.0017 mg/L	0.0017 mg/L	04:57:26
1	Se 196.026†	-14.9	-7.3	-0.0097 mg/L	-0.0097 mg/L	04:57:26
1	Sn 189.927†	943.0	898.0	0.2677 mg/L	0.2677 mg/L	04:57:26
1	Sr 407.771†	Saturated2	Saturated2			04:57:26
Saturated in preshot (code 2)						
1	Ti 337.279†	2082327.1	2168224.2	2.995 mg/L	2.995 mg/L	04:57:00
1	Tl 190.801†	8.5	8.7	0.0327 mg/L	0.0327 mg/L	04:57:26
1	V 292.402†	36771.7	39794.4	0.1369 mg/L	0.1369 mg/L	04:57:05
1	Zn 213.857†	469741.0	488011.0	6.734 mg/L	6.734 mg/L	04:57:00
2	K 766.490†	14644.2	14632.2	7.134 mg/L	7.134 mg/L	04:56:36
2	Li 670.784†	2481.9	2492.3	0.0671 mg/L	0.0671 mg/L	04:56:36
2	Na 589.592	46747.7	47934.5	5.898 mg/L	5.898 mg/L	04:56:36
2	Y 371.029	3216578.4	3216578.4	0.968 mg/L		04:57:46
2	Ag 328.068†	180877.9	189290.6	0.6787 mg/L	0.6787 mg/L	04:57:51
2	Al 237.313†	520393.9	537857.6	64.31 mg/L	64.31 mg/L	04:57:46
2	As 188.979†	60.6	57.0	0.0787 mg/L	0.0787 mg/L	04:58:12
2	B 182.528†	22.4	28.4	0.0710 mg/L	0.0710 mg/L	04:58:12
2	Ba 233.527†	79088.8	81864.7	0.7560 mg/L	0.7560 mg/L	04:57:51
2	Be 313.107†	22782.7	21092.1	0.0026 mg/L	0.0026 mg/L	04:57:51
2	Ca 315.886†	16474303.9	17024450.1	128.9 mg/L	128.9 mg/L	04:57:37
2	Cd 228.802†	1166.2	1084.7	0.0289 mg/L	0.0289 mg/L	04:58:12
2	Co 228.616†	1634.8	1869.9	0.0463 mg/L	0.0463 mg/L	04:58:12
2	Cr 267.716†	18199.4	17930.7	0.1263 mg/L	0.1263 mg/L	04:57:51
2	Cu 324.752†	3054867.4	3150287.3	11.27 mg/L	11.27 mg/L	04:57:46
2	Fe 234.349†	5797509.7	5990207.3	131.3 mg/L	131.3 mg/L	04:57:46
2	Fe 238.204†	13449838.6	13898125.9	122.8 mg/L	122.8 mg/L	04:57:37
2	Mg 279.077†	477434.4	492965.6	19.63 mg/L	19.63 mg/L	04:57:46
2	Mn 257.610†	1502189.9	1550721.4	1.942 mg/L	1.942 mg/L	04:57:46
2	Mo 202.031†	282.5	254.4	0.0193 mg/L	0.0193 mg/L	04:58:12
2	Ni 231.604†	14638.0	15105.0	0.5154 mg/L	0.5154 mg/L	04:57:51
2	P 214.914†	11189.0	11483.1	8.267 mg/L	8.267 mg/L	04:57:51
2	Pb 220.353†	60870.0	63055.4	7.471 mg/L	7.471 mg/L	04:57:51
2	Sb 206.836†	26.1	19.6	0.0033 mg/L	0.0033 mg/L	04:58:12
2	Se 196.026†	-7.9	0.1	0.0000 mg/L	0.0000 mg/L	04:58:12
2	Sn 189.927†	947.7	896.4	0.2673 mg/L	0.2673 mg/L	04:58:12
2	Sr 407.771†	Saturated2	Saturated2			04:58:12
Saturated in preshot (code 2)						
2	Ti 337.279†	2092933.5	2164964.1	2.990 mg/L	2.990 mg/L	04:57:46
2	Tl 190.801†	6.9	7.0	0.0312 mg/L	0.0312 mg/L	04:58:12
2	V 292.402†	37008.4	39787.9	0.1369 mg/L	0.1369 mg/L	04:57:51
2	Zn 213.857†	471794.9	486925.4	6.719 mg/L	6.719 mg/L	04:57:46

Mean Data: 0607173-13

Analyte	Mean Corrected Intensity	Calib Conc.	Units	Std.Dev.	Sample Conc.	Units	Std.Dev.	RSD
Y 371.029	3206019.7	0.964	mg/L	0.0045				0.47%
Ag 328.068†	188878.0	0.6772	mg/L	0.00207	0.6772	mg/L	0.00207	0.31%
Al 237.313†	538478.6	64.38	mg/L	0.105	64.38	mg/L	0.105	0.16%
As 188.979†	56.6	0.0781	mg/L	0.00090	0.0781	mg/L	0.00090	1.15%
B 182.528†	22.6	0.0565	mg/L	0.02063	0.0565	mg/L	0.02063	36.55%
Ba 233.527†	81817.4	0.7555	mg/L	0.00062	0.7555	mg/L	0.00062	0.08%
Be 313.107†	21150.8	0.0026	mg/L	0.00002	0.0026	mg/L	0.00002	0.60%
Ca 315.886†	17042931.3	129.0	mg/L	0.20	129.0	mg/L	0.20	0.15%
Cd 228.802†	1078.4	0.0288	mg/L	0.00023	0.0288	mg/L	0.00023	0.79%
Co 228.616†	1859.1	0.0460	mg/L	0.00045	0.0460	mg/L	0.00045	0.98%
Cr 267.716†	17976.9	0.1266	mg/L	0.00045	0.1266	mg/L	0.00045	0.36%
Cu 324.752†	3154527.5	11.28	mg/L	0.021	11.28	mg/L	0.021	0.19%
Fe 234.349†	5997366.7	131.4	mg/L	0.22	131.4	mg/L	0.22	0.17%
Fe 238.204†	13913071.2	122.9	mg/L	0.19	122.9	mg/L	0.19	0.15%
K 766.490†	14773.9	7.203	mg/L	0.0980	7.203	mg/L	0.0980	1.36%
Li 670.784†	2479.3	0.0668	mg/L	0.00052	0.0668	mg/L	0.00052	0.78%
Mg 279.077†	493409.1	19.65	mg/L	0.025	19.65	mg/L	0.025	0.13%
Mn 257.610†	1552881.5	1.945	mg/L	0.0038	1.945	mg/L	0.0038	0.20%
Mo 202.031†	255.3	0.0194	mg/L	0.00010	0.0194	mg/L	0.00010	0.51%
Na 589.592	47774.3	5.877	mg/L	0.0287	5.877	mg/L	0.0287	0.49%

Ni 231.604†	15100.3	0.5152 mg/L	0.00023	0.5152 mg/L	0.00023	0.04%
P 214.914†	11436.2	8.233 mg/L	0.0476	8.233 mg/L	0.0476	0.58%
Pb 220.353†	62879.1	7.450 mg/L	0.0295	7.450 mg/L	0.0295	0.40%
Sb 206.836†	18.1	0.0025 mg/L	0.00116	0.0025 mg/L	0.00116	46.81%
Se 196.026†	-3.6	-0.0048 mg/L	0.00685	-0.0048 mg/L	0.00685	141.32%
Sn 189.927†	897.2	0.2675 mg/L	0.00034	0.2675 mg/L	0.00034	0.13%
Sr 407.771†	Saturated2					
Ti 337.279†	2166594.1	2.993 mg/L	0.0032	2.993 mg/L	0.0032	0.11%
Tl 190.801†	7.9	0.0320 mg/L	0.00105	0.0320 mg/L	0.00105	3.29%
V 292.402†	39791.1	0.1369 mg/L	0.00001	0.1369 mg/L	0.00001	0.01%
Zn 213.857†	487468.2	6.727 mg/L	0.0106	6.727 mg/L	0.0106	0.16%

Sequence No.: 157
 Sample ID: CCV
 Analyst:
 Initial Sample Wt:
 Dilution:

Autosampler Location: 3
 Date Collected: 7/16/2006 4:59:50 AM
 Data Type: Original
 Initial Sample Vol:
 Sample Prep Vol:

Replicate Data: CCV

Repl#	Analyte	Net Intensity	Corrected Intensity	Calib. Conc. Units	Sample Conc. Units	Analysis Time
1	K 766.490†	48785.6	51312.0	25.09 mg/L	25.09 mg/L	05:01:24
1	Li 670.784†	17229.7	18226.4	0.5128 mg/L	0.5128 mg/L	05:01:24
1	Na 589.592	195306.9	196493.8	24.71 mg/L	24.71 mg/L	05:01:24
1	Y 371.029	3129807.9	3129807.9	0.942 mg/L		05:01:38
1	Ag 328.068†	65724.4	72173.1	0.2564 mg/L	0.2564 mg/L	05:01:44
1	Al 237.313†	19619.9	20915.7	2.513 mg/L	2.513 mg/L	05:01:44
1	As 188.979†	331.3	346.2	0.5012 mg/L	0.5012 mg/L	05:02:04
1	B 182.528†	185.3	202.1	0.5080 mg/L	0.5080 mg/L	05:02:04
1	Ba 233.527†	51452.6	54779.3	0.5054 mg/L	0.5054 mg/L	05:01:44
1	Be 313.107†	231948.4	243891.0	0.0499 mg/L	0.0499 mg/L	05:01:38
1	Ca 315.886†	629815.6	668668.0	5.061 mg/L	5.061 mg/L	05:01:38
1	Cd 228.802†	9175.0	9623.9	0.2528 mg/L	0.2528 mg/L	05:02:04
1	Co 228.616†	16187.3	17372.4	0.5034 mg/L	0.5034 mg/L	05:01:44
1	Cr 267.716†	71228.8	74772.4	0.5050 mg/L	0.5050 mg/L	05:01:44
1	Cu 324.752†	143909.2	146201.9	0.5211 mg/L	0.5211 mg/L	05:01:44
1	Fe 234.349†	110424.4	116289.6	2.532 mg/L	2.532 mg/L	05:01:44
1	Fe 238.204†	274189.1	290155.3	2.553 mg/L	2.553 mg/L	05:01:44
1	Mg 279.077†	120669.6	127739.1	5.081 mg/L	5.081 mg/L	05:01:44
1	Mn 257.610†	384132.3	406316.8	0.5073 mg/L	0.5073 mg/L	05:01:44
1	Mo 202.031†	6052.4	6390.4	0.4962 mg/L	0.4962 mg/L	05:02:04
1	Ni 231.604†	13843.9	14681.0	0.5014 mg/L	0.5014 mg/L	05:01:44
1	P 214.914†	6595.7	6925.3	4.991 mg/L	4.991 mg/L	05:02:04
1	Pb 220.353†	3846.3	4236.8	0.5025 mg/L	0.5025 mg/L	05:02:04
1	Sb 206.836†	898.0	946.4	0.4882 mg/L	0.4882 mg/L	05:02:04
1	Se 196.026†	717.4	770.1	1.009 mg/L	1.009 mg/L	05:02:04
1	Sn 189.927†	1684.9	1706.5	0.4959 mg/L	0.4959 mg/L	05:02:04
1	Sr 407.771†	1085030.4	1146052.8	0.0511 mg/L	0.0511 mg/L	05:01:38
1	Ti 337.279†	346833.3	370466.4	0.5111 mg/L	0.5111 mg/L	05:01:44
1	Tl 190.801†	585.2	621.5	0.5065 mg/L	0.5065 mg/L	05:02:04
1	V 292.402†	117810.7	126664.9	0.5100 mg/L	0.5100 mg/L	05:01:44
1	Zn 213.857†	35265.9	36823.1	0.5058 mg/L	0.5058 mg/L	05:01:44
2	K 766.490†	49143.9	51788.8	25.32 mg/L	25.32 mg/L	05:01:30
2	Li 670.784†	17234.3	18265.2	0.5139 mg/L	0.5139 mg/L	05:01:30
2	Na 589.592	194269.5	195456.3	24.58 mg/L	24.58 mg/L	05:01:30
2	Y 371.029	3124039.4	3124039.4	0.940 mg/L		05:02:11
2	Ag 328.068†	66024.9	72621.7	0.2580 mg/L	0.2580 mg/L	05:02:16
2	Al 237.313†	19790.9	21136.1	2.539 mg/L	2.539 mg/L	05:02:16
2	As 188.979†	330.5	346.0	0.5010 mg/L	0.5010 mg/L	05:02:36
2	B 182.528†	187.3	204.5	0.5140 mg/L	0.5140 mg/L	05:02:36
2	Ba 233.527†	51890.9	55346.5	0.5107 mg/L	0.5107 mg/L	05:02:16
2	Be 313.107†	230936.7	243269.4	0.0498 mg/L	0.0498 mg/L	05:02:11
2	Ca 315.886†	627366.5	667297.2	5.051 mg/L	5.051 mg/L	05:02:11
2	Cd 228.802†	9224.8	9694.9	0.2547 mg/L	0.2547 mg/L	05:02:36
2	Co 228.616†	16307.0	17531.5	0.5080 mg/L	0.5080 mg/L	05:02:16
2	Cr 267.716†	71887.6	75613.1	0.5107 mg/L	0.5107 mg/L	05:02:16
2	Cu 324.752†	144872.7	147509.3	0.5258 mg/L	0.5258 mg/L	05:02:16
2	Fe 234.349†	111581.7	117737.5	2.564 mg/L	2.564 mg/L	05:02:16
2	Fe 238.204†	276274.9	292912.4	2.577 mg/L	2.577 mg/L	05:02:16
2	Mg 279.077†	121565.5	128929.0	5.129 mg/L	5.129 mg/L	05:02:16

2	Mn 257.610†	386913.5	410029.3	0.5119 mg/L	0.5119 mg/L	05:02:16
2	Mo 202.031†	6135.0	6490.2	0.5039 mg/L	0.5039 mg/L	05:02:36
2	Ni 231.604†	14166.7	15051.6	0.5141 mg/L	0.5141 mg/L	05:02:16
2	P 214.914†	6630.7	6975.5	5.027 mg/L	5.027 mg/L	05:02:36
2	Pb 220.353†	3875.4	4275.4	0.5070 mg/L	0.5070 mg/L	05:02:36
2	Sb 206.836†	921.7	973.4	0.5023 mg/L	0.5023 mg/L	05:02:36
2	Se 196.026†	725.8	780.5	1.023 mg/L	1.023 mg/L	05:02:36
2	Sn 189.927†	1684.1	1708.9	0.4967 mg/L	0.4967 mg/L	05:02:36
2	Sr 407.771†	1080981.1	1143872.1	0.0510 mg/L	0.0510 mg/L	05:02:11
2	Ti 337.279†	349830.7	374335.8	0.5164 mg/L	0.5164 mg/L	05:02:16
2	Tl 190.801†	580.4	617.5	0.5033 mg/L	0.5033 mg/L	05:02:36
2	V 292.402†	118795.0	127943.3	0.5152 mg/L	0.5152 mg/L	05:02:16
2	Zn 213.857†	35708.7	37363.4	0.5132 mg/L	0.5132 mg/L	05:02:16

Mean Data: CCV

Analyte	Mean Corrected Intensity	Calib Conc. Units	Std.Dev.	Sample Conc. Units	Std.Dev.	RSD
Y 371.029	3126923.6	0.941 mg/L	0.0012			0.13%
Ag 328.068†	72397.4	0.2572 mg/L	0.00114	0.2572 mg/L	0.00114	0.44%
QC value within limits for Ag 328.068 Recovery = 102.87%						
Al 237.313†	21025.9	2.526 mg/L	0.0187	2.526 mg/L	0.0187	0.74%
QC value within limits for Al 237.313 Recovery = 101.03%						
As 188.979†	346.1	0.5011 mg/L	0.00020	0.5011 mg/L	0.00020	0.04%
QC value within limits for As 188.979 Recovery = 100.22%						
B 182.528†	203.3	0.5110 mg/L	0.00429	0.5110 mg/L	0.00429	0.84%
QC value within limits for B 182.528 Recovery = 102.20%						
Ba 233.527†	55062.9	0.5080 mg/L	0.00371	0.5080 mg/L	0.00371	0.73%
QC value within limits for Ba 233.527 Recovery = 101.61%						
Be 313.107†	243580.2	0.0499 mg/L	0.00009	0.0499 mg/L	0.00009	0.19%
QC value within limits for Be 313.107 Recovery = 99.76%						
Ca 315.886†	667982.6	5.056 mg/L	0.0073	5.056 mg/L	0.0073	0.14%
QC value within limits for Ca 315.886 Recovery = 101.12%						
Cd 228.802†	9659.4	0.2537 mg/L	0.00134	0.2537 mg/L	0.00134	0.53%
QC value within limits for Cd 228.802 Recovery = 101.49%						
Co 228.616†	17451.9	0.5057 mg/L	0.00327	0.5057 mg/L	0.00327	0.65%
QC value within limits for Co 228.616 Recovery = 101.14%						
Cr 267.716†	75192.7	0.5078 mg/L	0.00403	0.5078 mg/L	0.00403	0.79%
QC value within limits for Cr 267.716 Recovery = 101.56%						
Cu 324.752†	146855.6	0.5235 mg/L	0.00330	0.5235 mg/L	0.00330	0.63%
QC value within limits for Cu 324.752 Recovery = 104.70%						
Fe 234.349†	117013.5	2.548 mg/L	0.0223	2.548 mg/L	0.0223	0.88%
QC value within limits for Fe 234.349 Recovery = 101.92%						
Fe 238.204†	291533.9	2.565 mg/L	0.0172	2.565 mg/L	0.0172	0.67%
QC value within limits for Fe 238.204 Recovery = 102.59%						
K 766.490†	51550.4	25.20 mg/L	0.165	25.20 mg/L	0.165	0.65%
QC value within limits for K 766.490 Recovery = 100.82%						
Li 670.784†	18245.8	0.5133 mg/L	0.00078	0.5133 mg/L	0.00078	0.15%
QC value within limits for Li 670.784 Recovery = 102.66%						
Mg 279.077†	128334.1	5.105 mg/L	0.0336	5.105 mg/L	0.0336	0.66%
QC value within limits for Mg 279.077 Recovery = 102.10%						
Mn 257.610†	408173.0	0.5096 mg/L	0.00329	0.5096 mg/L	0.00329	0.65%
QC value within limits for Mn 257.610 Recovery = 101.92%						
Mo 202.031†	6440.3	0.5001 mg/L	0.00548	0.5001 mg/L	0.00548	1.10%
QC value within limits for Mo 202.031 Recovery = 100.01%						
Na 589.592	195975.1	24.64 mg/L	0.093	24.64 mg/L	0.093	0.38%
QC value within limits for Na 589.592 Recovery = 98.57%						
Ni 231.604†	14866.3	0.5078 mg/L	0.00899	0.5078 mg/L	0.00899	1.77%
QC value within limits for Ni 231.604 Recovery = 101.55%						
P 214.914†	6950.4	5.009 mg/L	0.0255	5.009 mg/L	0.0255	0.51%
QC value within limits for P 214.914 Recovery = 100.17%						
Pb 220.353†	4256.1	0.5047 mg/L	0.00324	0.5047 mg/L	0.00324	0.64%
QC value within limits for Pb 220.353 Recovery = 100.95%						
Sb 206.836†	959.9	0.4952 mg/L	0.01000	0.4952 mg/L	0.01000	2.02%
QC value within limits for Sb 206.836 Recovery = 99.05%						
Se 196.026†	775.3	1.016 mg/L	0.0096	1.016 mg/L	0.0096	0.94%
QC value within limits for Se 196.026 Recovery = 101.62%						
Sn 189.927†	1707.7	0.4963 mg/L	0.00051	0.4963 mg/L	0.00051	0.10%
QC value within limits for Sn 189.927 Recovery = 99.26%						
Sr 407.771†	1144962.5	0.0510 mg/L	0.00007	0.0510 mg/L	0.00007	0.14%
QC value within limits for Sr 407.771 Recovery = 102.01%						
Ti 337.279†	372401.1	0.5138 mg/L	0.00378	0.5138 mg/L	0.00378	0.74%

QC value within limits for Ti 337.279 Recovery = 102.76%
 Tl 190.801† 619.5 0.5049 mg/L 0.00228 0.5049 mg/L 0.00228 0.45%
 QC value within limits for Tl 190.801 Recovery = 100.98%
 V 292.402† 127304.1 0.5126 mg/L 0.00368 0.5126 mg/L 0.00368 0.72%
 QC value within limits for V 292.402 Recovery = 102.51%
 Zn 213.857† 37093.3 0.5095 mg/L 0.00523 0.5095 mg/L 0.00523 1.03%
 QC value within limits for Zn 213.857 Recovery = 101.90%
 All analyte(s) passed QC.

Sequence No.: 158

Autosampler Location: 1

Sample ID: ICCB

Date Collected: 7/16/2006 5:04:15 AM

Analyst:

Data Type: Original

Initial Sample Wt:

Initial Sample Vol:

Dilution:

Sample Prep Vol:

Replicate Data: ICCB

Repl#	Analyte	Net Intensity	Corrected Intensity	Calib. Conc. Units	Sample Conc. Units	Analysis Time
1	K 766.490†	514.8	41.3	-0.0080 mg/L	-0.0080 mg/L	05:05:51
1	Li 670.784†	130.2	64.7	-0.0016 mg/L	-0.0016 mg/L	05:05:51
1	Na 589.592	302.0	1488.9	0.0167 mg/L	0.0167 mg/L	05:05:51
1	Y 371.029	3154026.2	3154026.2	0.949 mg/L		05:06:05
1	Ag 328.068†	-1633.5	648.4	0.0010 mg/L	0.0010 mg/L	05:06:10
1	Al 237.313†	-62.2	12.7	-0.0001 mg/L	-0.0001 mg/L	05:06:30
1	As 188.979†	6.0	0.7	-0.0002 mg/L	-0.0002 mg/L	05:06:30
1	B 182.528†	-0.6	4.6	0.0113 mg/L	0.0113 mg/L	05:06:30
1	Ba 233.527†	-134.0	-7.6	-0.0013 mg/L	-0.0013 mg/L	05:06:30
1	Be 313.107†	2392.7	69.9	0.0001 mg/L	0.0001 mg/L	05:06:10
1	Ca 315.886†	326.3	110.9	-0.0039 mg/L	-0.0039 mg/L	05:06:10
1	Cd 228.802†	136.5	23.3	0.0002 mg/L	0.0002 mg/L	05:06:30
1	Co 228.616†	-157.1	15.0	-0.0013 mg/L	-0.0013 mg/L	05:06:30
1	Cr 267.716†	878.6	49.2	-0.0016 mg/L	-0.0016 mg/L	05:06:10
1	Cu 324.752†	9265.3	3126.6	0.0099 mg/L	0.0099 mg/L	05:06:10
1	Fe 234.349†	1209.5	287.1	-0.0044 mg/L	-0.0044 mg/L	05:06:30
1	Fe 238.204†	1470.1	499.9	-0.0069 mg/L	-0.0069 mg/L	05:06:30
1	Mg 279.077†	445.8	50.7	-0.0215 mg/L	-0.0215 mg/L	05:06:10
1	Mn 257.610†	1674.3	110.4	-0.0021 mg/L	-0.0021 mg/L	05:06:10
1	Mo 202.031†	51.4	16.6	0.0008 mg/L	0.0008 mg/L	05:06:30
1	Ni 231.604†	21.0	0.1	-0.0027 mg/L	-0.0027 mg/L	05:06:30
1	P 214.914†	78.3	2.8	0.0143 mg/L	0.0143 mg/L	05:06:30
1	Pb 220.353†	-150.0	-6.2	-0.0014 mg/L	-0.0014 mg/L	05:06:30
1	Sb 206.836†	18.8	12.4	0.0047 mg/L	0.0047 mg/L	05:06:30
1	Se 196.026†	-4.6	3.4	0.0043 mg/L	0.0043 mg/L	05:06:30
1	Sn 189.927†	47.2	-33.2	-0.0124 mg/L	-0.0124 mg/L	05:06:30
1	Sr 407.771†	6488.4	525.2	-0.0003 mg/L	-0.0003 mg/L	05:06:05
1	Ti 337.279†	-1959.2	44.3	-0.0007 mg/L	-0.0007 mg/L	05:06:10
1	Tl 190.801†	2.2	2.3	0.0002 mg/L	0.0002 mg/L	05:06:30
1	V 292.402†	-1528.9	-68.2	-0.0008 mg/L	-0.0008 mg/L	05:06:10
1	Zn 213.857†	793.7	205.2	0.0018 mg/L	0.0018 mg/L	05:06:30
2	K 766.490†	533.1	-180.3	-0.1165 mg/L	-0.1165 mg/L	05:05:57
2	Li 670.784†	68.6	-31.2	-0.0043 mg/L	-0.0043 mg/L	05:05:57
2	Na 589.592	277.1	1464.0	0.0136 mg/L	0.0136 mg/L	05:05:57
2	Y 371.029	5522329.3	5522329.3	1.66 mg/L		05:06:36
2	Ag 328.068†	-3678.4	155.8	-0.0008 mg/L	-0.0008 mg/L	05:06:41
2	Al 237.313†	-87.3	25.7	0.0015 mg/L	0.0015 mg/L	05:07:02
2	As 188.979†	1.3	-4.8	-0.0082 mg/L	-0.0082 mg/L	05:07:02
2	B 182.528†	-2.6	3.7	0.0091 mg/L	0.0091 mg/L	05:07:02
2	Ba 233.527†	-90.4	79.2	-0.0005 mg/L	-0.0005 mg/L	05:07:02
2	Be 313.107†	2594.9	-889.8	-0.0001 mg/L	-0.0001 mg/L	05:06:41
2	Ca 315.886†	944.3	335.4	-0.0021 mg/L	-0.0021 mg/L	05:06:41
2	Cd 228.802†	133.9	-39.9	-0.0015 mg/L	-0.0015 mg/L	05:07:02
2	Co 228.616†	-142.8	94.6	0.0010 mg/L	0.0010 mg/L	05:07:02
2	Cr 267.716†	570.5	-533.3	-0.0056 mg/L	-0.0056 mg/L	05:06:41
2	Cu 324.752†	4887.4	-3696.3	-0.0145 mg/L	-0.0145 mg/L	05:06:41
2	Fe 234.349†	1132.5	-306.0	-0.0174 mg/L	-0.0174 mg/L	05:07:02
2	Fe 238.204†	763.0	-590.2	-0.0165 mg/L	-0.0165 mg/L	05:07:02
2	Mg 279.077†	335.4	-217.2	-0.0322 mg/L	-0.0322 mg/L	05:06:41
2	Mn 257.610†	1168.5	-950.8	-0.0035 mg/L	-0.0035 mg/L	05:06:41
2	Mo 202.031†	59.6	-1.6	-0.0006 mg/L	-0.0006 mg/L	05:07:02
2	Ni 231.604†	39.0	1.4	-0.0026 mg/L	-0.0026 mg/L	05:07:02

2	P 214.914†	85.4	-28.3	-0.0081 mg/L	-0.0081 mg/L	05:07:02
2	Pb 220.353†	-150.5	61.3	0.0066 mg/L	0.0066 mg/L	05:07:02
2	Sb 206.836†	16.5	2.5	-0.0004 mg/L	-0.0004 mg/L	05:07:02
2	Se 196.026†	-7.0	4.0	0.0051 mg/L	0.0051 mg/L	05:07:02
2	Sn 189.927†	8.3	-77.9	-0.0254 mg/L	-0.0254 mg/L	05:07:02
2	Sr 407.771†	4849.7	-3393.7	-0.0005 mg/L	-0.0005 mg/L	05:06:36
2	Ti 337.279†	-1123.6	1432.8	0.0012 mg/L	0.0012 mg/L	05:06:41
2	Tl 190.801†	-7.7	-4.7	-0.0055 mg/L	-0.0055 mg/L	05:07:02
2	V 292.402†	-1038.0	918.3	0.0031 mg/L	0.0031 mg/L	05:06:41
2	Zn 213.857†	678.4	-223.0	-0.0041 mg/L	-0.0041 mg/L	05:07:02

Mean Data: ICCB

Analyte	Mean Corrected Intensity	Calib Conc. Units	Std.Dev.	Sample Conc. Units	Std.Dev.	RSD
Y 371.029	4338177.8	1.31 mg/L	0.504			38.60%
Internal Standard Check greater than the upper limit for Y 371.029. Recovery = 130.5%						
Ag 328.068†	402.1	0.0001 mg/L	0.00124	0.0001 mg/L	0.00124	>999.9%
QC value within limits for Ag 328.068 Recovery = Not calculated						
Al 237.313†	19.2	0.0007 mg/L	0.00115	0.0007 mg/L	0.00115	160.48%
QC value within limits for Al 237.313 Recovery = Not calculated						
As 188.979†	-2.1	-0.0042 mg/L	0.00571	-0.0042 mg/L	0.00571	135.63%
QC value within limits for As 188.979 Recovery = Not calculated						
B 182.528†	4.2	0.0102 mg/L	0.00157	0.0102 mg/L	0.00157	15.44%
QC value within limits for B 182.528 Recovery = Not calculated						
Ba 233.527†	35.8	-0.0009 mg/L	0.00057	-0.0009 mg/L	0.00057	61.45%
QC value within limits for Ba 233.527 Recovery = Not calculated						
Be 313.107†	-410.0	0.0000 mg/L	0.00014	0.0000 mg/L	0.00014	534.39%
QC value within limits for Be 313.107 Recovery = Not calculated						
Ca 315.886†	223.2	-0.0030 mg/L	0.00122	-0.0030 mg/L	0.00122	40.69%
QC value within limits for Ca 315.886 Recovery = Not calculated						
Cd 228.802†	-8.3	-0.0007 mg/L	0.00114	-0.0007 mg/L	0.00114	173.87%
QC value within limits for Cd 228.802 Recovery = Not calculated						
Co 228.616†	54.8	-0.0001 mg/L	0.00164	-0.0001 mg/L	0.00164	>999.9%
QC value within limits for Co 228.616 Recovery = Not calculated						
Cr 267.716†	-242.1	-0.0036 mg/L	0.00280	-0.0036 mg/L	0.00280	77.52%
QC value less than the lower limit for Cr 267.716 Recovery = Not calculated						
Cu 324.752†	-284.8	-0.0023 mg/L	0.01722	-0.0023 mg/L	0.01722	742.31%
QC value less than the lower limit for Cu 324.752 Recovery = Not calculated						
Fe 234.349†	-9.4	-0.0109 mg/L	0.00919	-0.0109 mg/L	0.00919	84.27%
QC value within limits for Fe 234.349 Recovery = Not calculated						
Fe 238.204†	-45.2	-0.0117 mg/L	0.00681	-0.0117 mg/L	0.00681	58.33%
QC value within limits for Fe 238.204 Recovery = Not calculated						
K 766.490†	-69.5	-0.0622 mg/L	0.07673	-0.0622 mg/L	0.07673	123.28%
QC value within limits for K 766.490 Recovery = Not calculated						
Li 670.784†	16.8	-0.0030 mg/L	0.00192	-0.0030 mg/L	0.00192	64.24%
QC value within limits for Li 670.784 Recovery = Not calculated						
Mg 279.077†	-83.2	-0.0268 mg/L	0.00757	-0.0268 mg/L	0.00757	28.24%
QC value less than the lower limit for Mg 279.077 Recovery = Not calculated						
Mn 257.610†	-420.2	-0.0028 mg/L	0.00094	-0.0028 mg/L	0.00094	33.74%
QC value within limits for Mn 257.610 Recovery = Not calculated						
Mo 202.031†	7.5	0.0001 mg/L	0.00100	0.0001 mg/L	0.00100	791.17%
QC value within limits for Mo 202.031 Recovery = Not calculated						
Na 589.592	1476.4	0.0151 mg/L	0.00223	0.0151 mg/L	0.00223	14.72%
QC value within limits for Na 589.592 Recovery = Not calculated						
Ni 231.604†	0.7	-0.0026 mg/L	0.00003	-0.0026 mg/L	0.00003	1.28%
QC value less than the lower limit for Ni 231.604 Recovery = Not calculated						
P 214.914†	-12.8	0.0031 mg/L	0.01581	0.0031 mg/L	0.01581	505.12%
QC value within limits for P 214.914 Recovery = Not calculated						
Pb 220.353†	27.5	0.0026 mg/L	0.00566	0.0026 mg/L	0.00566	216.48%
QC value within limits for Pb 220.353 Recovery = Not calculated						
Sb 206.836†	7.5	0.0022 mg/L	0.00361	0.0022 mg/L	0.00361	167.04%
QC value within limits for Sb 206.836 Recovery = Not calculated						
Se 196.026†	3.7	0.0047 mg/L	0.00058	0.0047 mg/L	0.00058	12.27%
QC value within limits for Se 196.026 Recovery = Not calculated						
Sn 189.927†	-55.6	-0.0189 mg/L	0.00923	-0.0189 mg/L	0.00923	48.81%
QC value within limits for Sn 189.927 Recovery = Not calculated						
Sr 407.771†	-1434.2	-0.0004 mg/L	0.00012	-0.0004 mg/L	0.00012	32.19%
QC value within limits for Sr 407.771 Recovery = Not calculated						
Ti 337.279†	738.5	0.0003 mg/L	0.00136	0.0003 mg/L	0.00136	506.94%
QC value within limits for Ti 337.279 Recovery = Not calculated						
Tl 190.801†	-1.2	-0.0026 mg/L	0.00406	-0.0026 mg/L	0.00406	153.66%

QC value within limits for Tl 190.801 Recovery = Not calculated
 V 292.402† 425.0 0.0011 mg/L 0.00276 0.0011 mg/L 0.00276 247.86%
 QC value within limits for V 292.402 Recovery = Not calculated
 Zn 213.857† -8.9 -0.0011 mg/L 0.00418 -0.0011 mg/L 0.00418 373.56%
 QC value within limits for Zn 213.857 Recovery = Not calculated
 Internal Standard Check failed. Continue with analysis.
 QC Failed. Continue with analysis.

```

=====
Sequence No.: 159                               Autosampler Location: 129
Sample ID: 0607173-14                         Date Collected: 7/16/2006 5:08:39 AM
Analyst:                                       Data Type: Original
Initial Sample Wt:                            Initial Sample Vol:
Dilution:                                    Sample Prep Vol:
    
```

 Replicate Data: 0607173-14

Repl#	Analyte	Net		Corrected		Calib.		Sample		Analysis Time
		Intensity		Intensity		Conc.	Units	Conc.	Units	
1	K 766.490†	12802.2		12560.1		6.120	mg/L	6.120	mg/L	05:10:14
1	Li 670.784†	2564.4		2543.8		0.0686	mg/L	0.0686	mg/L	05:10:14
1	Na 589.592	53850.1		55037.0		6.797	mg/L	6.797	mg/L	05:10:14
1	Y 371.029	3258083.2		3258083.2		0.980	mg/L			05:10:39
1	Ag 328.068†	159786.1		165390.7		0.5938	mg/L	0.5938	mg/L	05:10:45
1	Al 237.313†	458073.3		467424.6		55.78	mg/L	55.78	mg/L	05:10:39
1	As 188.979†	75.2		71.2		0.0987	mg/L	0.0987	mg/L	05:11:05
1	B 182.528†	32.0		38.0		0.0952	mg/L	0.0952	mg/L	05:11:05
1	Ba 233.527†	80598.5		82363.7		0.7601	mg/L	0.7601	mg/L	05:10:45
1	Be 313.107†	25109.0		23165.5		0.0034	mg/L	0.0034	mg/L	05:10:45
1	Ca 315.886†	4232615.5		4318066.4		32.70	mg/L	32.70	mg/L	05:10:33
1	Cd 228.802†	890.9		788.5		0.0210	mg/L	0.0210	mg/L	05:11:05
1	Co 228.616†	1957.4		2177.6		0.0561	mg/L	0.0561	mg/L	05:11:05
1	Cr 267.716†	23156.9		22748.9		0.1562	mg/L	0.1562	mg/L	05:10:45
1	Cu 324.752†	1070010.4		1085033.3		3.897	mg/L	3.897	mg/L	05:10:39
1	Fe 234.349†	6076690.9		6198718.2		135.8	mg/L	135.8	mg/L	05:10:33
1	Fe 238.204†	14192009.6		14478259.4		127.9	mg/L	127.9	mg/L	05:10:33
1	Mg 279.077†	347128.6		353736.7		14.11	mg/L	14.11	mg/L	05:10:45
1	Mn 257.610†	4893448.4		4990855.9		6.255	mg/L	6.255	mg/L	05:10:33
1	Mo 202.031†	238.3		205.6		0.0155	mg/L	0.0155	mg/L	05:11:05
1	Ni 231.604†	17686.9		18022.9		0.6155	mg/L	0.6155	mg/L	05:10:45
1	P 214.914†	10349.8		10479.6		7.546	mg/L	7.546	mg/L	05:11:05
1	Pb 220.353†	58701.5		60041.7		7.115	mg/L	7.115	mg/L	05:10:45
1	Sb 206.836†	40.2		33.6		0.0135	mg/L	0.0135	mg/L	05:11:05
1	Se 196.026†	-2.7		5.5		0.0071	mg/L	0.0071	mg/L	05:11:05
1	Sn 189.927†	891.8		826.9		0.2467	mg/L	0.2467	mg/L	05:11:05
1	Sr 407.771†	5011442.7		5106580.1		0.2286	mg/L	0.2286	mg/L	05:10:33
1	Ti 337.279†	1819847.0		1858796.6		2.567	mg/L	2.567	mg/L	05:10:39
1	Tl 190.801†	-84.3		-86.1		0.0271	mg/L	0.0271	mg/L	05:11:05
1	V 292.402†	217506.9		223453.1		0.8669	mg/L	0.8669	mg/L	05:10:45
1	Zn 213.857†	269656.1		274483.6		3.781	mg/L	3.781	mg/L	05:10:45
2	K 766.490†	12784.0		12395.0		6.039	mg/L	6.039	mg/L	05:10:19
2	Li 670.784†	2551.6		2501.6		0.0674	mg/L	0.0674	mg/L	05:10:19
2	Na 589.592	53890.9		55077.8		6.802	mg/L	6.802	mg/L	05:10:19
2	Y 371.029	3295103.8		3295103.8		0.991	mg/L			05:11:22
2	Ag 328.068†	158970.7		162736.6		0.5843	mg/L	0.5843	mg/L	05:11:28
2	Al 237.313†	462606.9		466747.4		55.70	mg/L	55.70	mg/L	05:11:22
2	As 188.979†	76.9		71.9		0.0999	mg/L	0.0999	mg/L	05:11:48
2	B 182.528†	27.9		33.4		0.0836	mg/L	0.0836	mg/L	05:11:48
2	Ba 233.527†	79937.6		80773.1		0.7454	mg/L	0.7454	mg/L	05:11:28
2	Be 313.107†	24891.3		22658.1		0.0033	mg/L	0.0033	mg/L	05:11:28
2	Ca 315.886†	4242971.4		4279997.0		32.41	mg/L	32.41	mg/L	05:11:16
2	Cd 228.802†	895.6		783.0		0.0209	mg/L	0.0209	mg/L	05:11:48
2	Co 228.616†	1947.9		2145.5		0.0552	mg/L	0.0552	mg/L	05:11:48
2	Cr 267.716†	23069.5		22395.3		0.1538	mg/L	0.1538	mg/L	05:11:28
2	Cu 324.752†	1080623.4		1083474.5		3.891	mg/L	3.891	mg/L	05:11:22
2	Fe 234.349†	6101615.9		6154208.2		134.9	mg/L	134.9	mg/L	05:11:16
2	Fe 238.204†	14242558.3		14366576.4		126.9	mg/L	126.9	mg/L	05:11:16
2	Mg 279.077†	343809.3		346409.3		13.82	mg/L	13.82	mg/L	05:11:28
2	Mn 257.610†	4912723.0		4954208.7		6.209	mg/L	6.209	mg/L	05:11:16
2	Mo 202.031†	249.6		214.2		0.0162	mg/L	0.0162	mg/L	05:11:48
2	Ni 231.604†	17538.8		17670.8		0.6034	mg/L	0.6034	mg/L	05:11:28
2	P 214.914†	10368.1		10379.4		7.474	mg/L	7.474	mg/L	05:11:48

Ba 233.527†	85239.7	0.7871 mg/L	0.00020	0.7871 mg/L	0.00020	0.02%
Be 313.107†	242004.9	0.0483 mg/L	0.00005	0.0483 mg/L	0.00005	0.10%
Ca 315.886†	2256864.0	17.09 mg/L	0.022	17.09 mg/L	0.022	0.13%
Cd 228.802†	9609.2	0.2534 mg/L	0.00102	0.2534 mg/L	0.00102	0.40%
Co 228.616†	17883.2	0.5132 mg/L	0.00147	0.5132 mg/L	0.00147	0.29%
Cr 267.716†	82291.7	0.5614 mg/L	0.00208	0.5614 mg/L	0.00208	0.37%
Cu 324.752†	3685728.7	13.17 mg/L	0.019	13.17 mg/L	0.019	0.14%
Fe 234.349†	5539200.5	121.4 mg/L	0.58	121.4 mg/L	0.58	0.48%
Fe 238.204†	13016753.8	115.0 mg/L	0.69	115.0 mg/L	0.69	0.60%
K 766.490†	63488.7	31.05 mg/L	0.116	31.05 mg/L	0.116	0.37%
Li 670.784†	20296.1	0.5714 mg/L	0.00201	0.5714 mg/L	0.00201	0.35%
Mg 279.077†	602244.8	24.01 mg/L	0.040	24.01 mg/L	0.040	0.17%
Mn 257.610†	2536285.8	3.178 mg/L	0.0034	3.178 mg/L	0.0034	0.11%
Mo 202.031†	5945.3	0.4616 mg/L	0.00320	0.4616 mg/L	0.00320	0.69%
Na 589.592†	229819.0	28.93 mg/L	0.014	28.93 mg/L	0.014	0.05%
Ni 231.604†	38736.6	1.326 mg/L	0.0033	1.326 mg/L	0.0033	0.25%
P 214.914†	17284.0	12.44 mg/L	0.013	12.44 mg/L	0.013	0.11%
Pb 220.353†	62329.3	7.384 mg/L	0.0136	7.384 mg/L	0.0136	0.18%
Sb 206.836†	864.9	0.4418 mg/L	0.00172	0.4418 mg/L	0.00172	0.39%
Se 196.026†	697.7	0.9145 mg/L	0.01015	0.9145 mg/L	0.01015	1.11%
Sn 189.927†	2432.2	0.7149 mg/L	0.00265	0.7149 mg/L	0.00265	0.37%
Sr 407.771†	3815008.2	0.1707 mg/L	0.00066	0.1707 mg/L	0.00066	0.39%
Ti 337.279†	2053579.7	2.837 mg/L	0.0009	2.837 mg/L	0.0009	0.03%
Tl 190.801†	500.6	0.4495 mg/L	0.00579	0.4495 mg/L	0.00579	1.29%
V 292.402†	141797.9	0.5511 mg/L	0.00198	0.5511 mg/L	0.00198	0.36%
Zn 213.857†	550712.9	7.597 mg/L	0.0012	7.597 mg/L	0.0012	0.02%

Matrix Recovery Check: BG61408-pds2

Analyte	Expected Conc.	Measured Conc.	Std. Dev.	Units	Recovery (%)
K 766.490	32.88	31.05	0.116	mg/L	92.7
Li 670.784	0.5980	0.5714	0.002	mg/L	94.7
Na 589.592	30.70	28.93	0.014	mg/L	92.9
Ag 328.068	1.202	1.155	0.008	mg/L	81.2
Al 237.313	59.57	58.95	0.071	mg/L	75.2
As 188.979	0.5750	0.5218	0.001	mg/L	89.4
B 182.528	0.5420	0.5085	0.011	mg/L	93.3
Ba 233.527	0.8364	0.7871	0.000	mg/L	90.1
Be 313.107	0.0526	0.0483	0.000	mg/L	91.3
Ca 315.886	17.45	17.09	0.022	mg/L	92.7
Cd 228.802	0.2760	0.2534	0.001	mg/L	91.0
Co 228.616	0.5665	0.5132	0.001	mg/L	89.3
Cr 267.716	0.6000	0.5614	0.002	mg/L	92.3
Cu 324.752	13.81	13.17	0.019	mg/L	-27.6
Fe 234.349	123.3	121.4	0.581	mg/L	22.1
Fe 238.204	117.1	115.0	0.685	mg/L	14.8
Mg 279.077	24.87	24.01	0.040	mg/L	82.7
Mn 257.610	3.272	3.178	0.003	mg/L	81.1
Mo 202.031	0.5084	0.4616	0.003	mg/L	90.6
Ni 231.604	1.402	1.326	0.003	mg/L	84.9
P 214.914	13.23	12.44	0.013	mg/L	84.2
Pb 220.353	7.689	7.384	0.014	mg/L	39.1
Sb 206.836	0.5076	0.4418	0.002	mg/L	86.8
Se 196.026	1.015	0.9145	0.010	mg/L	89.9
Sn 189.927	0.7439	0.7149	0.003	mg/L	94.2
Sr 407.771	0.1776	0.1707	0.001	mg/L	86.1
Ti 337.279	2.908	2.837	0.001	mg/L	85.7
Tl 190.801	0.5003	0.4495	0.006	mg/L	89.8
V 292.402	0.5908	0.5511	0.002	mg/L	92.0
Zn 213.857	7.760	7.597	0.001	mg/L	67.5

Sequence No.: 168
 Sample ID: CCV
 Analyst:
 Initial Sample Wt:
 Dilution:

Autosampler Location: 3
 Date Collected: 7/16/2006 5:50:53 AM
 Data Type: Original
 Initial Sample Vol:
 Sample Prep Vol:

Replicate Data: CCV

Net Corrected Calib. Sample Analysis

Repl#	Analyte	Intensity	Intensity	Conc. Units	Conc. Units	Time
1	K 766.490†	514.5	-219.9	-0.1359 mg/L	-0.1359 mg/L	05:52:30
1	Li 670.784†	33.6	-54.1	-0.0050 mg/L	-0.0050 mg/L	05:52:30
1	Na 589.592	160.4	1347.3	-0.0012 mg/L	-0.0012 mg/L	05:52:30
1	Y 371.029	6079986.5	6079986.5	1.83 mg/L		05:52:44
1	Ag 328.068†	-3741.7	324.3	-0.0002 mg/L	-0.0002 mg/L	05:52:50
1	Al 237.313†	-46.2	52.9	0.0048 mg/L	0.0048 mg/L	05:52:50
1	As 188.979†	4.9	-2.9	-0.0055 mg/L	-0.0055 mg/L	05:53:10
1	B 182.528†	2.0	6.4	0.0157 mg/L	0.0157 mg/L	05:53:10
1	Ba 233.527†	-83.7	87.8	-0.0004 mg/L	-0.0004 mg/L	05:53:10
1	Be 313.107†	2777.3	-933.4	-0.0001 mg/L	-0.0001 mg/L	05:52:50
1	Ca 315.886†	1328.5	493.3	-0.0009 mg/L	-0.0009 mg/L	05:52:50
1	Cd 228.802†	142.8	-42.4	-0.0015 mg/L	-0.0015 mg/L	05:53:10
1	Co 228.616†	-128.8	110.1	0.0015 mg/L	0.0015 mg/L	05:53:10
1	Cr 267.716†	629.0	-532.9	-0.0056 mg/L	-0.0056 mg/L	05:52:50
1	Cu 324.752†	5802.6	-3465.7	-0.0137 mg/L	-0.0137 mg/L	05:52:50
1	Fe 234.349†	1584.3	-121.4	-0.0134 mg/L	-0.0134 mg/L	05:52:50
1	Fe 238.204†	1860.9	-32.1	-0.0115 mg/L	-0.0115 mg/L	05:52:50
1	Mg 279.077†	304.4	-252.6	-0.0336 mg/L	-0.0336 mg/L	05:52:50
1	Mn 257.610†	1461.1	-855.4	-0.0033 mg/L	-0.0033 mg/L	05:52:50
1	Mo 202.031†	54.9	-7.5	-0.0010 mg/L	-0.0010 mg/L	05:53:10
1	Ni 231.604†	49.3	4.9	-0.0025 mg/L	-0.0025 mg/L	05:53:10
1	P 214.914†	95.2	-27.7	-0.0076 mg/L	-0.0076 mg/L	05:53:10
1	Pb 220.353†	-155.8	66.7	0.0073 mg/L	0.0073 mg/L	05:53:10
1	Sb 206.836†	11.9	-0.9	-0.0022 mg/L	-0.0022 mg/L	05:53:10
1	Se 196.026†	-8.0	3.9	0.0050 mg/L	0.0050 mg/L	05:53:10
1	Sn 189.927†	-0.2	-83.1	-0.0269 mg/L	-0.0269 mg/L	05:53:10
1	Sr 407.771†	5688.3	-3203.0	-0.0005 mg/L	-0.0005 mg/L	05:52:44
1	Ti 337.279†	-904.0	1614.9	0.0015 mg/L	0.0015 mg/L	05:52:50
1	Tl 190.801†	-0.4	-0.3	-0.0019 mg/L	-0.0019 mg/L	05:53:10
1	V 292.402†	-1079.6	952.8	0.0032 mg/L	0.0032 mg/L	05:52:50
1	Zn 213.857†	788.0	-200.5	-0.0038 mg/L	-0.0038 mg/L	05:53:10
2	K 766.490†	505.9	-277.2	-0.1639 mg/L	-0.1639 mg/L	05:52:36
2	Li 670.784†	43.6	-53.2	-0.0050 mg/L	-0.0050 mg/L	05:52:36
2	Na 589.592	125.4	1312.3	-0.0056 mg/L	-0.0056 mg/L	05:52:36
2	Y 371.029	7504885.1	7504885.1	2.26 mg/L		05:53:17
2	Ag 328.068†	-5400.2	-21.9	-0.0014 mg/L	-0.0014 mg/L	05:53:22
2	Al 237.313†	-51.6	55.4	0.0051 mg/L	0.0051 mg/L	05:53:22
2	As 188.979†	3.9	-3.9	-0.0068 mg/L	-0.0068 mg/L	05:53:42
2	B 182.528†	1.3	5.8	0.0144 mg/L	0.0144 mg/L	05:53:42
2	Ba 233.527†	-70.4	102.4	-0.0003 mg/L	-0.0003 mg/L	05:53:42
2	Be 313.107†	2804.4	-1209.7	-0.0002 mg/L	-0.0002 mg/L	05:53:22
2	Ca 315.886†	1616.9	483.1	-0.0010 mg/L	-0.0010 mg/L	05:53:22
2	Cd 228.802†	127.9	-63.8	-0.0021 mg/L	-0.0021 mg/L	05:53:42
2	Co 228.616†	-132.7	121.8	0.0018 mg/L	0.0018 mg/L	05:53:42
2	Cr 267.716†	740.9	-548.6	-0.0057 mg/L	-0.0057 mg/L	05:53:22
2	Cu 324.752†	6260.3	-3865.3	-0.0151 mg/L	-0.0151 mg/L	05:53:22
2	Fe 234.349†	1443.4	-348.3	-0.0183 mg/L	-0.0183 mg/L	05:53:22
2	Fe 238.204†	1485.9	-391.3	-0.0147 mg/L	-0.0147 mg/L	05:53:22
2	Mg 279.077†	272.6	-298.3	-0.0354 mg/L	-0.0354 mg/L	05:53:22
2	Mn 257.610†	1478.9	-999.2	-0.0035 mg/L	-0.0035 mg/L	05:53:22
2	Mo 202.031†	45.0	-17.6	-0.0018 mg/L	-0.0018 mg/L	05:53:42
2	Ni 231.604†	49.4	-0.1	-0.0027 mg/L	-0.0027 mg/L	05:53:42
2	P 214.914†	92.5	-38.8	-0.0156 mg/L	-0.0156 mg/L	05:53:42
2	Pb 220.353†	-155.8	82.9	0.0092 mg/L	0.0092 mg/L	05:53:42
2	Sb 206.836†	7.9	-3.9	-0.0038 mg/L	-0.0038 mg/L	05:53:42
2	Se 196.026†	-6.5	5.4	0.0069 mg/L	0.0069 mg/L	05:53:42
2	Sn 189.927†	1.2	-82.4	-0.0267 mg/L	-0.0267 mg/L	05:53:42
2	Sr 407.771†	6248.3	-3545.4	-0.0005 mg/L	-0.0005 mg/L	05:53:17
2	Ti 337.279†	-1121.6	1612.4	0.0015 mg/L	0.0015 mg/L	05:53:22
2	Tl 190.801†	-1.8	-0.9	-0.0024 mg/L	-0.0024 mg/L	05:53:42
2	V 292.402†	-1190.7	1015.7	0.0034 mg/L	0.0034 mg/L	05:53:22
2	Zn 213.857†	715.8	-314.3	-0.0053 mg/L	-0.0053 mg/L	05:53:42

 Mean Data: CCV

Analyte	Mean Corrected Intensity	Calib Conc. Units	Std.Dev.	Sample Conc. Units	Std.Dev.	RSD
Y 371.029	6792435.8	2.04 mg/L	0.303			14.83%
Internal Standard Check greater than the upper limit for Y 371.029. Recovery = 204.3%						
Ag 328.068†	151.2	-0.0008 mg/L	0.00087	-0.0008 mg/L	0.00087	106.58%
QC value less than the lower limit for Ag 328.068 Recovery = -0.33%						

Al 237.313†	54.2	0.0050 mg/L	0.00022	0.0050 mg/L	0.00022	4.50%
QC value less than the lower limit for Al 237.313 Recovery = 0.20%						
As 188.979†	-3.4	-0.0061 mg/L	0.00099	-0.0061 mg/L	0.00099	16.06%
QC value less than the lower limit for As 188.979 Recovery = -1.23%						
B 182.528†	6.1	0.0150 mg/L	0.00094	0.0150 mg/L	0.00094	6.24%
QC value less than the lower limit for B 182.528 Recovery = 3.00%						
Ba 233.527†	95.1	-0.0004 mg/L	0.00009	-0.0004 mg/L	0.00009	25.42%
QC value less than the lower limit for Ba 233.527 Recovery = -0.07%						
Be 313.107†	-1071.5	-0.0002 mg/L	0.00004	-0.0002 mg/L	0.00004	24.48%
QC value less than the lower limit for Be 313.107 Recovery = -0.33%						
Ca 315.886†	488.2	-0.0010 mg/L	0.00005	-0.0010 mg/L	0.00005	5.42%
QC value less than the lower limit for Ca 315.886 Recovery = -0.02%						
Cd 228.802†	-53.1	-0.0018 mg/L	0.00039	-0.0018 mg/L	0.00039	21.60%
QC value less than the lower limit for Cd 228.802 Recovery = -0.73%						
Co 228.616†	115.9	0.0017 mg/L	0.00024	0.0017 mg/L	0.00024	14.44%
QC value less than the lower limit for Co 228.616 Recovery = 0.33%						
Cr 267.716†	-540.7	-0.0056 mg/L	0.00008	-0.0056 mg/L	0.00008	1.34%
QC value less than the lower limit for Cr 267.716 Recovery = -1.13%						
Cu 324.752†	-3665.5	-0.0144 mg/L	0.00101	-0.0144 mg/L	0.00101	7.01%
QC value less than the lower limit for Cu 324.752 Recovery = -2.88%						
Fe 234.349†	-234.9	-0.0158 mg/L	0.00351	-0.0158 mg/L	0.00351	22.18%
QC value less than the lower limit for Fe 234.349 Recovery = -0.63%						
Fe 238.204†	-211.7	-0.0131 mg/L	0.00224	-0.0131 mg/L	0.00224	17.08%
QC value less than the lower limit for Fe 238.204 Recovery = -0.53%						
K 766.490†	-248.5	-0.1499 mg/L	0.01981	-0.1499 mg/L	0.01981	13.21%
QC value less than the lower limit for K 766.490 Recovery = -0.60%						
Li 670.784†	-53.6	-0.0050 mg/L	0.00002	-0.0050 mg/L	0.00002	0.38%
QC value less than the lower limit for Li 670.784 Recovery = -1.00%						
Mg 279.077†	-275.5	-0.0345 mg/L	0.00129	-0.0345 mg/L	0.00129	3.74%
QC value less than the lower limit for Mg 279.077 Recovery = -0.69%						
Mn 257.610†	-927.3	-0.0034 mg/L	0.00013	-0.0034 mg/L	0.00013	3.72%
QC value less than the lower limit for Mn 257.610 Recovery = -0.68%						
Mo 202.031†	-12.6	-0.0014 mg/L	0.00056	-0.0014 mg/L	0.00056	38.85%
QC value less than the lower limit for Mo 202.031 Recovery = -0.29%						
Na 589.592	1329.8	-0.0034 mg/L	0.00314	-0.0034 mg/L	0.00314	91.54%
QC value less than the lower limit for Na 589.592 Recovery = -0.01%						
Ni 231.604†	2.4	-0.0026 mg/L	0.00012	-0.0026 mg/L	0.00012	4.76%
QC value less than the lower limit for Ni 231.604 Recovery = -0.52%						
P 214.914†	-33.2	-0.0116 mg/L	0.00564	-0.0116 mg/L	0.00564	48.66%
QC value less than the lower limit for P 214.914 Recovery = -0.23%						
Pb 220.353†	74.8	0.0082 mg/L	0.00136	0.0082 mg/L	0.00136	16.50%
QC value less than the lower limit for Pb 220.353 Recovery = 1.64%						
Sb 206.836†	-2.4	-0.0030 mg/L	0.00111	-0.0030 mg/L	0.00111	37.09%
QC value less than the lower limit for Sb 206.836 Recovery = -0.60%						
Se 196.026†	4.6	0.0059 mg/L	0.00137	0.0059 mg/L	0.00137	22.96%
QC value less than the lower limit for Se 196.026 Recovery = 0.59%						
Sn 189.927†	-82.7	-0.0268 mg/L	0.00013	-0.0268 mg/L	0.00013	0.49%
QC value less than the lower limit for Sn 189.927 Recovery = -5.37%						
Sr 407.771†	-3374.2	-0.0005 mg/L	0.00001	-0.0005 mg/L	0.00001	2.30%
QC value less than the lower limit for Sr 407.771 Recovery = -0.95%						
Ti 337.279†	1613.6	0.0015 mg/L	0.00000	0.0015 mg/L	0.00000	0.17%
QC value less than the lower limit for Ti 337.279 Recovery = 0.30%						
Tl 190.801†	-0.6	-0.0022 mg/L	0.00033	-0.0022 mg/L	0.00033	15.41%
QC value less than the lower limit for Tl 190.801 Recovery = -0.43%						
V 292.402†	984.3	0.0033 mg/L	0.00017	0.0033 mg/L	0.00017	5.07%
QC value less than the lower limit for V 292.402 Recovery = 0.66%						
Zn 213.857†	-257.4	-0.0046 mg/L	0.00111	-0.0046 mg/L	0.00111	24.42%
QC value less than the lower limit for Zn 213.857 Recovery = -0.91%						

Internal Standard Check failed. Continue with analysis.
QC Failed. Continue with analysis.

Sequence No.: 169
Sample ID: ICCB
Analyst:
Initial Sample Wt:
Dilution:

Autosampler Location: 1
Date Collected: 7/16/2006 5:55:21 AM
Data Type: Original
Initial Sample Vol:
Sample Prep Vol:

Replicate Data: ICCB

Repl#	Analyte	Net Intensity	Corrected Intensity	Calib. Conc. Units	Sample Conc. Units	Analysis Time
-------	---------	---------------	---------------------	--------------------	--------------------	---------------

1	K 766.490†	421.6	-311.4	-0.1807 mg/L	-0.1807 mg/L	05:56:57
1	Li 670.784†	-16.7	-80.0	-0.0057 mg/L	-0.0057 mg/L	05:56:57
1	Na 589.592	-73.7	1113.2	-0.0308 mg/L	-0.0308 mg/L	05:56:57
1	Y 371.029	7384581.0	7384581.0	2.22 mg/L		05:57:11
1	Ag 328.068†	-4622.7	289.1	-0.0003 mg/L	-0.0003 mg/L	05:57:17
1	Al 237.313†	-119.0	24.6	0.0014 mg/L	0.0014 mg/L	05:57:17
1	As 188.979†	3.6	-4.0	-0.0070 mg/L	-0.0070 mg/L	05:57:37
1	B 182.528†	-2.5	4.1	0.0101 mg/L	0.0101 mg/L	05:57:37
1	Ba 233.527†	-73.3	100.6	-0.0003 mg/L	-0.0003 mg/L	05:57:37
1	Be 313.107†	2710.3	-1231.8	-0.0002 mg/L	-0.0002 mg/L	05:57:17
1	Ca 315.886†	1173.7	295.3	-0.0024 mg/L	-0.0024 mg/L	05:57:17
1	Cd 228.802†	130.4	-61.8	-0.0020 mg/L	-0.0020 mg/L	05:57:37
1	Co 228.616†	-144.4	115.6	0.0017 mg/L	0.0017 mg/L	05:57:37
1	Cr 267.716†	643.8	-586.9	-0.0059 mg/L	-0.0059 mg/L	05:57:17
1	Cu 324.752†	4882.6	-4440.3	-0.0171 mg/L	-0.0171 mg/L	05:57:17
1	Fe 234.349†	1128.8	-479.5	-0.0212 mg/L	-0.0212 mg/L	05:57:17
1	Fe 238.204†	785.8	-695.8	-0.0174 mg/L	-0.0174 mg/L	05:57:37
1	Mg 279.077†	245.1	-308.7	-0.0358 mg/L	-0.0358 mg/L	05:57:17
1	Mn 257.610†	1211.7	-1108.8	-0.0036 mg/L	-0.0036 mg/L	05:57:17
1	Mo 202.031†	46.8	-16.5	-0.0017 mg/L	-0.0017 mg/L	05:57:37
1	Ni 231.604†	18.6	-13.7	-0.0031 mg/L	-0.0031 mg/L	05:57:17
1	P 214.914†	77.0	-45.1	-0.0201 mg/L	-0.0201 mg/L	05:57:37
1	Pb 220.353†	-151.8	83.5	0.0093 mg/L	0.0093 mg/L	05:57:37
1	Sb 206.836†	7.6	-3.9	-0.0038 mg/L	-0.0038 mg/L	05:57:37
1	Se 196.026†	-6.3	5.4	0.0070 mg/L	0.0070 mg/L	05:57:37
1	Sn 189.927†	1.6	-82.2	-0.0267 mg/L	-0.0267 mg/L	05:57:37
1	Sr 407.771†	5630.4	-3778.5	-0.0005 mg/L	-0.0005 mg/L	05:57:11
1	Ti 337.279†	-1298.9	1524.5	0.0014 mg/L	0.0014 mg/L	05:57:17
1	Tl 190.801†	-1.5	-0.7	-0.0023 mg/L	-0.0023 mg/L	05:57:37
1	V 292.402†	-1159.5	1021.1	0.0035 mg/L	0.0035 mg/L	05:57:17
1	Zn 213.857†	682.2	-324.3	-0.0055 mg/L	-0.0055 mg/L	05:57:37
2	K 766.490†	408.3	-302.2	-0.1762 mg/L	-0.1762 mg/L	05:57:03
2	Li 670.784†	25.1	-60.3	-0.0052 mg/L	-0.0052 mg/L	05:57:03
2	Na 589.592	-60.9	1125.9	-0.0292 mg/L	-0.0292 mg/L	05:57:03
2	Y 371.029	6820788.6	6820788.6	2.05 mg/L		05:57:44
2	Ag 328.068†	-4690.5	84.1	-0.0011 mg/L	-0.0011 mg/L	05:57:49
2	Al 237.313†	-68.4	44.9	0.0039 mg/L	0.0039 mg/L	05:57:49
2	As 188.979†	5.5	-2.9	-0.0054 mg/L	-0.0054 mg/L	05:58:09
2	B 182.528†	-1.3	4.6	0.0113 mg/L	0.0113 mg/L	05:58:09
2	Ba 233.527†	-92.3	88.6	-0.0004 mg/L	-0.0004 mg/L	05:58:09
2	Be 313.107†	2734.2	-1119.3	-0.0002 mg/L	-0.0002 mg/L	05:57:49
2	Ca 315.886†	1050.1	278.8	-0.0026 mg/L	-0.0026 mg/L	05:57:49
2	Cd 228.802†	126.6	-58.8	-0.0020 mg/L	-0.0020 mg/L	05:58:09
2	Co 228.616†	-129.0	117.7	0.0017 mg/L	0.0017 mg/L	05:58:09
2	Cr 267.716†	675.2	-547.7	-0.0057 mg/L	-0.0057 mg/L	05:57:49
2	Cu 324.752†	4816.2	-4291.0	-0.0166 mg/L	-0.0166 mg/L	05:57:49
2	Fe 234.349†	1106.0	-448.6	-0.0205 mg/L	-0.0205 mg/L	05:57:49
2	Fe 238.204†	765.7	-676.3	-0.0172 mg/L	-0.0172 mg/L	05:58:09
2	Mg 279.077†	218.0	-312.8	-0.0360 mg/L	-0.0360 mg/L	05:57:49
2	Mn 257.610†	1192.0	-1073.3	-0.0036 mg/L	-0.0036 mg/L	05:57:49
2	Mo 202.031†	41.4	-17.3	-0.0018 mg/L	-0.0018 mg/L	05:58:09
2	Ni 231.604†	52.2	3.4	-0.0025 mg/L	-0.0025 mg/L	05:57:49
2	P 214.914†	67.9	-46.6	-0.0212 mg/L	-0.0212 mg/L	05:58:09
2	Pb 220.353†	-150.5	78.5	0.0087 mg/L	0.0087 mg/L	05:58:09
2	Sb 206.836†	8.3	-3.3	-0.0035 mg/L	-0.0035 mg/L	05:58:09
2	Se 196.026†	-5.8	5.4	0.0070 mg/L	0.0070 mg/L	05:58:09
2	Sn 189.927†	3.9	-81.0	-0.0263 mg/L	-0.0263 mg/L	05:58:09
2	Sr 407.771†	5294.4	-3732.7	-0.0005 mg/L	-0.0005 mg/L	05:57:44
2	Ti 337.279†	-1363.3	1444.7	0.0012 mg/L	0.0012 mg/L	05:57:49
2	Tl 190.801†	-6.6	-3.3	-0.0043 mg/L	-0.0043 mg/L	05:58:09
2	V 292.402†	-1144.4	985.4	0.0033 mg/L	0.0033 mg/L	05:57:49
2	Zn 213.857†	671.9	-303.9	-0.0052 mg/L	-0.0052 mg/L	05:58:09

Mean Data: ICCB

Analyte	Mean Corrected Intensity	Calib Conc. Units	Std.Dev.	Sample Conc. Units	Std.Dev.	RSD
Y 371.029	7102684.8	2.14 mg/L	0.120			5.61%
Internal Standard Check greater than the upper limit for Y 371.029. Recovery = 213.7%						
Ag 328.068†	186.6	-0.0007 mg/L	0.00052	-0.0007 mg/L	0.00052	74.55%
QC value within limits for Ag 328.068 Recovery = Not calculated						
Al 237.313†	34.8	0.0026 mg/L	0.00173	0.0026 mg/L	0.00173	65.20%

As	188.979†	-3.4	-0.0062 mg/L	0.00111	-0.0062 mg/L	0.00111	17.77%
QC value within limits for Al 237.313 Recovery = Not calculated							
B	182.528†	4.4	0.0107 mg/L	0.00088	0.0107 mg/L	0.00088	8.26%
QC value within limits for As 188.979 Recovery = Not calculated							
Ba	233.527†	94.6	-0.0004 mg/L	0.00008	-0.0004 mg/L	0.00008	20.75%
QC value within limits for B 182.528 Recovery = Not calculated							
Be	313.107†	-1175.5	-0.0002 mg/L	0.00002	-0.0002 mg/L	0.00002	8.88%
QC value within limits for Ba 233.527 Recovery = Not calculated							
Ca	315.886†	287.0	-0.0025 mg/L	0.00009	-0.0025 mg/L	0.00009	3.57%
QC value within limits for Be 313.107 Recovery = Not calculated							
Cd	228.802†	-60.3	-0.0020 mg/L	0.00005	-0.0020 mg/L	0.00005	2.52%
QC value within limits for Ca 315.886 Recovery = Not calculated							
Co	228.616†	116.6	0.0017 mg/L	0.00004	0.0017 mg/L	0.00004	2.62%
QC value within limits for Cd 228.802 Recovery = Not calculated							
Cr	267.716†	-567.3	-0.0058 mg/L	0.00019	-0.0058 mg/L	0.00019	3.24%
QC value less than the lower limit for Co 228.616 Recovery = Not calculated							
Cu	324.752†	-4365.7	-0.0169 mg/L	0.00038	-0.0169 mg/L	0.00038	2.23%
QC value less than the lower limit for Cr 267.716 Recovery = Not calculated							
Fe	234.349†	-464.1	-0.0209 mg/L	0.00047	-0.0209 mg/L	0.00047	2.27%
QC value less than the lower limit for Cu 324.752 Recovery = Not calculated							
Fe	238.204†	-686.1	-0.0173 mg/L	0.00012	-0.0173 mg/L	0.00012	0.70%
QC value within limits for Fe 234.349 Recovery = Not calculated							
K	766.490†	-306.8	-0.1784 mg/L	0.00318	-0.1784 mg/L	0.00318	1.78%
QC value within limits for Fe 238.204 Recovery = Not calculated							
Li	670.784†	-70.1	-0.0055 mg/L	0.00040	-0.0055 mg/L	0.00040	7.26%
QC value less than the lower limit for K 766.490 Recovery = Not calculated							
Mg	279.077†	-310.8	-0.0359 mg/L	0.00012	-0.0359 mg/L	0.00012	0.32%
QC value within limits for Li 670.784 Recovery = Not calculated							
Mn	257.610†	-1091.0	-0.0036 mg/L	0.00003	-0.0036 mg/L	0.00003	0.87%
QC value less than the lower limit for Mg 279.077 Recovery = Not calculated							
Mo	202.031†	-16.9	-0.0018 mg/L	0.00005	-0.0018 mg/L	0.00005	2.65%
QC value within limits for Mn 257.610 Recovery = Not calculated							
Na	589.592	1119.6	-0.0300 mg/L	0.00114	-0.0300 mg/L	0.00114	3.80%
QC value within limits for Mo 202.031 Recovery = Not calculated							
Ni	231.604†	-5.1	-0.0028 mg/L	0.00041	-0.0028 mg/L	0.00041	14.57%
QC value within limits for Na 589.592 Recovery = Not calculated							
P	214.914†	-45.9	-0.0207 mg/L	0.00080	-0.0207 mg/L	0.00080	3.85%
QC value less than the lower limit for Ni 231.604 Recovery = Not calculated							
Pb	220.353†	81.0	0.0090 mg/L	0.00042	0.0090 mg/L	0.00042	4.67%
QC value within limits for P 214.914 Recovery = Not calculated							
Sb	206.836†	-3.6	-0.0037 mg/L	0.00022	-0.0037 mg/L	0.00022	6.08%
QC value within limits for Pb 220.353 Recovery = Not calculated							
Se	196.026†	5.4	0.0070 mg/L	0.00003	0.0070 mg/L	0.00003	0.40%
QC value within limits for Sb 206.836 Recovery = Not calculated							
Sn	189.927†	-81.6	-0.0265 mg/L	0.00024	-0.0265 mg/L	0.00024	0.91%
QC value within limits for Se 196.026 Recovery = Not calculated							
Sr	407.771†	-3755.6	-0.0005 mg/L	0.00000	-0.0005 mg/L	0.00000	0.30%
QC value less than the lower limit for Sn 189.927 Recovery = Not calculated							
Ti	337.279†	1484.6	0.0013 mg/L	0.00008	0.0013 mg/L	0.00008	6.00%
QC value within limits for Sr 407.771 Recovery = Not calculated							
Tl	190.801†	-2.0	-0.0033 mg/L	0.00145	-0.0033 mg/L	0.00145	43.68%
QC value within limits for Ti 337.279 Recovery = Not calculated							
V	292.402†	1003.3	0.0034 mg/L	0.00010	0.0034 mg/L	0.00010	3.00%
QC value within limits for Tl 190.801 Recovery = Not calculated							
Zn	213.857†	-314.1	-0.0053 mg/L	0.00020	-0.0053 mg/L	0.00020	3.67%
QC value greater than the upper limit for V 292.402 Recovery = Not calculated							
QC value less than the lower limit for Zn 213.857 Recovery = Not calculated							

Internal Standard Check failed. Continue with analysis.
QC Failed. Continue with analysis.

Sequence No.: 170
Sample ID: ICSA
Analyst:
Initial Sample Wt:
Dilution:

Autosampler Location: 160
Date Collected: 7/16/2006 5:59:47 AM
Data Type: Original
Initial Sample Vol:
Sample Prep Vol:

Replicate Data: ICSA

Repl#	Analyte	Net Intensity	Corrected Intensity	Calib. Conc. Units	Sample Conc. Units	Analysis Time
1	K 766.490†	562.6	149.4	0.0449 mg/L	0.0449 mg/L	06:01:22

Metals Logbooks

Metals Logbooks

ESS LABORATORY
METALS PREP LOGBOOK

ANALYST: <u>KAB</u>	HNO ₃ Reagent -	AR#: <u>06-0728D</u>	Hot Plate	Temp (°C)
DATE: <u>7/4/06</u>	1:1 HCl Reagent-	WR#: <u>06-0728B</u>	<u>113 #2</u>	<u>26</u>
TIME: <u>13:30</u>	1:1 HNO ₃ Reagent-	WR#: <u>06-0630H</u>		
Batch ID: <u>B661408</u>	H ₂ O ₂ Reagent-	AR#: <u>06-0436D</u>		

Sample ID	matrix	pH	Initial wgt/vol	Final wgt/vol	QC ID/Lot #	QC wgt/vol	Method	Hot Plate Number	Comments
B661408-01	S	m	1.00	1.00	m	m	30SD	113 # 2	
-02			1.89		6E04037	0.50ml			
-03			1.75		6E04037	0.50ml			
-04			1.76		6E04038	m			
-05			1.78		m				
-06			1.85						
-07			1.75						
-08			1.73						
-09			1.86						
-10			1.93						
B661408-001			1.84		m	m			
-03			1.79		6E04037	0.50ml			
07173-11			1.93		m	m			
-12	S	m	1.81	1.00	m	m	30SD	113 # 2	

ESS LABORATORY
METALS PREP LOGBOOK

ANALYST: MMS HNO₃ Reagent - AR#: 060626D
 DATE: 7/4/06 1:1 HCl Reagent- WR#: 06013B
 TIME: 13:30 1:1 HNO₃ Reagent- WR#: 060630H
 Batch ID: B661001 H₂O₂ Reagent- AR#: 06071D

Hot Plate Temp (°C)
 HB#2 95

Sample ID	matrix	pH	Initial wgt/vol	Final wgt/vol	QC ID/Lot #	QC wgt/vol	Method	Hot Plate Number	Comments
07173-13	S	~	1.79g	1021	~	~	3050	HB#2	
-14			1.79g						
-15			1.76g						
-16			1.78g						
-17			1.78g						
-18			1.76g						
B661008(A)			1.78g						
-ms)	S	~	1.79g	1021	6004037	0594	3050	HB#2	

25

MATRIX KEY: AQ = AQUEOUS, S = SOIL, O = OIL, F = FILTER, D = SLUDGE

ESS Laboratory
Mercury Soils Prep Logbook

Batch ID: B661410

Reagent IDs:

Cal std ID*: 6611019

Analyst: KMS

Aqua Regia W0060714B

NaCl-NH₂OH*HCl W0060630B

MS 7/19/01
W0060539B

Date: 7/19/01

KMnO₄ W0060306

ICV std ID**: 6611030

Sample		Quality Control		COMMENTS	Final Vol (ml)	Bath #	Temp. (°C)	Time in	Time out
ID	Wgt (g)	ID/Lot #	Spike wt/vol						
B661410-BLH1	m	m	m		40	WB#	95		
-081	0.63	6611030	0.12						
-082	m	6611030	0.12						
-083	0.63	6611030	m						
07173-01	0.63	m							
-02	0.63								
-03	0.63								
-04	0.63								
-05	0.63								
-06	0.63								
-07	0.64								
-08	0.70								
-09	0.63								
-10	0.63								
B661410-A001	0.63	m	m						
-091	0.64	6611030	0.12						
-092	0.63	6611030	0.12						
07173-11	0.63	m	m						
-12	0.69								
-13	0.63								
-14	0.71								
-15	0.63								
-16	0.63								
-17	0.61								
-18	0.63	m	m		40	WB#	95		

* Calibration standards are prepared daily at 0.0, 0.5, 1.0, 3.0, and 5.0 ppb. See SOP for preparation instructions.

**ICV is prepared daily at a concentration of 2.0 ppb. See SOP for preparation instructions.

CONTROL# 30.0011-0601A

ESS Laboratory
Mercury Soils Prep Logbook

Batch ID: B661910
Analyst: WB
Date: 7/11/10

Reagent IDs:
Aqua Regia W02617198
KMnO₄ W02618306

Cal std ID*: 6611014
NaCl-NH₂OH*HCl W02618303
ICV std ID**: 6611020

Sample		Quality Control		COMMENTS	Final Vol (ml)	Bath #	Temp. (°C)	Time in	Time out
ID	Wgt (g)	ID/Lot #	Spike wt/vol						
W0261910-001 7/11/10	2.63g	m	m		40	WB #	95		
-m12	0.63g	6611020	0.10		↓	↓	↓		
-m20	2.66g	6611020	0.12		40	WB #	95		

* Calibration standards are prepared daily at 0.0, 0.5, 1.0, 3.0, and 5.0 ppb. See SOP for preparation instructions.

**ICV is prepared daily at a concentration of 2.0 ppb. See SOP for preparation instructions.



DataPack™

Lot No. D048-540
Revised: 09/12/05

Trace Metals in Soil


Catalog No. 540

Certification

Method 3050 HNO ₃ , H ₂ O ₂ , HCL	Total Concentration ¹ (mg/Kg)	Certified Value ² (mg/Kg)	Performance Acceptance Limits™ ³ (mg/Kg)
aluminum	55800*	7590	4390 - 10800
antimony	194	77.5	D.L. - 173
arsenic	90.3	80.9	64.5 - 97.3
barium	810*	156	128 - 184
beryllium	157	143	117 - 169
boron	144	96.6	54.0 - 139
cadmium	264	233	188 - 277
calcium	10500*	4320	3420 - 5220
chromium	73.9	60.8	47.7 - 73.8
cobalt	74.3	68.6	56.1 - 81.1
copper	144	131	108 - 154
iron	24400*	14400	7420 - 21400
lead	96.8	76.8	61.9 - 91.8
magnesium	3780*	2220	1710 - 2730
manganese	579	304	243 - 365
mercury	3.66	3.60	2.45 - 4.75
molybdenum	70.1	58.4	46.3 - 70.5
nickel	61.2	49.6	40.4 - 58.8
potassium	32500*	2380	1700 - 3060
selenium	94.9	82.9	62.6 - 103
silver	89.6	80.0	49.0 - 111
sodium	14900*	456	254 - 658
strontium	327	113	90.1 - 136
thallium	178	158	119 - 197
tin	199	175	122 - 228
titanium	3100*	281	111 - 451
vanadium	111	72.4	51.7 - 93.0
zinc	140	116	90.5 - 141

6E04038

Method 3050 HNO ₃ , H ₂ O ₂	Total Concentration ¹ mg/Kg	Certified Value ² mg/Kg	Performance Acceptance Limits™ ³ mg/Kg
aluminum	55800*	8250	4770 - 11700
antimony	194	62.2	D.L. - 171
arsenic	90.3	79.8	61.2 - 98.4
barium	810*	159	125 - 193
beryllium	157	148	114 - 182
boron	144	97.8	64.4 - 131
cadmium	264	240	191 - 289
calcium	10500*	4450	3450 - 5450
chromium	73.9	57.9	45.3 - 70.5
cobalt	74.3	68.3	54.9 - 81.7
copper	144	131	108 - 156
iron	24400*	12700	7300 - 18000
lead	96.8	79.3	62.4 - 96.2
magnesium	3780*	2420	1800 - 3040
manganese	579	305	240 - 371
mercury	3.66	3.60	2.45 - 4.75
molybdenum	70.1	56.7	46.3 - 73.7
nickel	61.2	51.8	40.4 - 58.8
potassium	32500*	2570	1700 - 3060
selenium	94.9	82.9	62.6 - 103
silver	89.6	80.0	49.0 - 111
sodium	14900*	456	254 - 658
strontium	327	113	90.1 - 136
thallium	178	158	119 - 197
tin	199	175	122 - 228
titanium	3100*	281	111 - 451
vanadium	111	66.9	51.7 - 93.0
zinc	140	116	90.5 - 141



346

Semi-Volatile Organics Data Package

Semi-Volatile Organics Sample Data

ESS Laboratory

Division of Thielsch Engineering, Inc.

CERTIFICATE OF ANALYSIS

Client Name: MACTEC Engineering & Consulting, Inc.
Client Project ID: Providence Gorham Site
Client Sample ID: SS-SI56 S100
Date Sampled: 07/14/06 10:00
Percent Solids: 95
Initial Volume: 19.4
Final Volume: 1
Extraction Method: 3541

ESS Laboratory Work Order: 0607173
ESS Laboratory Sample ID: 0607173-01
Sample Matrix: Soil
Analyst: VSC
Prepared: 07/15/06

8270C Polynuclear Aromatic Hydrocarbons

<u>Analyte</u>	<u>Results</u>	<u>Units</u>	<u>MRL</u>	<u>DF</u>	<u>Analyzed</u>
1-Methylnaphthalene	ND	ug/Kg dry	543	1	07/20/06
2-Methylnaphthalene	ND	ug/Kg dry	543	1	07/20/06
Acenaphthene	618	ug/Kg dry	543	1	07/20/06
Acenaphthylene	ND	ug/Kg dry	543	1	07/20/06
Anthracene	1230	ug/Kg dry	543	1	07/20/06
Benzo(a)anthracene	4450	ug/Kg dry	543	1	07/20/06
Benzo(a)pyrene	4440	ug/Kg dry	543	1	07/20/06
Benzo(b)fluoranthene	5430	ug/Kg dry	543	1	07/20/06
Benzo(g,h,i)perylene	1850	ug/Kg dry	543	1	07/20/06
Benzo(k)fluoranthene	2590	ug/Kg dry	543	1	07/20/06
Chrysene	4420	ug/Kg dry	543	1	07/20/06
Dibenzo(a,h)Anthracene	ND	ug/Kg dry	543	1	07/20/06
Fluoranthene	6690	ug/Kg dry	543	1	07/20/06
Fluorene	ND	ug/Kg dry	543	1	07/20/06
Indeno(1,2,3-cd)Pyrene	1940	ug/Kg dry	543	1	07/20/06
Naphthalene	ND	ug/Kg dry	543	1	07/20/06
Phenanthrene	4730	ug/Kg dry	543	1	07/20/06
Pyrene	6300	ug/Kg dry	543	1	07/20/06

	<u>%Recovery</u>	<u>Qualifier</u>	<u>Limits</u>
Surrogate: 1,2-Dichlorobenzene-d4	74 %		30-130
Surrogate: 2-Fluorobiphenyl	77 %		30-130
Surrogate: Nitrobenzene-d5	72 %		30-130
Surrogate: p-Terphenyl-d14	72 %		30-130

ESS Laboratory

Division of Thielsch Engineering, Inc.

CERTIFICATE OF ANALYSIS

Client Name: MACTEC Engineering & Consulting, Inc.
Client Project ID: Providence Gorham Site
Client Sample ID: SS-SI56 S105
Date Sampled: 07/14/06 10:00
Percent Solids: 95
Initial Volume: 19.4
Final Volume: 1
Extraction Method: 3541

ESS Laboratory Work Order: 0607173
ESS Laboratory Sample ID: 0607173-02
Sample Matrix: Soil
Analyst: VSC
Prepared: 07/15/06

8270C Polynuclear Aromatic Hydrocarbons

<u>Analyte</u>	<u>Results</u>	<u>Units</u>	<u>MRL</u>	<u>DF</u>	<u>Analyzed</u>
1-Methylnaphthalene	ND	ug/Kg dry	543	1	07/20/06
2-Methylnaphthalene	ND	ug/Kg dry	543	1	07/20/06
Acenaphthene	ND	ug/Kg dry	543	1	07/20/06
Acenaphthylene	ND	ug/Kg dry	543	1	07/20/06
Anthracene	ND	ug/Kg dry	543	1	07/20/06
Benzo(a)anthracene	ND	ug/Kg dry	543	1	07/20/06
Benzo(a)pyrene	ND	ug/Kg dry	543	1	07/20/06
Benzo(b)fluoranthene	ND	ug/Kg dry	543	1	07/20/06
Benzo(g,h,i)perylene	ND	ug/Kg dry	543	1	07/20/06
Benzo(k)fluoranthene	ND	ug/Kg dry	543	1	07/20/06
Chrysene	ND	ug/Kg dry	543	1	07/20/06
Dibenzo(a,h)Anthracene	ND	ug/Kg dry	543	1	07/20/06
Fluoranthene	ND	ug/Kg dry	543	1	07/20/06
Fluorene	ND	ug/Kg dry	543	1	07/20/06
Indeno(1,2,3-cd)Pyrene	ND	ug/Kg dry	543	1	07/20/06
Naphthalene	ND	ug/Kg dry	543	1	07/20/06
Phenanthrene	ND	ug/Kg dry	543	1	07/20/06
Pyrene	ND	ug/Kg dry	543	1	07/20/06

	<u>%Recovery</u>	<u>Qualifier</u>	<u>Limits</u>
Surrogate: 1,2-Dichlorobenzene-d4	91 %		30-130
Surrogate: 2-Fluorobiphenyl	91 %		30-130
Surrogate: Nitrobenzene-d5	89 %		30-130
Surrogate: p-Terphenyl-d14	88 %		30-130

ESS Laboratory

Division of Thielsch Engineering, Inc.

CERTIFICATE OF ANALYSIS

Client Name: MACTEC Engineering & Consulting, Inc.
Client Project ID: Providence Gorham Site
Client Sample ID: SS-SI57 B1
Date Sampled: 07/14/06 10:15
Percent Solids: 73
Initial Volume: 19.6
Final Volume: 1
Extraction Method: 3541

ESS Laboratory Work Order: 0607173
ESS Laboratory Sample ID: 0607173-03
Sample Matrix: Soil
Analyst: VSC
Prepared: 07/15/06

8270C Polynuclear Aromatic Hydrocarbons

<u>Analyte</u>	<u>Results</u>	<u>Units</u>	<u>MRL</u>	<u>DF</u>	<u>Analyzed</u>
1-Methylnaphthalene	ND	ug/Kg dry	699	1	07/19/06
2-Methylnaphthalene	ND	ug/Kg dry	699	1	07/19/06
Acenaphthene	ND	ug/Kg dry	699	1	07/19/06
Acenaphthylene	ND	ug/Kg dry	699	1	07/19/06
Anthracene	ND	ug/Kg dry	699	1	07/19/06
Benzo(a)anthracene	ND	ug/Kg dry	699	1	07/19/06
Benzo(a)pyrene	ND	ug/Kg dry	699	1	07/19/06
Benzo(b)fluoranthene	ND	ug/Kg dry	699	1	07/19/06
Benzo(g,h,i)perylene	ND	ug/Kg dry	699	1	07/19/06
Benzo(k)fluoranthene	ND	ug/Kg dry	699	1	07/19/06
Chrysene	ND	ug/Kg dry	699	1	07/19/06
Dibenzo(a,h)Anthracene	ND	ug/Kg dry	699	1	07/19/06
Fluoranthene	ND	ug/Kg dry	699	1	07/19/06
Fluorene	ND	ug/Kg dry	699	1	07/19/06
Indeno(1,2,3-cd)Pyrene	ND	ug/Kg dry	699	1	07/19/06
Naphthalene	ND	ug/Kg dry	699	1	07/19/06
Phenanthrene	ND	ug/Kg dry	699	1	07/19/06
Pyrene	ND	ug/Kg dry	699	1	07/19/06

	<u>%Recovery</u>	<u>Qualifier</u>	<u>Limits</u>
Surrogate: 1,2-Dichlorobenzene-d4	75 %		30-130
Surrogate: 2-Fluorobiphenyl	75 %		30-130
Surrogate: Nitrobenzene-d5	73 %		30-130
Surrogate: p-Terphenyl-d14	72 %		30-130

ESS Laboratory

Division of Thielsch Engineering, Inc.

CERTIFICATE OF ANALYSIS

Client Name: MACTEC Engineering & Consulting, Inc.
Client Project ID: Providence Gorham Site
Client Sample ID: SS-SI58
Date Sampled: 07/14/06 10:30
Percent Solids: 93
Initial Volume: 19.5
Final Volume: 1
Extraction Method: 3541

ESS Laboratory Work Order: 0607173
ESS Laboratory Sample ID: 0607173-04
Sample Matrix: Soil
Analyst: VSC
Prepared: 07/15/06

8270C Polynuclear Aromatic Hydrocarbons

<u>Analyte</u>	<u>Results</u>	<u>Units</u>	<u>MRL</u>	<u>DF</u>	<u>Analyzed</u>
1-Methylnaphthalene	729	ug/Kg dry	551	1	07/20/06
2-Methylnaphthalene	986	ug/Kg dry	551	1	07/20/06
Acenaphthene	1090	ug/Kg dry	551	1	07/20/06
Acenaphthylene	4660	ug/Kg dry	551	1	07/20/06
Anthracene	3530	ug/Kg dry	551	1	07/20/06
Benzo(a)anthracene	9430	ug/Kg dry	551	1	07/20/06
Benzo(a)pyrene	8510	ug/Kg dry	551	1	07/20/06
Benzo(b)fluoranthene	E 12500	ug/Kg dry	551	1	07/20/06
Benzo(g,h,i)perylene	3310	ug/Kg dry	551	1	07/20/06
Benzo(k)fluoranthene	4630	ug/Kg dry	551	1	07/20/06
Chrysene	8200	ug/Kg dry	551	1	07/20/06
Dibenzo(a,h)Anthracene	ND	ug/Kg dry	551	1	07/20/06
Fluoranthene	E 20800	ug/Kg dry	551	1	07/20/06
Fluorene	2060	ug/Kg dry	551	1	07/20/06
Indeno(1,2,3-cd)Pyrene	3390	ug/Kg dry	551	1	07/20/06
Naphthalene	1370	ug/Kg dry	551	1	07/20/06
Phenanthrene	E 20300	ug/Kg dry	551	1	07/20/06
Pyrene	E 18200	ug/Kg dry	551	1	07/20/06

	<u>%Recovery</u>	<u>Qualifier</u>	<u>Limits</u>
Surrogate: 1,2-Dichlorobenzene-d4	86 %		30-130
Surrogate: 2-Fluorobiphenyl	86 %		30-130
Surrogate: Nitrobenzene-d5	83 %		30-130
Surrogate: p-Terphenyl-d14	88 %		30-130

REVISED

AUG 03 2006

ESS Laboratory

Division of Thielsch Engineering, Inc.

CERTIFICATE OF ANALYSIS

Client Name: MACTEC Engineering & Consulting, Inc.
Client Project ID: Providence Gorham Site
Client Sample ID: SS-SI58
Date Sampled: 07/14/06 10:30
Percent Solids: 93
Initial Volume: 19.5
Final Volume: 1
Extraction Method: 3541

ESS Laboratory Work Order: 0607173
ESS Laboratory Sample ID: 0607173-04RE1
Sample Matrix: Soil
Analyst: VSC
Prepared: 07/15/06

8270C Polynuclear Aromatic Hydrocarbons

<u>Analyte</u>	<u>Results</u>	<u>Units</u>	<u>MRL</u>	<u>DF</u>	<u>Analyzed</u>
1-Methylnaphthalene	ND	ug/Kg dry	2760	5	07/21/06
2-Methylnaphthalene	ND	ug/Kg dry	2760	5	07/21/06
Acenaphthene	ND	ug/Kg dry	2760	5	07/21/06
Acenaphthylene	5850	ug/Kg dry	2760	5	07/21/06
Anthracene	4860	ug/Kg dry	2760	5	07/21/06
Benzo(a)anthracene	10700	ug/Kg dry	2760	5	07/21/06
Benzo(a)pyrene	10900	ug/Kg dry	2760	5	07/21/06
Benzo(b)fluoranthene	10800	ug/Kg dry	2760	5	07/21/06
Benzo(g,h,i)perylene	7520	ug/Kg dry	2760	5	07/21/06
Benzo(k)fluoranthene	5380	ug/Kg dry	2760	5	07/21/06
Chrysene	10500	ug/Kg dry	2760	5	07/21/06
Dibenzo(a,h)Anthracene	ND	ug/Kg dry	2760	5	07/21/06
Fluoranthene	26100	ug/Kg dry	2760	5	07/21/06
Fluorene	ND	ug/Kg dry	2760	5	07/21/06
Indeno(1,2,3-cd)Pyrene	7040	ug/Kg dry	2760	5	07/21/06
Naphthalene	ND	ug/Kg dry	2760	5	07/21/06
Phenanthrene	25900	ug/Kg dry	2760	5	07/21/06
Pyrene	22600	ug/Kg dry	2760	5	07/21/06

	<u>%Recovery</u>	<u>Qualifier</u>	<u>Limits</u>
Surrogate: 1,2-Dichlorobenzene-d4	108 %		30-130
Surrogate: 2-Fluorobiphenyl	112 %		30-130
Surrogate: Nitrobenzene-d5	96 %		30-130
Surrogate: p-Terphenyl-d14	102 %		30-130

REVISED

AUG 03 2006

ESS Laboratory

Division of Thielsch Engineering, Inc.

CERTIFICATE OF ANALYSIS

Client Name: MACTEC Engineering & Consulting, Inc.
Client Project ID: Providence Gorham Site
Client Sample ID: SS-SI59
Date Sampled: 07/14/06 10:45
Percent Solids: 95
Initial Volume: 19.5
Final Volume: 1
Extraction Method: 3541

ESS Laboratory Work Order: 0607173
ESS Laboratory Sample ID: 0607173-05
Sample Matrix: Soil
Analyst: VSC
Prepared: 07/15/06

8270C Polynuclear Aromatic Hydrocarbons

<u>Analyte</u>	<u>Results</u>	<u>Units</u>	<u>MRL</u>	<u>DF</u>	<u>Analyzed</u>
1-Methylnaphthalene	ND	ug/Kg dry	540	1	07/21/06
2-Methylnaphthalene	ND	ug/Kg dry	540	1	07/21/06
Acenaphthene	ND	ug/Kg dry	540	1	07/21/06
Acenaphthylene	ND	ug/Kg dry	540	1	07/21/06
Anthracene	645	ug/Kg dry	540	1	07/21/06
Benzo(a)anthracene	1750	ug/Kg dry	540	1	07/21/06
Benzo(a)pyrene	1830	ug/Kg dry	540	1	07/21/06
Benzo(b)fluoranthene	1760	ug/Kg dry	540	1	07/21/06
Benzo(g,h,i)perylene	853	ug/Kg dry	540	1	07/21/06
Benzo(k)fluoranthene	2280	ug/Kg dry	540	1	07/21/06
Chrysene	1940	ug/Kg dry	540	1	07/21/06
Dibenzo(a,h)Anthracene	ND	ug/Kg dry	540	1	07/21/06
Fluoranthene	3350	ug/Kg dry	540	1	07/21/06
Fluorene	ND	ug/Kg dry	540	1	07/21/06
Indeno(1,2,3-cd)Pyrene	819	ug/Kg dry	540	1	07/21/06
Naphthalene	ND	ug/Kg dry	540	1	07/21/06
Phenanthrene	2290	ug/Kg dry	540	1	07/21/06
Pyrene	3670	ug/Kg dry	540	1	07/21/06

	<u>%Recovery</u>	<u>Qualifier</u>	<u>Limits</u>
Surrogate: 1,2-Dichlorobenzene-d4	74 %		30-130
Surrogate: 2-Fluorobiphenyl	80 %		30-130
Surrogate: Nitrobenzene-d5	74 %		30-130
Surrogate: p-Terphenyl-d14	98 %		30-130

ESS Laboratory

Division of Thielsch Engineering, Inc.

CERTIFICATE OF ANALYSIS

Client Name: MACTEC Engineering & Consulting, Inc.
Client Project ID: Providence Gorham Site
Client Sample ID: SS-SI60
Date Sampled: 07/14/06 11:00
Percent Solids: 92
Initial Volume: 19.5
Final Volume: 1
Extraction Method: 354I

ESS Laboratory Work Order: 0607173
ESS Laboratory Sample ID: 0607173-06
Sample Matrix: Soil
Analyst: VSC
Prepared: 07/15/06

8270C Polynuclear Aromatic Hydrocarbons

<u>Analyte</u>	<u>Results</u>	<u>Units</u>	<u>MRL</u>	<u>DF</u>	<u>Analyzed</u>
1-Methylnaphthalene	ND	ug/Kg dry	557	1	07/21/06
2-Methylnaphthalene	ND	ug/Kg dry	557	1	07/21/06
Acenaphthene	1840	ug/Kg dry	557	1	07/21/06
Acenaphthylene	4820	ug/Kg dry	557	1	07/21/06
Anthracene	E 15900	ug/Kg dry	557	1	07/21/06
Benzo(a)anthracene	E 22700	ug/Kg dry	557	1	07/21/06
Benzo(a)pyrene	E 22200	ug/Kg dry	557	1	07/21/06
Benzo(b)fluoranthene	E 40200	ug/Kg dry	557	1	07/21/06
Benzo(g,h,i)perylene	E 18900	ug/Kg dry	557	1	07/21/06
Benzo(k)fluoranthene	ND	ug/Kg dry	557	1	07/21/06
Chrysene	E 26500	ug/Kg dry	557	1	07/21/06
Dibenzo(a,h)Anthracene	1790	ug/Kg dry	557	1	07/21/06
Fluoranthene	E 2160	ug/Kg dry	557	1	07/21/06
Fluorene	2160	ug/Kg dry	557	1	07/21/06
Indeno(1,2,3-cd)Pyrene	3340	ug/Kg dry	557	1	07/21/06
Naphthalene	1370	ug/Kg dry	557	1	07/21/06
Phenanthrene	E 16000	ug/Kg dry	557	1	07/21/06
Pyrene	3410	ug/Kg dry	557	1	07/21/06

	<u>%Recovery</u>	<u>Qualifier</u>	<u>Limits</u>
Surrogate: 1,2-Dichlorobenzene-d4	72 %		30-130
Surrogate: 2-Fluorobiphenyl	81 %		30-130
Surrogate: Nitrobenzene-d5	73 %		30-130
Surrogate: p-Terphenyl-d14	169 %	+	30-130

REVISED

AUG 03 2006

ESS Laboratory

Division of Thielsch Engineering, Inc.

CERTIFICATE OF ANALYSIS

Client Name: MACTEC Engineering & Consulting, Inc.
Client Project ID: Providence Gorham Site
Client Sample ID: SS-SI60
Date Sampled: 07/14/06 11:00
Percent Solids: 92
Initial Volume: 19.5
Final Volume: 1
Extraction Method: 3541

ESS Laboratory Work Order: 0607173
ESS Laboratory Sample ID: 0607173-06RE1
Sample Matrix: Soil
Analyst: VSC
Prepared: 07/15/06

8270C Polynuclear Aromatic Hydrocarbons

<u>Analyte</u>	<u>Results</u>	<u>Units</u>	<u>MRL</u>	<u>DF</u>	<u>Analyzed</u>
1-Methylnaphthalene	ND	ug/Kg dry	5570	10	07/22/06
2-Methylnaphthalene	ND	ug/Kg dry	5570	10	07/22/06
Acenaphthene	ND	ug/Kg dry	5570	10	07/22/06
Acenaphthylene	107000	ug/Kg dry	5570	10	07/22/06
Anthracene	20800	ug/Kg dry	5570	10	07/22/06
Benzo(a)anthracene	18000	ug/Kg dry	5570	10	07/22/06
Benzo(a)pyrene	27100	ug/Kg dry	5570	10	07/22/06
Benzo(b)fluoranthene	16900	ug/Kg dry	5570	10	07/22/06
Benzo(g,h,i)perylene	18400	ug/Kg dry	5570	10	07/22/06
Benzo(k)fluoranthene	16800	ug/Kg dry	5570	10	07/22/06
Chrysene	22600	ug/Kg dry	5570	10	07/22/06
Dibenzo(a,h)Anthracene	ND	ug/Kg dry	5570	10	07/22/06
Fluoranthene	17400	ug/Kg dry	5570	10	07/22/06
Fluorene	ND	ug/Kg dry	5570	10	07/22/06
Indeno(1,2,3-cd)Pyrene	18400	ug/Kg dry	5570	10	07/22/06
Naphthalene	ND	ug/Kg dry	5570	10	07/22/06
Phenanthrene	16700	ug/Kg dry	5570	10	07/22/06
Pyrene	ND	ug/Kg dry	5570	10	07/22/06

	<u>%Recovery</u>	<u>Qualifier</u>	<u>Limits</u>
Surrogate: 1,2-Dichlorobenzene-d4	%	+	30-130
Surrogate: 2-Fluorobiphenyl	53 %		30-130
Surrogate: Nitrobenzene-d5	25 %	+	30-130
Surrogate: p-Terphenyl-d14	20 %	+	30-130

REVISED

AUG 03 2006

ESS Laboratory

Division of Thielsch Engineering, Inc.

CERTIFICATE OF ANALYSIS

Client Name: MACTEC Engineering & Consulting, Inc.
Client Project ID: Providence Gorham Site
Client Sample ID: SS-SI61 S100
Date Sampled: 07/14/06 11:15
Percent Solids: 90
Initial Volume: 19.5
Final Volume: 1
Extraction Method: 3541

ESS Laboratory Work Order: 0607173
ESS Laboratory Sample ID: 0607173-07
Sample Matrix: Soil
Analyst: VSC
Prepared: 07/15/06

8270C Polynuclear Aromatic Hydrocarbons

<u>Analyte</u>	<u>Results</u>	<u>Units</u>	<u>MRL</u>	<u>DF</u>	<u>Analyzed</u>
1-Methylnaphthalene	ND	ug/Kg dry	570	1	07/21/06
2-Methylnaphthalene	ND	ug/Kg dry	570	1	07/21/06
Acenaphthene	1630	ug/Kg dry	570	1	07/21/06
Acenaphthylene	ND	ug/Kg dry	570	1	07/21/06
Anthracene	3370	ug/Kg dry	570	1	07/21/06
Benzo(a)anthracene	6630	ug/Kg dry	570	1	07/21/06
Benzo(a)pyrene	5700	ug/Kg dry	570	1	07/21/06
Benzo(b)fluoranthene	8010	ug/Kg dry	570	1	07/21/06
Benzo(g,h,i)perylene	1600	ug/Kg dry	570	1	07/21/06
Benzo(k)fluoranthene	2850	ug/Kg dry	570	1	07/21/06
Chrysene	6290	ug/Kg dry	570	1	07/21/06
Dibenzo(a,h)Anthracene	ND	ug/Kg dry	570	1	07/21/06
Fluoranthene	11400	ug/Kg dry	570	1	07/21/06
Fluorene	1700	ug/Kg dry	570	1	07/21/06
Indeno(1,2,3-cd)Pyrene	1690	ug/Kg dry	570	1	07/21/06
Naphthalene	1040	ug/Kg dry	570	1	07/21/06
Phenanthrene	11200	ug/Kg dry	570	1	07/21/06
Pyrene	10700	ug/Kg dry	570	1	07/21/06

	<u>%Recovery</u>	<u>Qualifier</u>	<u>Limits</u>
Surrogate: 1,2-Dichlorobenzene-d4	65 %		30-130
Surrogate: 2-Fluorobiphenyl	68 %		30-130
Surrogate: Nitrobenzene-d5	66 %		30-130
Surrogate: p-Terphenyl-d14	72 %		30-130

ESS Laboratory

Division of Thielsch Engineering, Inc.

CERTIFICATE OF ANALYSIS

Client Name: MACTEC Engineering & Consulting, Inc.
Client Project ID: Providence Gorham Site
Client Sample ID: SS-SI61 S105
Date Sampled: 07/14/06 11:15
Percent Solids: 89
Initial Volume: 19.6
Final Volume: 1
Extraction Method: 3541

ESS Laboratory Work Order: 0607173
ESS Laboratory Sample ID: 0607173-08
Sample Matrix: Soil
Analyst: VSC
Prepared: 07/15/06

8270C Polynuclear Aromatic Hydrocarbons

<u>Analyte</u>	<u>Results</u>	<u>Units</u>	<u>MRL</u>	<u>DF</u>	<u>Analyzed</u>
1-Methylnaphthalene	ND	ug/Kg dry	573	1	07/20/06
2-Methylnaphthalene	ND	ug/Kg dry	573	1	07/20/06
Acenaphthene	748	ug/Kg dry	573	1	07/20/06
Acenaphthylene	927	ug/Kg dry	573	1	07/20/06
Anthracene	2410	ug/Kg dry	573	1	07/20/06
Benzo(a)anthracene	10200	ug/Kg dry	573	1	07/20/06
Benzo(a)pyrene	10200	ug/Kg dry	573	1	07/20/06
Benzo(b)fluoranthene	E 15200	ug/Kg dry	573	1	07/20/06
Benzo(g,h,i)perylene	3710	ug/Kg dry	573	1	07/20/06
Benzo(k)fluoranthene	5100	ug/Kg dry	573	1	07/20/06
Chrysene	9620	ug/Kg dry	573	1	07/20/06
Dibenzo(a,h)Anthracene	ND	ug/Kg dry	573	1	07/20/06
Fluoranthene	E 14300	ug/Kg dry	573	1	07/20/06
Fluorene	765	ug/Kg dry	573	1	07/20/06
Indeno(1,2,3-cd)Pyrene	3770	ug/Kg dry	573	1	07/20/06
Naphthalene	ND	ug/Kg dry	573	1	07/20/06
Phenanthrene	8820	ug/Kg dry	573	1	07/20/06
Pyrene	E 14700	ug/Kg dry	573	1	07/20/06

	<u>%Recovery</u>	<u>Qualifier</u>	<u>Limits</u>
Surrogate: 1,2-Dichlorobenzene-d4	82 %		30-130
Surrogate: 2-Fluorobiphenyl	86 %		30-130
Surrogate: Nitrobenzene-d5	77 %		30-130
Surrogate: p-Terphenyl-d14	86 %		30-130

REVISED

AUG 03 2006

ESS Laboratory

Division of Thielsch Engineering, Inc.

CERTIFICATE OF ANALYSIS

Client Name: MACTEC Engineering & Consulting, Inc.
Client Project ID: Providence Gorham Site
Client Sample ID: SS-SI61 S105
Date Sampled: 07/14/06 11:15
Percent Solids: 89
Initial Volume: 19.6
Final Volume: 1
Extraction Method: 3541

ESS Laboratory Work Order: 0607173
ESS Laboratory Sample ID: 0607173-08RE1
Sample Matrix: Soil
Analyst: VSC
Prepared: 07/15/06

8270C Polynuclear Aromatic Hydrocarbons

<u>Analyte</u>	<u>Results</u>	<u>Units</u>	<u>MRL</u>	<u>DF</u>	<u>Analyzed</u>
1-Methylnaphthalene	ND	ug/Kg dry	2870	5	07/21/06
2-Methylnaphthalene	ND	ug/Kg dry	2870	5	07/21/06
Acenaphthene	ND	ug/Kg dry	2870	5	07/21/06
Acenaphthylene	ND	ug/Kg dry	2870	5	07/21/06
Anthracene	2890	ug/Kg dry	2870	5	07/21/06
Benzo(a)anthracene	9820	ug/Kg dry	2870	5	07/21/06
Benzo(a)pyrene	11300	ug/Kg dry	2870	5	07/21/06
Benzo(b)fluoranthene	10200	ug/Kg dry	2870	5	07/21/06
Benzo(g,h,i)perylene	5640	ug/Kg dry	2870	5	07/21/06
Benzo(k)fluoranthene	6090	ug/Kg dry	2870	5	07/21/06
Chrysene	10300	ug/Kg dry	2870	5	07/21/06
Dibenzo(a,h)Anthracene	ND	ug/Kg dry	2870	5	07/21/06
Fluoranthene	17300	ug/Kg dry	2870	5	07/21/06
Fluorene	ND	ug/Kg dry	2870	5	07/21/06
Indeno(1,2,3-cd)Pyrene	5840	ug/Kg dry	2870	5	07/21/06
Naphthalene	ND	ug/Kg dry	2870	5	07/21/06
Phenanthrene	9800	ug/Kg dry	2870	5	07/21/06
Pyrene	15600	ug/Kg dry	2870	5	07/21/06

	<u>%Recovery</u>	<u>Qualifier</u>	<u>Limits</u>
Surrogate: 1,2-Dichlorobenzene-d4	86 %		30-130
Surrogate: 2-Fluorobiphenyl	92 %		30-130
Surrogate: Nitrobenzene-d5	77 %		30-130
Surrogate: p-Terphenyl-d14	85 %		30-130

REVISED

AUG 03 2006

ESS Laboratory

Division of Thielsch Engineering, Inc.

CERTIFICATE OF ANALYSIS

Client Name: MACTEC Engineering & Consulting, Inc.
Client Project ID: Providence Gorham Site
Client Sample ID: SS-SI62 S100
Date Sampled: 07/14/06.11:30
Percent Solids: 91
Initial Volume: 19.8
Final Volume: 1
Extraction Method: 3541

ESS Laboratory Work Order: 0607173
ESS Laboratory Sample ID: 0607173-09
Sample Matrix: Soil
Analyst: VSC
Prepared: 07/15/06

8270C Polynuclear Aromatic Hydrocarbons

<u>Analyte</u>	<u>Results</u>	<u>Units</u>	<u>MRL</u>	<u>DF</u>	<u>Analyzed</u>
1-Methylnaphthalene	ND	ug/Kg dry	555	1	07/20/06
2-Methylnaphthalene	ND	ug/Kg dry	555	1	07/20/06
Acenaphthene	ND	ug/Kg dry	555	1	07/20/06
Acenaphthylene	ND	ug/Kg dry	555	1	07/20/06
Anthracene	1320	ug/Kg dry	555	1	07/20/06
Benzo(a)anthracene	2750	ug/Kg dry	555	1	07/20/06
Benzo(a)pyrene	2420	ug/Kg dry	555	1	07/20/06
Benzo(b)fluoranthene	2580	ug/Kg dry	555	1	07/20/06
Benzo(g,h,i)perylene	997	ug/Kg dry	555	1	07/20/06
Benzo(k)fluoranthene	1470	ug/Kg dry	555	1	07/20/06
Chrysene	2670	ug/Kg dry	555	1	07/20/06
Dibenzo(a,h)Anthracene	ND	ug/Kg dry	555	1	07/20/06
Fluoranthene	5610	ug/Kg dry	555	1	07/20/06
Fluorene	ND	ug/Kg dry	555	1	07/20/06
Indeno(1,2,3-cd)Pyrene	1030	ug/Kg dry	555	1	07/20/06
Naphthalene	ND	ug/Kg dry	555	1	07/20/06
Phenanthrene	5220	ug/Kg dry	555	1	07/20/06
Pyrene	5210	ug/Kg dry	555	1	07/20/06

	<i>%Recovery</i>	<i>Qualifier</i>	<i>Limits</i>
<i>Surrogate: 1,2-Dichlorobenzene-d4</i>	84 %		30-130
<i>Surrogate: 2-Fluorobiphenyl</i>	83 %		30-130
<i>Surrogate: Nitrobenzene-d5</i>	80 %		30-130
<i>Surrogate: p-Terphenyl-d14</i>	81 %		30-130

ESS Laboratory

Division of Thielsch Engineering, Inc.

CERTIFICATE OF ANALYSIS

Client Name: MACTEC Engineering & Consulting, Inc.
Client Project ID: Providence Gorham Site
Client Sample ID: SS-SI62 S105
Date Sampled: 07/14/06 11:30
Percent Solids: 85
Initial Volume: 19.8
Final Volume: 1
Extraction Method: 3541

ESS Laboratory Work Order: 0607173
ESS Laboratory Sample ID: 0607173-10
Sample Matrix: Soil
Analyst: VSC
Prepared: 07/15/06

8270C Polynuclear Aromatic Hydrocarbons

<u>Analyte</u>	<u>Results</u>	<u>Units</u>	<u>MRL</u>	<u>DF</u>	<u>Analyzed</u>
1-Methylnaphthalene	6430	ug/Kg dry	594	1	07/21/06
2-Methylnaphthalene	8980	ug/Kg dry	594	1	07/21/06
Acenaphthene	11900	ug/Kg dry	594	1	07/21/06
Acenaphthylene	6040	ug/Kg dry	594	1	07/21/06
Anthracene	E 5180000	ug/Kg dry	594	1	07/21/06
Benzo(a)anthracene	E 46600	ug/Kg dry	594	1	07/21/06
Benzo(a)pyrene	E 19500	ug/Kg dry	594	1	07/21/06
Benzo(b)fluoranthene	E 47300	ug/Kg dry	594	1	07/21/06
Benzo(g,h,i)perylene	E 13900	ug/Kg dry	594	1	07/21/06
Benzo(k)fluoranthene	ND	ug/Kg dry	594	1	07/21/06
Chrysene	E 54500	ug/Kg dry	594	1	07/21/06
Dibenzo(a,h)Anthracene	8410	ug/Kg dry	594	1	07/21/06
Fluoranthene	E 3880000	ug/Kg dry	594	1	07/21/06
Fluorene	E 19800	ug/Kg dry	594	1	07/21/06
Indeno(1,2,3-cd)Pyrene	E 14900	ug/Kg dry	594	1	07/21/06
Naphthalene	E 17600	ug/Kg dry	594	1	07/21/06
Phenanthrene	E 146000	ug/Kg dry	594	1	07/21/06
Pyrene	5540	ug/Kg dry	594	1	07/21/06

	<u>%Recovery</u>	<u>Qualifier</u>	<u>Limits</u>
Surrogate: 1,2-Dichlorobenzene-d4	83 %		30-130
Surrogate: 2-Fluorobiphenyl	88 %		30-130
Surrogate: Nitrobenzene-d5	96 %		30-130
Surrogate: p-Terphenyl-d14	151 %	+	30-130

REVISED

AUG 03 2006

ESS Laboratory

Division of Thielsch Engineering, Inc.

CERTIFICATE OF ANALYSIS

Client Name: MACTEC Engineering & Consulting, Inc.
Client Project ID: Providence Gorham Site
Client Sample ID: SS-SI62 S105
Date Sampled: 07/14/06 11:30
Percent Solids: 85
Initial Volume: 19.8
Final Volume: 1
Extraction Method: 3541

ESS Laboratory Work Order: 0607173
ESS Laboratory Sample ID: 0607173-10RE1
Sample Matrix: Soil
Analyst: VSC
Prepared: 07/15/06

8270C Polynuclear Aromatic Hydrocarbons

<u>Analyte</u>	<u>Results</u>	<u>Units</u>	<u>MRL</u>	<u>DF</u>	<u>Analyzed</u>
1-Methylnaphthalene	ND	ug/Kg dry	11900	20	07/21/06
2-Methylnaphthalene	ND	ug/Kg dry	11900	20	07/21/06
Acenaphthene	12100	ug/Kg dry	11900	20	07/21/06
Acenaphthylene	ND	ug/Kg dry	11900	20	07/21/06
Anthracene	32900	ug/Kg dry	11900	20	07/21/06
Benzo(a)anthracene	31300	ug/Kg dry	11900	20	07/21/06
Benzo(a)pyrene	26100	ug/Kg dry	11900	20	07/21/06
Benzo(b)fluoranthene	20400	ug/Kg dry	11900	20	07/21/06
Benzo(g,h,i)perylene	ND	ug/Kg dry	11900	20	07/21/06
Benzo(k)fluoranthene	27600	ug/Kg dry	11900	20	07/21/06
Chrysene	29200	ug/Kg dry	11900	20	07/21/06
Dibenzo(a,h)Anthracene	ND	ug/Kg dry	11900	20	07/21/06
Fluoranthene	73500	ug/Kg dry	11900	20	07/21/06
Fluorene	22300	ug/Kg dry	11900	20	07/21/06
Indeno(1,2,3-cd)Pyrene	ND	ug/Kg dry	11900	20	07/21/06
Naphthalene	22000	ug/Kg dry	11900	20	07/21/06
Phenanthrene	89600	ug/Kg dry	11900	20	07/21/06
Pyrene	83000	ug/Kg dry	11900	20	07/21/06

	<u>%Recovery</u>	<u>Qualifier</u>	<u>Limits</u>
Surrogate: 1,2-Dichlorobenzene-d4	84 %		30-130
Surrogate: 2-Fluorobiphenyl	76 %		30-130
Surrogate: Nitrobenzene-d5	57 %		30-130
Surrogate: p-Terphenyl-d14	105 %		30-130

REVISED

AUG 03 2006

ESS Laboratory

Division of Thielsch Engineering, Inc.

CERTIFICATE OF ANALYSIS

Client Name: MACTEC Engineering & Consulting, Inc.
Client Project ID: Providence Gorham Site
Client Sample ID: SS-SI63 B1
Date Sampled: 07/14/06 11:45
Percent Solids: 84
Initial Volume: 20.4
Final Volume: 1
Extraction Method: 3541

ESS Laboratory Work Order: 0607173
ESS Laboratory Sample ID: 0607173-11
Sample Matrix: Soil
Analyst: VSC
Prepared: 07/15/06

8270C Polynuclear Aromatic Hydrocarbons

<u>Analyte</u>	<u>Results</u>	<u>Units</u>	<u>MRL</u>	<u>DF</u>	<u>Analyzed</u>
1-Methylnaphthalene	ND	ug/Kg dry	584	1	07/20/06
2-Methylnaphthalene	ND	ug/Kg dry	584	1	07/20/06
Acenaphthene	ND	ug/Kg dry	584	1	07/20/06
Acenaphthylene	ND	ug/Kg dry	584	1	07/20/06
Anthracene	ND	ug/Kg dry	584	1	07/20/06
Benzo(a)anthracene	ND	ug/Kg dry	584	1	07/20/06
Benzo(a)pyrene	ND	ug/Kg dry	584	1	07/20/06
Benzo(b)fluoranthene	ND	ug/Kg dry	584	1	07/20/06
Benzo(g,h,i)perylene	ND	ug/Kg dry	584	1	07/20/06
Benzo(k)fluoranthene	ND	ug/Kg dry	584	1	07/20/06
Chrysene	ND	ug/Kg dry	584	1	07/20/06
Dibenzo(a,h)Anthracene	ND	ug/Kg dry	584	1	07/20/06
Fluoranthene	1200	ug/Kg dry	584	1	07/20/06
Fluorene	ND	ug/Kg dry	584	1	07/20/06
Indeno(1,2,3-cd)Pyrene	ND	ug/Kg dry	584	1	07/20/06
Naphthalene	ND	ug/Kg dry	584	1	07/20/06
Phenanthrene	1090	ug/Kg dry	584	1	07/20/06
Pyrene	978	ug/Kg dry	584	1	07/20/06

	<u>%Recovery</u>	<u>Qualifier</u>	<u>Limits</u>
Surrogate: 1,2-Dichlorobenzene-d4	88 %		30-130
Surrogate: 2-Fluorobiphenyl	85 %		30-130
Surrogate: Nitrobenzene-d5	85 %		30-130
Surrogate: p-Terphenyl-d14	82 %		30-130

ESS Laboratory

Division of Thielsch Engineering, Inc.

CERTIFICATE OF ANALYSIS

Client Name: MACTEC Engineering & Consulting, Inc.
Client Project ID: Providence Gorham Site
Client Sample ID: SS-SI52 S100
Date Sampled: 07/14/06 09:00
Percent Solids: 95
Initial Volume: 19.8
Final Volume: 1
Extraction Method: 3541

ESS Laboratory Work Order: 0607173
ESS Laboratory Sample ID: 0607173-12
Sample Matrix: Soil
Analyst: VSC
Prepared: 07/15/06

8270C Polynuclear Aromatic Hydrocarbons

<u>Analyte</u>	<u>Results</u>	<u>Units</u>	<u>MRL</u>	<u>DF</u>	<u>Analyzed</u>
1-Methylnaphthalene	ND	ug/Kg dry	532	1	07/21/06
2-Methylnaphthalene	ND	ug/Kg dry	532	1	07/21/06
Acenaphthene	550	ug/Kg dry	532	1	07/21/06
Acenaphthylene	ND	ug/Kg dry	532	1	07/21/06
Anthracene	1220	ug/Kg dry	532	1	07/21/06
Benzo(a)anthracene	3470	ug/Kg dry	532	1	07/21/06
Benzo(a)pyrene	3550	ug/Kg dry	532	1	07/21/06
Benzo(b)fluoranthene	4120	ug/Kg dry	532	1	07/21/06
Benzo(g,h,i)perylene	1340	ug/Kg dry	532	1	07/21/06
Benzo(k)fluoranthene	2090	ug/Kg dry	532	1	07/21/06
Chrysene	3700	ug/Kg dry	532	1	07/21/06
Dibenzo(a,h)Anthracene	ND	ug/Kg dry	532	1	07/21/06
Fluoranthene	7140	ug/Kg dry	532	1	07/21/06
Fluorene	ND	ug/Kg dry	532	1	07/21/06
Indeno(1,2,3-cd)Pyrene	1470	ug/Kg dry	532	1	07/21/06
Naphthalene	ND	ug/Kg dry	532	1	07/21/06
Phenanthrene	4770	ug/Kg dry	532	1	07/21/06
Pyrene	6120	ug/Kg dry	532	1	07/21/06

	<i>%Recovery</i>	<i>Qualifier</i>	<i>Limits</i>
<i>Surrogate: 1,2-Dichlorobenzene-d4</i>	75 %		30-130
<i>Surrogate: 2-Fluorobiphenyl</i>	75 %		30-130
<i>Surrogate: Nitrobenzene-d5</i>	70 %		30-130
<i>Surrogate: p-Terphenyl-d14</i>	71 %		30-130

ESS Laboratory

Division of Thielsch Engineering, Inc.

CERTIFICATE OF ANALYSIS

Client Name: MACTEC Engineering & Consulting, Inc.
Client Project ID: Providence Gorham Site
Client Sample ID: SS-SI52 105
Date Sampled: 07/14/06 09:00
Percent Solids: 92
Initial Volume: 20.1
Final Volume: 1
Extraction Method: 3541

ESS Laboratory Work Order: 0607173
ESS Laboratory Sample ID: 0607173-13
Sample Matrix: Soil
Analyst: VSC
Prepared: 07/15/06

8270C Polynuclear Aromatic Hydrocarbons

Analyte	Results	Units	MRL	DF	Analyzed
1-Methylnaphthalene	4360	ug/Kg dry	541	1	07/21/06
2-Methylnaphthalene	5900	ug/Kg dry	541	1	07/21/06
Acenaphthene	E 13900	ug/Kg dry	541	1	07/21/06
Acenaphthylene	2970	ug/Kg dry	541	1	07/21/06
Anthracene	E 127000	ug/Kg dry	541	1	07/21/06
Benzo(a)anthracene	E 71500	ug/Kg dry	541	1	07/21/06
Benzo(a)pyrene	E 37400	ug/Kg dry	541	1	07/21/06
Benzo(b)fluoranthene	E 59200	ug/Kg dry	541	1	07/21/06
Benzo(g,h,i)perylene	E 25900	ug/Kg dry	541	1	07/21/06
Benzo(k)fluoranthene	ND	ug/Kg dry	541	1	07/21/06
Chrysene	E 83700	ug/Kg dry	541	1	07/21/06
Dibenzo(a,h)Anthracene	10500	ug/Kg dry	541	1	07/21/06
Fluoranthene	E 48900	ug/Kg dry	541	1	07/21/06
Fluorene	E 12400	ug/Kg dry	541	1	07/21/06
Indeno(1,2,3-cd)Pyrene	5020	ug/Kg dry	541	1	07/21/06
Naphthalene	6950	ug/Kg dry	541	1	07/21/06
Phenanthrene	ND	ug/Kg dry	541	1	07/21/06
Pyrene	4070	ug/Kg dry	541	1	07/21/06

	%Recovery	Qualifier	Limits
Surrogate: 1,2-Dichlorobenzene-d4	84 %		30-130
Surrogate: 2-Fluorobiphenyl	89 %		30-130
Surrogate: Nitrobenzene-d5	84 %		30-130
Surrogate: p-Terphenyl-d14	253 %	+	30-130

REVISED

AUG 03 2006

ESS Laboratory

Division of Thielsch Engineering, Inc.

CERTIFICATE OF ANALYSIS

Client Name: MACTEC Engineering & Consulting, Inc.
Client Project ID: Providence Gorham Site
Client Sample ID: SS-SI52 105
Date Sampled: 07/14/06 09:00
Percent Solids: 92
Initial Volume: 20.1
Final Volume: 1
Extraction Method: 3541

ESS Laboratory Work Order: 0607173
ESS Laboratory Sample ID: 0607173-13RE1
Sample Matrix: Soil
Analyst: VSC
Prepared: 07/15/06

8270C Polynuclear Aromatic Hydrocarbons

<u>Analyte</u>	<u>Results</u>	<u>Units</u>	<u>MRL</u>	<u>DF</u>	<u>Analyzed</u>
1-Methylnaphthalene	ND	ug/Kg dry	10800	20	07/22/06
2-Methylnaphthalene	ND	ug/Kg dry	10800	20	07/22/06
Acenaphthene	ND	ug/Kg dry	10800	20	07/22/06
Acenaphthylene	ND	ug/Kg dry	10800	20	07/22/06
Anthracene	26600	ug/Kg dry	10800	20	07/22/06
Benzo(a)anthracene	50000	ug/Kg dry	10800	20	07/22/06
Benzo(a)pyrene	48400	ug/Kg dry	10800	20	07/22/06
Benzo(b)fluoranthene	41500	ug/Kg dry	10800	20	07/22/06
Benzo(g,h,i)perylene	23100	ug/Kg dry	10800	20	07/22/06
Benzo(k)fluoranthene	25800	ug/Kg dry	10800	20	07/22/06
Chrysene	54800	ug/Kg dry	10800	20	07/22/06
Dibenzo(a,h)Anthracene	ND	ug/Kg dry	10800	20	07/22/06
Fluoranthene	93600	ug/Kg dry	10800	20	07/22/06
Fluorene	14800	ug/Kg dry	10800	20	07/22/06
Indeno(1,2,3-cd)Pyrene	23100	ug/Kg dry	10800	20	07/22/06
Naphthalene	ND	ug/Kg dry	10800	20	07/22/06
Phenanthrene	113000	ug/Kg dry	10800	20	07/22/06
Pyrene	ND	ug/Kg dry	10800	20	07/22/06

	<u>%Recovery</u>	<u>Qualifier</u>	<u>Limits</u>
Surrogate: 1,2-Dichlorobenzene-d4	93 %		30-130
Surrogate: 2-Fluorobiphenyl	88 %		30-130
Surrogate: Nitrobenzene-d5	66 %		30-130
Surrogate: p-Terphenyl-d14	82 %		30-130

REVISED

AUG 03 2006

ESS Laboratory

Division of Thielsch Engineering, Inc.

CERTIFICATE OF ANALYSIS

Client Name: MACTEC Engineering & Consulting, Inc.
Client Project ID: Providence Gorham Site
Client Sample ID: SS-SI53 100
Date Sampled: 07/14/06 09:15
Percent Solids: 93
Initial Volume: 20.4
Final Volume: 1
Extraction Method: 3541

ESS Laboratory Work Order: 0607173
ESS Laboratory Sample ID: 0607173-14
Sample Matrix: Soil
Analyst: VSC
Prepared: 07/15/06

8270C Polynuclear Aromatic Hydrocarbons

<u>Analyte</u>	<u>Results</u>	<u>Units</u>	<u>MRL</u>	<u>DF</u>	<u>Analyzed</u>
1-Methylnaphthalene	ND	ug/Kg dry	527	1	07/21/06
2-Methylnaphthalene	ND	ug/Kg dry	527	1	07/21/06
Acenaphthene	630	ug/Kg dry	527	1	07/21/06
Acenaphthylene	ND	ug/Kg dry	527	1	07/21/06
Anthracene	1470	ug/Kg dry	527	1	07/21/06
Benzo(a)anthracene	3630	ug/Kg dry	527	1	07/21/06
Benzo(a)pyrene	3740	ug/Kg dry	527	1	07/21/06
Benzo(b)fluoranthene	4920	ug/Kg dry	527	1	07/21/06
Benzo(g,h,i)perylene	1350	ug/Kg dry	527	1	07/21/06
Benzo(k)fluoranthene	2520	ug/Kg dry	527	1	07/21/06
Chrysene	3740	ug/Kg dry	527	1	07/21/06
Dibenzo(a,h)Anthracene	ND	ug/Kg dry	527	1	07/21/06
Fluoranthene	6410	ug/Kg dry	527	1	07/21/06
Fluorene	636	ug/Kg dry	527	1	07/21/06
Indeno(1,2,3-cd)Pyrene	1380	ug/Kg dry	527	1	07/21/06
Naphthalene	ND	ug/Kg dry	527	1	07/21/06
Phenanthrene	5070	ug/Kg dry	527	1	07/21/06
Pyrene	5930	ug/Kg dry	527	1	07/21/06

	<u>%Recovery</u>	<u>Qualifier</u>	<u>Limits</u>
Surrogate: 1,2-Dichlorobenzene-d4	91 %		30-130
Surrogate: 2-Fluorobiphenyl	90 %		30-130
Surrogate: Nitrobenzene-d5	92 %		30-130
Surrogate: p-Terphenyl-d14	89 %		30-130

ESS Laboratory

Division of Thielsch Engineering, Inc.

CERTIFICATE OF ANALYSIS

Client Name: MACTEC Engineering & Consulting, Inc.
Client Project ID: Providence Gorham Site
Client Sample ID: SS-SI53 105
Date Sampled: 07/14/06 09:15
Percent Solids: 92
Initial Volume: 19.9
Final Volume: 1
Extraction Method: 3541

ESS Laboratory Work Order: 0607173
ESS Laboratory Sample ID: 0607173-15
Sample Matrix: Soil
Analyst: VSC
Prepared: 07/15/06

8270C Polynuclear Aromatic Hydrocarbons

<u>Analyte</u>	<u>Results</u>	<u>Units</u>	<u>MRL</u>	<u>DF</u>	<u>Analyzed</u>
1-Methylnaphthalene	ND	ug/Kg dry	546	1	07/21/06
2-Methylnaphthalene	ND	ug/Kg dry	546	1	07/21/06
Acenaphthene	ND	ug/Kg dry	546	1	07/21/06
Acenaphthylene	ND	ug/Kg dry	546	1	07/21/06
Anthracene	ND	ug/Kg dry	546	1	07/21/06
Benzo(a)anthracene	1720	ug/Kg dry	546	1	07/21/06
Benzo(a)pyrene	2210	ug/Kg dry	546	1	07/21/06
Benzo(b)fluoranthene	2820	ug/Kg dry	546	1	07/21/06
Benzo(g,h,i)perylene	1120	ug/Kg dry	546	1	07/21/06
Benzo(k)fluoranthene	5600	ug/Kg dry	546	1	07/21/06
Chrysene	1850	ug/Kg dry	546	1	07/21/06
Dibenzo(a,h)Anthracene	575	ug/Kg dry	546	1	07/21/06
Fluoranthene	2930	ug/Kg dry	546	1	07/21/06
Fluorene	ND	ug/Kg dry	546	1	07/21/06
Indeno(1,2,3-cd)Pyrene	1190	ug/Kg dry	546	1	07/21/06
Naphthalene	ND	ug/Kg dry	546	1	07/21/06
Phenanthrene	1340	ug/Kg dry	546	1	07/21/06
Pyrene	2710	ug/Kg dry	546	1	07/21/06

	<u>%Recovery</u>	<u>Qualifier</u>	<u>Limits</u>
Surrogate: 1,2-Dichlorobenzene-d4	74 %		30-130
Surrogate: 2-Fluorobiphenyl	74 %		30-130
Surrogate: Nitrobenzene-d5	70 %		30-130
Surrogate: p-Terphenyl-d14	68 %		30-130

ESS Laboratory

Division of Thielsch Engineering, Inc.

CERTIFICATE OF ANALYSIS

Client Name: MACTEC Engineering & Consulting, Inc.
Client Project ID: Providence Gorham Site
Client Sample ID: SS-SI54 S100
Date Sampled: 07/14/06 09:30
Percent Solids: 90
Initial Volume: 19.4
Final Volume: 1
Extraction Method: 3541

ESS Laboratory Work Order: 0607173
ESS Laboratory Sample ID: 0607173-16
Sample Matrix: Soil
Analyst: VSC
Prepared: 07/17/06

8270C Polynuclear Aromatic Hydrocarbons

<u>Analyte</u>	<u>Results</u>	<u>Units</u>	<u>MRL</u>	<u>DF</u>	<u>Analyzed</u>
1-Methylnaphthalene	ND	ug/Kg dry	573	1	07/18/06
2-Methylnaphthalene	ND	ug/Kg dry	573	1	07/18/06
Acenaphthene	ND	ug/Kg dry	573	1	07/18/06
Acenaphthylene	ND	ug/Kg dry	573	1	07/18/06
Anthracene	ND	ug/Kg dry	573	1	07/18/06
Benzo(a)anthracene	1120	ug/Kg dry	573	1	07/18/06
Benzo(a)pyrene	1140	ug/Kg dry	573	1	07/18/06
Benzo(b)fluoranthene	982	ug/Kg dry	573	1	07/18/06
Benzo(g,h,i)perylene	878	ug/Kg dry	573	1	07/18/06
Benzo(k)fluoranthene	694	ug/Kg dry	573	1	07/18/06
Chrysene	1160	ug/Kg dry	573	1	07/18/06
Dibenzo(a,h)Anthracene	ND	ug/Kg dry	573	1	07/18/06
Fluoranthene	2430	ug/Kg dry	573	1	07/18/06
Fluorene	ND	ug/Kg dry	573	1	07/18/06
Indeno(1,2,3-cd)Pyrene	805	ug/Kg dry	573	1	07/18/06
Naphthalene	ND	ug/Kg dry	573	1	07/18/06
Phenanthrene	1580	ug/Kg dry	573	1	07/18/06
Pyrene	2050	ug/Kg dry	573	1	07/18/06

	<u>%Recovery</u>	<u>Qualifier</u>	<u>Limits</u>
Surrogate: 1,2-Dichlorobenzene-d4	66 %		30-130
Surrogate: 2-Fluorobiphenyl	66 %		30-130
Surrogate: Nitrobenzene-d5	63 %		30-130
Surrogate: p-Terphenyl-d14	68 %		30-130

ESS Laboratory

Division of Thielsch Engineering, Inc.

CERTIFICATE OF ANALYSIS

Client Name: MACTEC Engineering & Consulting, Inc.
Client Project ID: Providence Gorham Site
Client Sample ID: SS-SI54 S105
Date Sampled: 07/14/06 09:30
Percent Solids: 81
Initial Volume: 19.8
Final Volume: 1
Extraction Method: 3541

ESS Laboratory Work Order: 0607173
ESS Laboratory Sample ID: 0607173-17
Sample Matrix: Soil
Analyst: VSC
Prepared: 07/17/06

8270C Polynuclear Aromatic Hydrocarbons

<u>Analyte</u>	<u>Results</u>	<u>Units</u>	<u>MRL</u>	<u>DF</u>	<u>Analyzed</u>
1-Methylnaphthalene	ND	ug/Kg dry	624	1	07/20/06
2-Methylnaphthalene	ND	ug/Kg dry	624	1	07/20/06
Acenaphthene	ND	ug/Kg dry	624	1	07/20/06
Acenaphthylene	ND	ug/Kg dry	624	1	07/20/06
Anthracene	896	ug/Kg dry	624	1	07/20/06
Benzo(a)anthracene	3950	ug/Kg dry	624	1	07/20/06
Benzo(a)pyrene	4940	ug/Kg dry	624	1	07/20/06
Benzo(b)fluoranthene	6320	ug/Kg dry	624	1	07/20/06
Benzo(g,h,i)perylene	2090	ug/Kg dry	624	1	07/20/06
Benzo(k)fluoranthene	2150	ug/Kg dry	624	1	07/20/06
Chrysene	4000	ug/Kg dry	624	1	07/20/06
Dibenzo(a,h)Anthracene	ND	ug/Kg dry	624	1	07/20/06
Fluoranthene	5690	ug/Kg dry	624	1	07/20/06
Fluorene	ND	ug/Kg dry	624	1	07/20/06
Indeno(1,2,3-cd)Pyrene	2080	ug/Kg dry	624	1	07/20/06
Naphthalene	ND	ug/Kg dry	624	1	07/20/06
Phenanthrene	3730	ug/Kg dry	624	1	07/20/06
Pyrene	5800	ug/Kg dry	624	1	07/20/06

	<u>%Recovery</u>	<u>Qualifier</u>	<u>Limits</u>
Surrogate: 1,2-Dichlorobenzene-d4	62 %		30-130
Surrogate: 2-Fluorobiphenyl	68 %		30-130
Surrogate: Nitrobenzene-d5	61 %		30-130
Surrogate: p-Terphenyl-d14	70 %		30-130

ESS Laboratory

Division of Thielsch Engineering, Inc.

CERTIFICATE OF ANALYSIS

Client Name: MACTEC Engineering & Consulting, Inc.
Client Project ID: Providence Gorham Site
Client Sample ID: SS-SIS5 B1
Date Sampled: 07/14/06 09:45
Percent Solids: 97
Initial Volume: 20
Final Volume: 1
Extraction Method: 3541

ESS Laboratory Work Order: 0607173
ESS Laboratory Sample ID: 0607173-18
Sample Matrix: Soil
Analyst: VSC
Prepared: 07/17/06

8270C Polynuclear Aromatic Hydrocarbons

<u>Analyte</u>	<u>Results</u>	<u>Units</u>	<u>MRL</u>	<u>DF</u>	<u>Analyzed</u>
1-Methylnaphthalene	ND	ug/Kg dry	515	1	07/18/06
2-Methylnaphthalene	ND	ug/Kg dry	515	1	07/18/06
Acenaphthene	ND	ug/Kg dry	515	1	07/18/06
Acenaphthylene	ND	ug/Kg dry	515	1	07/18/06
Anthracene	716	ug/Kg dry	515	1	07/18/06
Benzo(a)anthracene	994	ug/Kg dry	515	1	07/18/06
Benzo(a)pyrene	843	ug/Kg dry	515	1	07/18/06
Benzo(b)fluoranthene	708	ug/Kg dry	515	1	07/18/06
Benzo(g,h,i)perylene	ND	ug/Kg dry	515	1	07/18/06
Benzo(k)fluoranthene	ND	ug/Kg dry	515	1	07/18/06
Chrysene	1040	ug/Kg dry	515	1	07/18/06
Dibenzo(a,h)Anthracene	ND	ug/Kg dry	515	1	07/18/06
Fluoranthene	2180	ug/Kg dry	515	1	07/18/06
Fluorene	ND	ug/Kg dry	515	1	07/18/06
Indeno(1,2,3-cd)Pyrene	ND	ug/Kg dry	515	1	07/18/06
Naphthalene	ND	ug/Kg dry	515	1	07/18/06
Phenanthrene	2500	ug/Kg dry	515	1	07/18/06
Pyrene	1720	ug/Kg dry	515	1	07/18/06

	<u>%Recovery</u>	<u>Qualifier</u>	<u>Limits</u>
Surrogate: 1,2-Dichlorobenzene-d4	66 %		30-130
Surrogate: 2-Fluorobiphenyl	67 %		30-130
Surrogate: Nitrobenzene-d5	63 %		30-130
Surrogate: p-Terphenyl-d14	62 %		30-130

Semi-Volatile Organics Quality Control Data

ESS Laboratory

Division of Thielsch Engineering, Inc.

CERTIFICATE OF ANALYSIS

Client Name: MACTEC Engineering & Consulting, Inc.

Client Project ID: Providence Gorham Site

ESS Laboratory Work Order: 0607173

Quality Control Data

Analyte	Result	MRL	Units	Spike Level	Source Result	%REC	%REC Limits	RPD	RPD Limit	Qualifier
---------	--------	-----	-------	-------------	---------------	------	-------------	-----	-----------	-----------

8270C Polynuclear Aromatic Hydrocarbons

Batch BG61512 - 3541

Blank

1-Methylnaphthalene	ND	500	ug/Kg wet							
2-Methylnaphthalene	ND	500	ug/Kg wet							
Acenaphthene	ND	500	ug/Kg wet							
Acenaphthylene	ND	500	ug/Kg wet							
Anthracene	ND	500	ug/Kg wet							
Benzo(a)anthracene	ND	500	ug/Kg wet							
Benzo(a)pyrene	ND	500	ug/Kg wet							
Benzo(b)fluoranthene	ND	500	ug/Kg wet							
Benzo(g,h,i)perylene	ND	500	ug/Kg wet							
Benzo(k)fluoranthene	ND	500	ug/Kg wet							
Chrysene	ND	500	ug/Kg wet							
Dibenzo(a,h)Anthracene	ND	500	ug/Kg wet							
Fluoranthene	ND	500	ug/Kg wet							
Fluorene	ND	500	ug/Kg wet							
Indeno(1,2,3-cd)Pyrene	ND	500	ug/Kg wet							
Naphthalene	ND	500	ug/Kg wet							
Phenanthrene	ND	500	ug/Kg wet							
Pyrene	ND	500	ug/Kg wet							

Surrogate: 1,2-Dichlorobenzene-d4	4020		ug/Kg wet	5000		80	30-130			
Surrogate: 2-Fluorobiphenyl	4000		ug/Kg wet	5000		80	30-130			
Surrogate: Nitrobenzene-d5	4010		ug/Kg wet	5000		80	30-130			
Surrogate: p-Terphenyl-d14	3590		ug/Kg wet	5000		72	30-130			

LCS

2-Methylnaphthalene	4270	500	ug/Kg wet	5000		85	40-140			
Acenaphthene	4380	500	ug/Kg wet	5000		88	40-140			
Acenaphthylene	3910	500	ug/Kg wet	5000		78	40-140			
Anthracene	4160	500	ug/Kg wet	5000		83	40-140			
Benzo(a)anthracene	4350	500	ug/Kg wet	5000		87	40-140			
Benzo(a)pyrene	4440	500	ug/Kg wet	5000		89	40-140			
Benzo(b)fluoranthene	4800	500	ug/Kg wet	5000		96	40-140			
Benzo(g,h,i)perylene	5780	500	ug/Kg wet	5000		116	40-140			
Benzo(k)fluoranthene	4500	500	ug/Kg wet	5000		90	40-140			
Chrysene	4260	500	ug/Kg wet	5000		85	40-140			
Dibenzo(a,h)Anthracene	5360	500	ug/Kg wet	5000		107	40-140			
Fluoranthene	4470	500	ug/Kg wet	5000		89	40-140			
Fluorene	4320	500	ug/Kg wet	5000		86	40-140			
Indeno(1,2,3-cd)Pyrene	5530	500	ug/Kg wet	5000		111	40-140			
Naphthalene	4200	500	ug/Kg wet	5000		84	40-140			
Phenanthrene	4300	500	ug/Kg wet	5000		86	40-140			
Pyrene	4160	500	ug/Kg wet	5000		83	40-140			

Surrogate: 1,2-Dichlorobenzene-d4	4520		ug/Kg wet	5000		90	30-130			
Surrogate: 2-Fluorobiphenyl	4370		ug/Kg wet	5000		87	30-130			
Surrogate: Nitrobenzene-d5	4430		ug/Kg wet	5000		89	30-130			
Surrogate: p-Terphenyl-d14	4410		ug/Kg wet	5000		88	30-130			

ESS Laboratory

Division of Thielsch Engineering, Inc.

CERTIFICATE OF ANALYSIS

Client Name: MACTEC Engineering & Consulting, Inc.

Client Project ID: Providence Gorham Site

ESS Laboratory Work Order: 0607173

Quality Control Data

Analyte	Result	MRL	Units	Spike Level	Source Result	%REC	%REC Limits	RPD	RPD Limit	Qualifier
---------	--------	-----	-------	-------------	---------------	------	-------------	-----	-----------	-----------

8270C Polynuclear Aromatic Hydrocarbons

Batch BG61512 - 3541

LCS Dup										
2-Methylnaphthalene	4120	500	ug/Kg wet	5000		82	40-140	4	30	
Acenaphthene	4080	500	ug/Kg wet	5000		82	40-140	7	30	
Acenaphthylene	3670	500	ug/Kg wet	5000		73	40-140	7	30	
Anthracene	4060	500	ug/Kg wet	5000		81	40-140	2	30	
Benzo(a)anthracene	4150	500	ug/Kg wet	5000		83	40-140	5	30	
Benzo(a)pyrene	4390	500	ug/Kg wet	5000		88	40-140	1	30	
Benzo(b)fluoranthene	4390	500	ug/Kg wet	5000		88	40-140	9	30	
Benzo(g,h,i)perylene	5400	500	ug/Kg wet	5000		108	40-140	7	30	
Benzo(k)fluoranthene	4220	500	ug/Kg wet	5000		84	40-140	7	30	
Chrysene	4130	500	ug/Kg wet	5000		83	40-140	2	30	
Dibenzo(a,h)Anthracene	4990	500	ug/Kg wet	5000		100	40-140	7	30	
Fluoranthene	4440	500	ug/Kg wet	5000		89	40-140	0	30	
Fluorene	4080	500	ug/Kg wet	5000		82	40-140	5	30	
Indeno(1,2,3-cd)Pyrene	5240	500	ug/Kg wet	5000		105	40-140	6	30	
Naphthalene	4030	500	ug/Kg wet	5000		81	40-140	4	30	
Phenanthrene	4170	500	ug/Kg wet	5000		83	40-140	4	30	
Pyrene	4020	500	ug/Kg wet	5000		80	40-140	4	30	

Surrogate: 1,2-Dichlorobenzene-d4	4280		ug/Kg wet	5000		86	30-130			
Surrogate: 2-Fluorobiphenyl	4160		ug/Kg wet	5000		83	30-130			
Surrogate: Nitrobenzene-d5	4310		ug/Kg wet	5000		86	30-130			
Surrogate: p-Terphenyl-d14	4160		ug/Kg wet	5000		83	30-130			

Matrix Spike Source: 0607173-03

2-Methylnaphthalene	5370	702	ug/Kg dry	7020	ND	76	40-140			
Acenaphthene	5550	702	ug/Kg dry	7020	ND	79	40-140			
Acenaphthylene	5220	702	ug/Kg dry	7020	ND	74	40-140			
Anthracene	5950	702	ug/Kg dry	7020	ND	85	40-140			
Benzo(a)anthracene	5990	702	ug/Kg dry	7020	ND	85	40-140			
Benzo(a)pyrene	6060	702	ug/Kg dry	7020	ND	86	40-140			
Benzo(b)fluoranthene	6850	702	ug/Kg dry	7020	ND	98	40-140			
Benzo(g,h,i)perylene	5740	702	ug/Kg dry	7020	ND	82	40-140			
Benzo(k)fluoranthene	4750	702	ug/Kg dry	7020	ND	68	40-140			
Chrysene	5970	702	ug/Kg dry	7020	ND	85	40-140			
Dibenzo(a,h)Anthracene	6550	702	ug/Kg dry	7020	ND	93	40-140			
Fluoranthene	6410	702	ug/Kg dry	7020	ND	91	40-140			
Fluorene	5770	702	ug/Kg dry	7020	ND	82	40-140			
Indeno(1,2,3-cd)Pyrene	6450	702	ug/Kg dry	7020	ND	92	40-140			
Naphthalene	5400	702	ug/Kg dry	7020	ND	77	40-140			
Phenanthrene	5760	702	ug/Kg dry	7020	ND	82	40-140			
Pyrene	5750	702	ug/Kg dry	7020	ND	82	40-140			

Surrogate: 1,2-Dichlorobenzene-d4	5460		ug/Kg dry	7020		78	30-130			
Surrogate: 2-Fluorobiphenyl	5430		ug/Kg dry	7020		77	30-130			
Surrogate: Nitrobenzene-d5	5380		ug/Kg dry	7020		77	30-130			
Surrogate: p-Terphenyl-d14	5950		ug/Kg dry	7020		85	30-130			

Matrix Spike Dup Source: 0607173-03

ESS Laboratory

Division of Thielsch Engineering, Inc.

CERTIFICATE OF ANALYSIS

Client Name: MACTEC Engineering & Consulting, Inc.

Client Project ID: Providence Gorham Site

ESS Laboratory Work Order: 0607173

Quality Control Data

Analyte	Result	MRL	Units	Spike Level	Source Result	%REC	%REC Limits	RPD	RPD Limit	Qualifier
---------	--------	-----	-------	-------------	---------------	------	-------------	-----	-----------	-----------

8270C Polynuclear Aromatic Hydrocarbons

Batch BG61512 - 3541

2-Methylnaphthalene	4800	699	ug/Kg dry	6990	ND	69	40-140	10	30	
Acenaphthene	5400	699	ug/Kg dry	6990	ND	77	40-140	3	30	
Acenaphthylene	4820	699	ug/Kg dry	6990	ND	69	40-140	7	30	
Anthracene	5720	699	ug/Kg dry	6990	ND	82	40-140	4	30	
Benzo(a)anthracene	5700	699	ug/Kg dry	6990	ND	82	40-140	4	30	
Benzo(a)pyrene	6020	699	ug/Kg dry	6990	ND	86	40-140	0	30	
Benzo(b)fluoranthene	6360	699	ug/Kg dry	6990	ND	91	40-140	7	30	
Benzo(g,h,i)perylene	5970	699	ug/Kg dry	6990	ND	85	40-140	4	30	
Benzo(k)fluoranthene	6280	699	ug/Kg dry	6990	ND	90	40-140	28	30	
Chrysene	5760	699	ug/Kg dry	6990	ND	82	40-140	4	30	
Dibenzo(a,h)Anthracene	6600	699	ug/Kg dry	6990	ND	94	40-140	1	30	
Fluoranthene	6230	699	ug/Kg dry	6990	ND	89	40-140	2	30	
Fluorene	5580	699	ug/Kg dry	6990	ND	80	40-140	2	30	
Indeno(1,2,3-cd)Pyrene	6520	699	ug/Kg dry	6990	ND	93	40-140	1	30	
Naphthalene	4790	699	ug/Kg dry	6990	ND	69	40-140	11	30	
Phenanthrene	5740	699	ug/Kg dry	6990	ND	82	40-140	0	30	
Pyrene	5680	699	ug/Kg dry	6990	ND	81	40-140	1	30	

Surrogate: 1,2-Dichlorobenzene-d4	5020		ug/Kg dry	6990		72	30-130			
Surrogate: 2-Fluorobiphenyl	4920		ug/Kg dry	6990		70	30-130			
Surrogate: Nitrobenzene-d5	4800		ug/Kg dry	6990		69	30-130			
Surrogate: p-Terphenyl-d14	5690		ug/Kg dry	6990		81	30-130			

Batch BG61704 - 3541

Blank

1-Methylnaphthalene	ND	500	ug/Kg wet							
2-Methylnaphthalene	ND	500	ug/Kg wet							
Acenaphthene	ND	500	ug/Kg wet							
Acenaphthylene	ND	500	ug/Kg wet							
Anthracene	ND	500	ug/Kg wet							
Benzo(a)anthracene	ND	500	ug/Kg wet							
Benzo(a)pyrene	ND	500	ug/Kg wet							
Benzo(b)fluoranthene	ND	500	ug/Kg wet							
Benzo(g,h,i)perylene	ND	500	ug/Kg wet							
Benzo(k)fluoranthene	ND	500	ug/Kg wet							
Chrysene	ND	500	ug/Kg wet							
Dibenzo(a,h)Anthracene	ND	500	ug/Kg wet							
Fluoranthene	ND	500	ug/Kg wet							
Fluorene	ND	500	ug/Kg wet							
Indeno(1,2,3-cd)Pyrene	ND	500	ug/Kg wet							
Naphthalene	ND	500	ug/Kg wet							
Phenanthrene	ND	500	ug/Kg wet							
Pyrene	ND	500	ug/Kg wet							

Surrogate: 1,2-Dichlorobenzene-d4	4080		ug/Kg wet	5000		82	30-130			
Surrogate: 2-Fluorobiphenyl	3870		ug/Kg wet	5000		77	30-130			
Surrogate: Nitrobenzene-d5	3830		ug/Kg wet	5000		77	30-130			
Surrogate: p-Terphenyl-d14	3470		ug/Kg wet	5000		69	30-130			

ESS Laboratory

Division of Thielsch Engineering, Inc.

CERTIFICATE OF ANALYSIS

Client Name: MACTEC Engineering & Consulting, Inc.

Client Project ID: Providence Gorham Site

ESS Laboratory Work Order: 0607173

Quality Control Data

Analyte	Result	MRL	Units	Spike Level	Source Result	%REC	%REC Limits	RPD	RPD Limit	Qualifier
---------	--------	-----	-------	-------------	---------------	------	-------------	-----	-----------	-----------

8270C Polynuclear Aromatic Hydrocarbons

Batch BG61704 - 3541

LCS

2-Methylnaphthalene	3860	500	ug/Kg wet	5000		77	40-140			
Acenaphthene	3940	500	ug/Kg wet	5000		79	40-140			
Acenaphthylene	3730	500	ug/Kg wet	5000		75	40-140			
Anthracene	3960	500	ug/Kg wet	5000		79	40-140			
Benzo(a)anthracene	4020	500	ug/Kg wet	5000		80	40-140			
Benzo(a)pyrene	3980	500	ug/Kg wet	5000		80	40-140			
Benzo(b)fluoranthene	4230	500	ug/Kg wet	5000		85	40-140			
Benzo(g,h,i)perylene	5030	500	ug/Kg wet	5000		101	40-140			
Benzo(k)fluoranthene	4000	500	ug/Kg wet	5000		80	40-140			
Chrysene	4020	500	ug/Kg wet	5000		80	40-140			
Dibenzo(a,h)Anthracene	4800	500	ug/Kg wet	5000		96	40-140			
Fluoranthene	4240	500	ug/Kg wet	5000		85	40-140			
Fluorene	4000	500	ug/Kg wet	5000		80	40-140			
Indeno(1,2,3-cd)Pyrene	4990	500	ug/Kg wet	5000		100	40-140			
Naphthalene	3920	500	ug/Kg wet	5000		78	40-140			
Phenanthrene	3900	500	ug/Kg wet	5000		78	40-140			
Pyrene	3870	500	ug/Kg wet	5000		77	40-140			

Surrogate: 1,2-Dichlorobenzene-d4	3980		ug/Kg wet	5000		80	30-130			
Surrogate: 2-Fluorobiphenyl	3800		ug/Kg wet	5000		76	30-130			
Surrogate: Nitrobenzene-d5	3780		ug/Kg wet	5000		76	30-130			
Surrogate: p-Terphenyl-d14	3930		ug/Kg wet	5000		79	30-130			

LCS Dup

2-Methylnaphthalene	3730	500	ug/Kg wet	5000		75	40-140	3	30	
Acenaphthene	3910	500	ug/Kg wet	5000		78	40-140	1	30	
Acenaphthylene	3630	500	ug/Kg wet	5000		73	40-140	3	30	
Anthracene	3880	500	ug/Kg wet	5000		78	40-140	1	30	
Benzo(a)anthracene	3980	500	ug/Kg wet	5000		80	40-140	0	30	
Benzo(a)pyrene	4090	500	ug/Kg wet	5000		82	40-140	2	30	
Benzo(b)fluoranthene	4230	500	ug/Kg wet	5000		85	40-140	0	30	
Benzo(g,h,i)perylene	5000	500	ug/Kg wet	5000		100	40-140	1	30	
Benzo(k)fluoranthene	3910	500	ug/Kg wet	5000		78	40-140	3	30	
Chrysene	3950	500	ug/Kg wet	5000		79	40-140	1	30	
Dibenzo(a,h)Anthracene	4850	500	ug/Kg wet	5000		97	40-140	1	30	
Fluoranthene	4180	500	ug/Kg wet	5000		84	40-140	1	30	
Fluorene	3970	500	ug/Kg wet	5000		79	40-140	1	30	
Indeno(1,2,3-cd)Pyrene	5010	500	ug/Kg wet	5000		100	40-140	0	30	
Naphthalene	3770	500	ug/Kg wet	5000		75	40-140	4	30	
Phenanthrene	3830	500	ug/Kg wet	5000		77	40-140	1	30	
Pyrene	3900	500	ug/Kg wet	5000		78	40-140	1	30	

Surrogate: 1,2-Dichlorobenzene-d4	3780		ug/Kg wet	5000		76	30-130			
Surrogate: 2-Fluorobiphenyl	3740		ug/Kg wet	5000		75	30-130			
Surrogate: Nitrobenzene-d5	3710		ug/Kg wet	5000		74	30-130			
Surrogate: p-Terphenyl-d14	3900		ug/Kg wet	5000		78	30-130			

Matrix Spike Source: 0607173-16

ESS Laboratory

Division of Thielsch Engineering, Inc.

CERTIFICATE OF ANALYSIS

Client Name: MACTEC Engineering & Consulting, Inc.
Client Project ID: Providence Gorham Site

ESS Laboratory Work Order: 0607173

Quality Control Data

Analyte	Result	MRL	Units	Spike Level	Source Result	%REC	%REC Limits	RPD	RPD Limit	Qualifier
---------	--------	-----	-------	-------------	---------------	------	-------------	-----	-----------	-----------

8270C Polynuclear Aromatic Hydrocarbons

Batch BG61704 - 3541

2-Methylnaphthalene	3720	558	ug/Kg dry	5580	ND	67	40-140			
Acenaphthene	3960	558	ug/Kg dry	5580	ND	71	40-140			
Acenaphthylene	3680	558	ug/Kg dry	5580	ND	66	40-140			
Anthracene	4140	558	ug/Kg dry	5580	427	67	40-140			
Benzo(a)anthracene	5620	558	ug/Kg dry	5580	1120	81	40-140			
Benzo(a)pyrene	5480	558	ug/Kg dry	5580	1140	78	40-140			
Benzo(b)fluoranthene	6720	558	ug/Kg dry	5580	982	103	40-140			
Benzo(g,h,i)perylene	3770	558	ug/Kg dry	5580	878	52	40-140			
Benzo(k)fluoranthene	5360	558	ug/Kg dry	5580	694	84	40-140			
Chrysene	5580	558	ug/Kg dry	5580	1160	79	40-140			
Dibenzo(a,h)Anthracene	4180	558	ug/Kg dry	5580	ND	75	40-140			
Fluoranthene	6560	558	ug/Kg dry	5580	2430	74	40-140			
Fluorene	4150	558	ug/Kg dry	5580	ND	74	40-140			
Indeno(1,2,3-cd)Pyrene	4330	558	ug/Kg dry	5580	805	63	40-140			
Naphthalene	3730	558	ug/Kg dry	5580	ND	67	40-140			
Phenanthrene	4980	558	ug/Kg dry	5580	1580	61	40-140			
Pyrene	6680	558	ug/Kg dry	5580	2050	83	40-140			

Surrogate: 1,2-Dichlorobenzene-d4

3580

ug/Kg dry

5580

64

30-130

Surrogate: 2-Fluorobiphenyl

3710

ug/Kg dry

5580

66

30-130

Surrogate: Nitrobenzene-d5

3590

ug/Kg dry

5580

64

30-130

Surrogate: p-Terphenyl-d14

4230

ug/Kg dry

5580

76

30-130

Matrix Spike Dup Source: 0607173-16

2-Methylnaphthalene	3690	553	ug/Kg dry	5530	ND	67	40-140	0	30	
Acenaphthene	3940	553	ug/Kg dry	5530	ND	71	40-140	0	30	
Acenaphthylene	3640	553	ug/Kg dry	5530	ND	66	40-140	0	30	
Anthracene	4380	553	ug/Kg dry	5530	427	71	40-140	6	30	
Benzo(a)anthracene	5570	553	ug/Kg dry	5530	1120	80	40-140	1	30	
Benzo(a)pyrene	5400	553	ug/Kg dry	5530	1140	77	40-140	1	30	
Benzo(b)fluoranthene	6330	553	ug/Kg dry	5530	982	97	40-140	6	30	
Benzo(g,h,i)perylene	3450	553	ug/Kg dry	5530	878	47	40-140	10	30	
Benzo(k)fluoranthene	4730	553	ug/Kg dry	5530	694	73	40-140	14	30	
Chrysene	5380	553	ug/Kg dry	5530	1160	76	40-140	4	30	
Dibenzo(a,h)Anthracene	3820	553	ug/Kg dry	5530	ND	69	40-140	8	30	
Fluoranthene	7650	553	ug/Kg dry	5530	2430	94	40-140	24	30	
Fluorene	4010	553	ug/Kg dry	5530	ND	73	40-140	1	30	
Indeno(1,2,3-cd)Pyrene	3980	553	ug/Kg dry	5530	805	57	40-140	10	30	
Naphthalene	3600	553	ug/Kg dry	5530	ND	65	40-140	3	30	
Phenanthrene	5770	553	ug/Kg dry	5530	1580	76	40-140	22	30	
Pyrene	6770	553	ug/Kg dry	5530	2050	85	40-140	2	30	

Surrogate: 1,2-Dichlorobenzene-d4

3480

ug/Kg dry

5530

63

30-130

Surrogate: 2-Fluorobiphenyl

3700

ug/Kg dry

5530

67

30-130

Surrogate: Nitrobenzene-d5

3470

ug/Kg dry

5530

63

30-130

Surrogate: p-Terphenyl-d14

4120

ug/Kg dry

5530

75

30-130

8270C(SIM) Polynuclear Aromatic Hydrocarbons

Semi-Volatile Organics Calibration Data

ANALYSIS SEQUENCE

BPG0098

Instrument: SVOA-MS1

Calibration ID: UNASSIGNED SVINH

Lab Number	Analysis	Container	Order	Position	STD ID	ISTD ID	Client
BPG0098-TUN1	QC		1		6F26111		
BPG0098-CAL1	QC		2		6E31076	6E26058	
BPG0098-CAL2	QC		3		6E31077	6E26058	
BPG0098-CAL3	QC		4		6E31078	6E26058	
BPG0098-CAL4	QC		5		6E31079	6E26058	
BPG0098-CAL5	QC		6		6E31080	6E26058	
BPG0098-CAL6	QC		7		6E31081	6E26058	
BPG0098-CAL7	QC		8		6E31082	6E26058	
BPG0098-CAL8	QC		9		6E31083	6E26058	
BPG0098-SCV1	QC		10		6E31084	6E26058	

Samples Loaded By

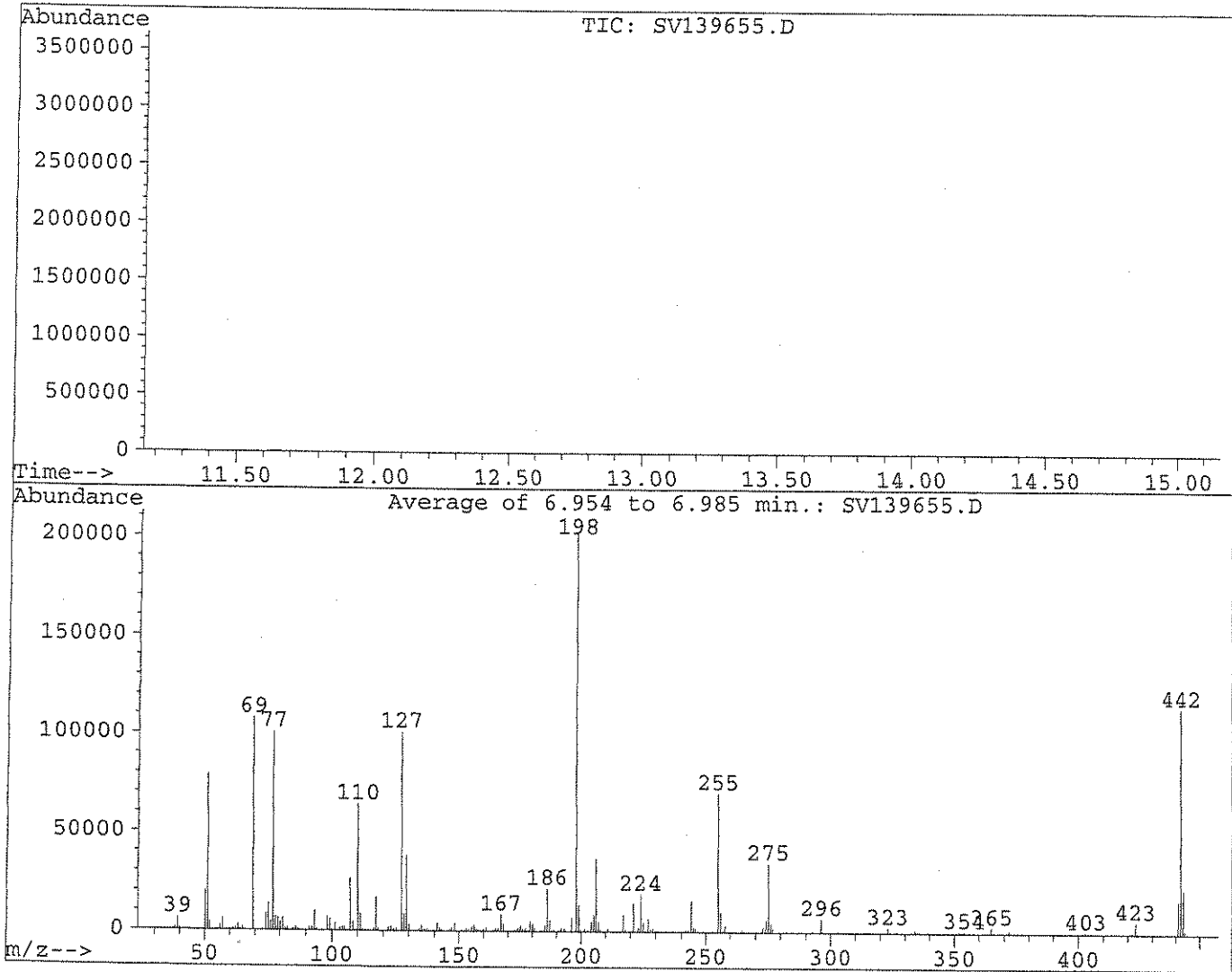
Date

Data Processed By

Date

Data File : Q:\SVOA\MS1_MD\MD0706\MD071206\SV139655.D Vial: 1
 Acq On : 12 Jul 106 4:10 pm Operator: VSC
 Sample : BPG0098-TUN1 Inst : SVOA-MS1
 Misc : Multiplr: 1.00

Method : C:\HPCHEM\1\METHODS\DFTPP.M
 Title : daily instrument eval mix



Peak Apex is scan: 0

Target Mass	Rel. to Mass	Lower Limit%	Upper Limit%	Rel. Abn%	Raw Abn	Result Pass/Fail
51	198	30	60	39.2	79107	PASS
68	69	0	2	0.0	0	PASS
69	198	0	100	53.4	107728	PASS
70	69	0	2	0.0	0	PASS
127	198	40	60	50.0	100849	PASS
197	198	0	1	0.0	0	PASS
198	198	100	100	100.0	201814	PASS
199	198	5	9	6.6	13344	PASS
275	198	10	30	17.1	34578	PASS
365	198	1	100	1.3	2639	PASS
441	443	0	100	75.4	16590	PASS
442	198	40	110	56.6	114262	PASS
443	442	17	23	19.3	21999	PASS

Method : C:\HPCHEM\1\METHODS\SV1NH.M
 Title : ELEMENT ID: 0607014(SOIL) 0607015(AQUEOUS)
 Last Update : Thu Jul 13 10:27:07 2006
 Response via : Initial Calibration

Calibration Files

5 =SV139657.D 80 =SV139660.D 50 =SV139656.D
 200 =SV139663.D 120 =SV139661.D 160 =SV139662.D

Compound	5	80	50	200	120	160	Avg	%RSD
-----ISTD-----								
1) I 1,4-Dichlorobenzene-d								
2) N-Nitrosodimethylam	0.059	0.074	0.065	0.078	0.078	0.076	0.070	11.63
3) Pyridine	0.106	0.127	0.118	0.141	0.134	0.131	0.124	10.25
4) S 2-Fluorophenol (SUR	1.354	1.519	1.478	1.555	1.542	1.576	1.480	5.51
5) bis(2-Chloroethyl)e	1.676	1.533	1.601	1.344	1.429	1.354	1.532	9.15
6) S Phenol-d5 (SURRE)	1.944	1.846	1.924	1.759	1.785	1.761	1.848	3.96
7) M 2-Chlorophenol	1.540	1.429	1.466	1.307	1.368	1.339	1.436	6.29
8) MC Phenol	2.446	2.273	2.270	2.228	2.195	2.197	2.292	4.35
9) Aniline	2.498	2.336	2.356	2.139	2.204	2.123	2.327	6.68
10) S 2-Chlorophenol-d4(S	1.551	1.400	1.472	1.281	1.327	1.305	1.425	7.86
11) 1,3-Dichlorobenzene	1.603	1.544	1.521	1.455	1.485	1.502	1.539	3.77
12) MC 1,4-Dichlorobenzene	1.689	1.557	1.590	1.417	1.504	1.443	1.560	6.34
13) S 1,2 Dichlorobenzene	0.982	0.810	0.864	0.708	0.761	0.736	0.836	11.84
14) 1,2-Dichlorobenzene	1.562	1.320	1.380	1.184	1.122	1.460	1.364	12.20 - 200
15) Benzyl Alcohol	1.124	1.007	1.059	0.916	0.931	0.917	1.024	9.15
16) bis(2-chloroisoprop	1.998	1.749	1.845	1.578	1.656	1.611	1.784	8.91
17) 2-Methylphenol	1.446	1.301	1.358	1.212	1.251	1.250	1.321	6.15
18) Acetophenone	1.945	1.794	1.838	1.720	1.697	1.723	1.814	5.30
19) MP N-Nitroso-Di-n-Prop	1.063	0.885	0.932	0.868	0.849	0.890	0.935	8.28#
20) Hexachloroethane	0.643	0.550	0.586	0.553	0.553	0.564	0.590	7.10
21) 3+4-Methylphenol	1.524	1.315	1.433	1.208	1.177	1.218	1.346	9.95
-----ISTD-----								
22) I Naphthalene-d8								
23) S Nitrobenzene-d5 (SU	0.402	0.377	0.387	0.373	0.378	0.371	0.385	3.19
24) Nitrobenzene	0.390	0.369	0.380	0.369	0.364	0.351	0.375	3.83
25) Isophorone	0.778	0.748	0.732	0.772	0.749	0.754	0.756	2.04
26) C 2-Nitrophenol	0.233	0.238	0.243	0.245	0.238	0.249	0.239	2.73
27) Benzoic Acid	0.193	0.326	0.313	0.344	0.343	0.342	0.298	19.27 L
28) 2,4-Dimethylphenol	0.349	0.344	0.331	0.350	0.341	0.347	0.345	1.90
29) bis(2-Chloroethoxy)	0.514	0.499	0.483	0.509	0.507	0.497	0.505	2.45
30) C 2,4-Dichlorophenol	0.285	0.289	0.287	0.281	0.285	0.282	0.288	2.11
31) M 1,2,4-Trichlorobenz	0.296	0.278	0.277	0.275	0.277	0.273	0.283	3.52
32) Naphthalene	1.096	0.965	0.963	0.865	0.926	0.829	0.966	9.56
33) 4-Chloroaniline	0.471	0.426	0.446	0.346	0.395	0.381	0.429	12.02
34) C Hexachlorobutadiene	0.138	0.122	0.127	0.112	0.119	0.112	0.124	7.81
35) MC 4-Chloro-3-Methylph	0.325	0.320	0.331	0.285	0.307	0.275	0.311	6.58
36) 2-Methylnaphthalene	0.719	0.631	0.646	0.603	0.626	0.623	0.653	6.35
37) 1-Methylnaphthalene	0.710	0.627	0.648	0.624	0.614	0.613	0.651	5.93
-----ISTD-----								
38) I Acenaphthene-d10								
39) P Hexachlorocyclopent	0.227	0.261	0.210	0.223	0.234	0.230	0.239	8.96#
40) C 2,4,6-Trichlorophen	0.392	0.377	0.384	0.381	0.358	0.368	0.380	3.28
41) 2,4,5-Trichlorophen	0.426	0.410	0.420	0.338	0.376	0.358	0.400	9.37
42) S 2-Fluorobiphenyl (S	1.417	1.219	1.321	1.063	1.120	1.096	1.243	11.00
43) Biphenyl	1.713	1.286	1.465	1.185	1.531	1.653	1.472	13.96 - 200,160
44) 2-Chloronaphthalene	1.480	1.173	1.312	1.034	1.366	1.454	1.303	13.16 - 200,160
45) Dimethylphthalate	1.476	1.342	1.357	1.109	1.236	1.158	1.314	10.07
46) Acenaphthylene	2.286	1.941	2.072	1.740	1.615	2.154	2.001	12.41 - 200
47) 2,6-Dinitrotoluene	0.368	0.361	0.373	0.344	0.337	0.365	0.362	3.83
48) 2-Nitroaniline	0.456	0.379	0.402	0.420	0.368	0.364	0.413	9.87
49) MC Acenaphthene	1.307	1.143	1.234	1.027	1.046	1.021	1.167	10.58
50) P 2,4-Dinitrophenol	0.066	0.239	0.218	0.250	0.250	0.254	0.199	34.45#L
51) Dibenzofuran	1.790	1.625	1.699	1.499	1.538	1.518	1.643	6.93
52) MP 4-Nitrophenol	0.248	0.242	0.267	0.239	0.239	0.231	0.249	5.46#
53) 3-Nitroaniline	0.487	0.453	0.446	0.383	0.436	0.411	0.447	8.25
54) M 2,4-Dinitrotoluene	0.437	0.475	0.480	0.460	0.455	0.460	0.461	2.85

(#) = Out of Range ### Number of calibration levels exceeded format ###
 SV1NH.M Thu Jul 13 10:33:51 2006

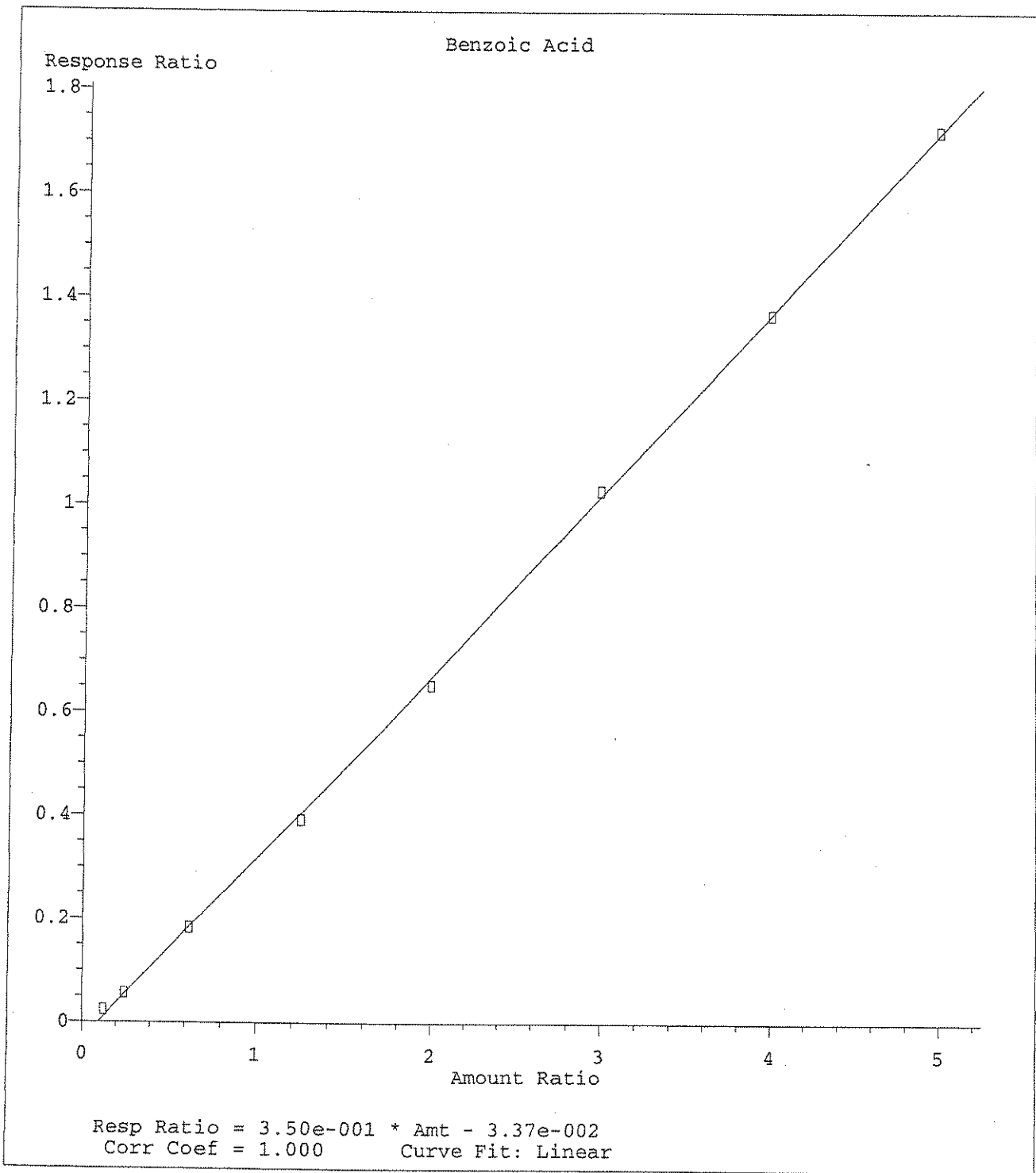
Method : C:\HPCHEM\1\METHODS\SV1NH.M
 Title : ELEMENT ID: 0607014(SOIL) 0607015(AQUEOUS)
 Last Update : Thu Jul 13 10:27:07 2006
 Response via : Initial Calibration

Calibration Files

5 =SV139657.D 80 =SV139660.D 50 =SV139656.D
 200 =SV139663.D 120 =SV139661.D 160 =SV139662.D

Compound	5	80	50	200	120	160	Avg	%RSD
55) Fluorene	1.440	1.216	1.334	1.055	1.117	1.065	1.248	12.40
56) 2,3,4,6-Tetrachloro	0.295	0.295	0.305	0.280	0.277	0.270	0.292	5.14
57) Diethylphthalate	1.548	1.256	1.400	1.123	1.062	1.418	1.328	13.92 -200
58) 4-Chloro-phenyl-phe	0.612	0.549	0.592	0.435	0.493	0.471	0.546	13.00
59) I Phenanthrene-d10	-----ISTD-----							
60) 4-Nitroaniline	0.347	0.349	0.347	0.363	0.352	0.358	0.351	2.04
61) 4,6-Dinitro-2-Methy	0.126	0.222	0.204	0.212	0.225	0.214	0.195	17.24 L
62) C N-nitrosodiphenylam	0.900	0.766	0.816	0.719	0.759	0.701	0.792	8.51
63) Azobenzene	1.296	1.209	1.192	1.111	1.149	1.111	1.194	5.63
64) S 2,4,6-Tribromopheno	0.110	0.124	0.119	0.131	0.125	0.126	0.122	5.37
65) 4-Bromophenyl-pheny	0.228	0.214	0.211	0.202	0.210	0.209	0.214	3.78
66) Hexachlorobenzene	0.244	0.244	0.235	0.252	0.249	0.250	0.245	2.08
67) MC Pentachlorophenol	0.100	0.153	0.142	0.170	0.158	0.166	0.145	16.14 L
68) Phenanthrene	1.398	1.214	1.263	1.162	1.216	1.213	1.253	5.73
69) Anthracene	1.405	1.235	1.288	1.189	1.204	1.177	1.265	6.25
70) Carbazole	1.405	1.257	1.334	1.290	1.235	1.248	1.304	4.46
71) Di-n-butylphthalate	1.963	1.817	1.877	1.826	1.843	1.826	1.859	2.56
72) C Fluoranthene	1.267	1.205	1.192	1.196	1.209	1.209	1.213	1.90
73) Benzidine	0.538	0.553	0.532	0.565	0.518	0.749	0.576	13.70 - 200
74) I Chrysene-d12	-----ISTD-----							
75) M Pyrene	1.882	1.605	1.682	1.523	1.545	1.490	1.652	8.28
76) S Terphenyl-d14 (SURR	1.113	0.961	1.010	0.909	0.931	0.910	0.989	7.54
77) Butylbenzylphthalat	1.150	0.989	1.067	0.940	0.964	0.928	1.027	8.12
78) 3,3'-Dichlorobenzid	0.575	0.501	0.520	0.405	0.472	0.439	0.499	11.43
79) Benzo(a)anthracene	1.571	1.406	1.430	1.427	1.387	1.398	1.442	4.13
80) Chrysene	1.450	1.201	1.250	1.120	1.129	1.067	1.231	10.44
81) bis(2-Ethylhexyl)ph	1.488	1.303	1.378	1.256	1.261	1.238	1.347	7.23
82) I Perylene-d12	-----ISTD-----							
83) C Di-n-octylphthalate	2.690	2.212	2.376	2.240	2.130	2.103	2.340	8.84
84) Benzo(b)fluoranthen	1.559	1.668	1.497	1.679	1.583	1.536	1.529	8.04
85) Benzo(k)fluoranthen	1.377	0.858	1.016	0.826	1.193	1.352	1.104	21.82 Q - 200, 160
86) C Benzo(a)pyrene	1.235	1.168	1.216	1.151	1.139	1.135	1.193	4.29
87) Indeno(1,2,3-Cd)Pyr	1.171	1.184	1.237	1.123	0.919	1.216	1.155	9.69 - 200
88) Dibenzo(a,h)Anthrac	0.992	0.968	1.009	0.913	0.790	1.046	0.969	9.68 - 200
89) Benzo(g,h,i)perylene	1.022	0.979	1.034	0.924	0.703	1.028	0.963	12.71 - 200

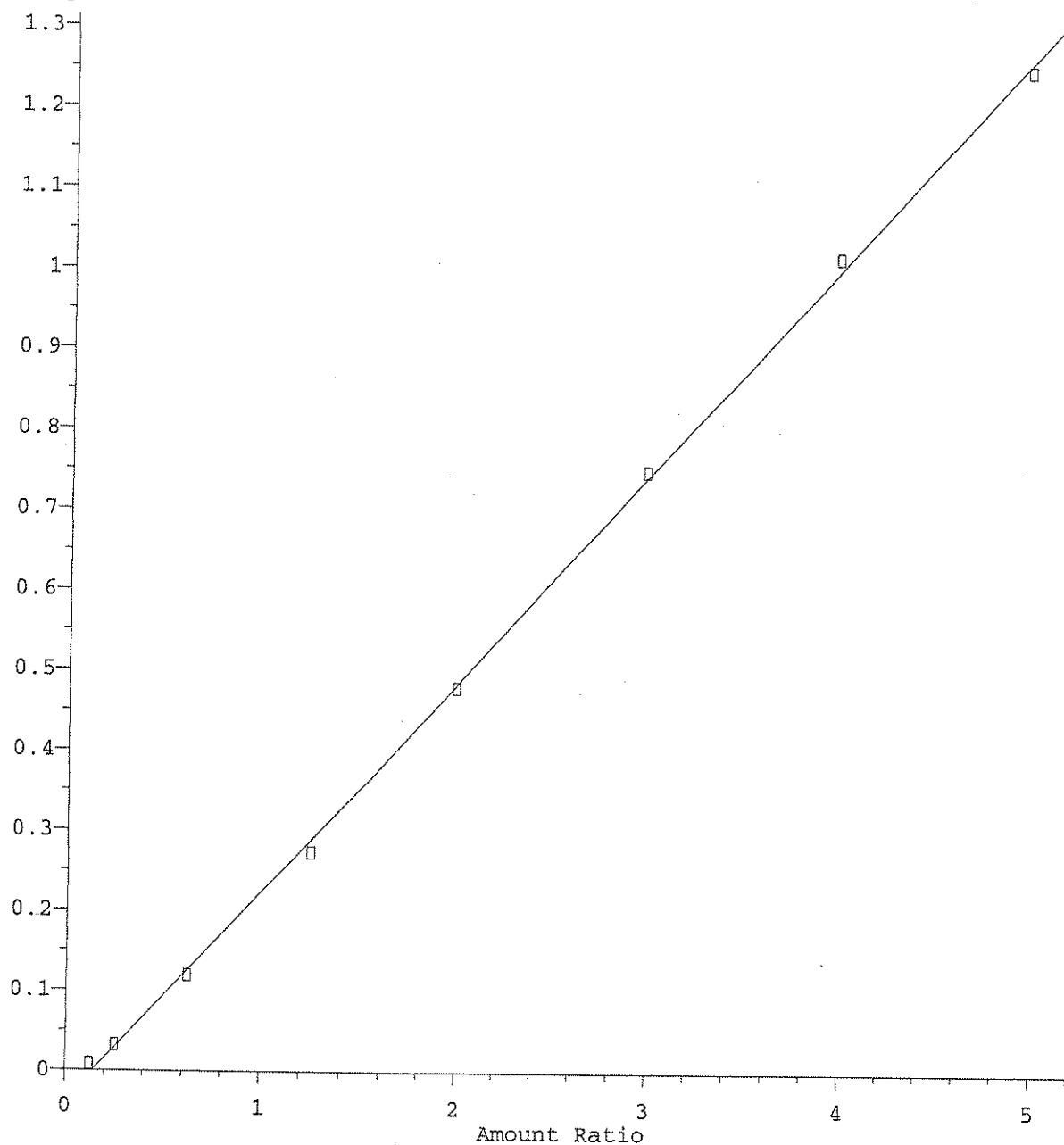
(#) = Out of Range ### Number of calibration levels exceeded format ###
 SV1NH.M Thu Jul 13 10:33:57 2006



Method Name: C:\HPCHEM\1\METHODS\SV1NH.M
Calibration Table Last Updated: Thu Jul 13 08:57:50 2006

2,4-Dinitrophenol

Response Ratio

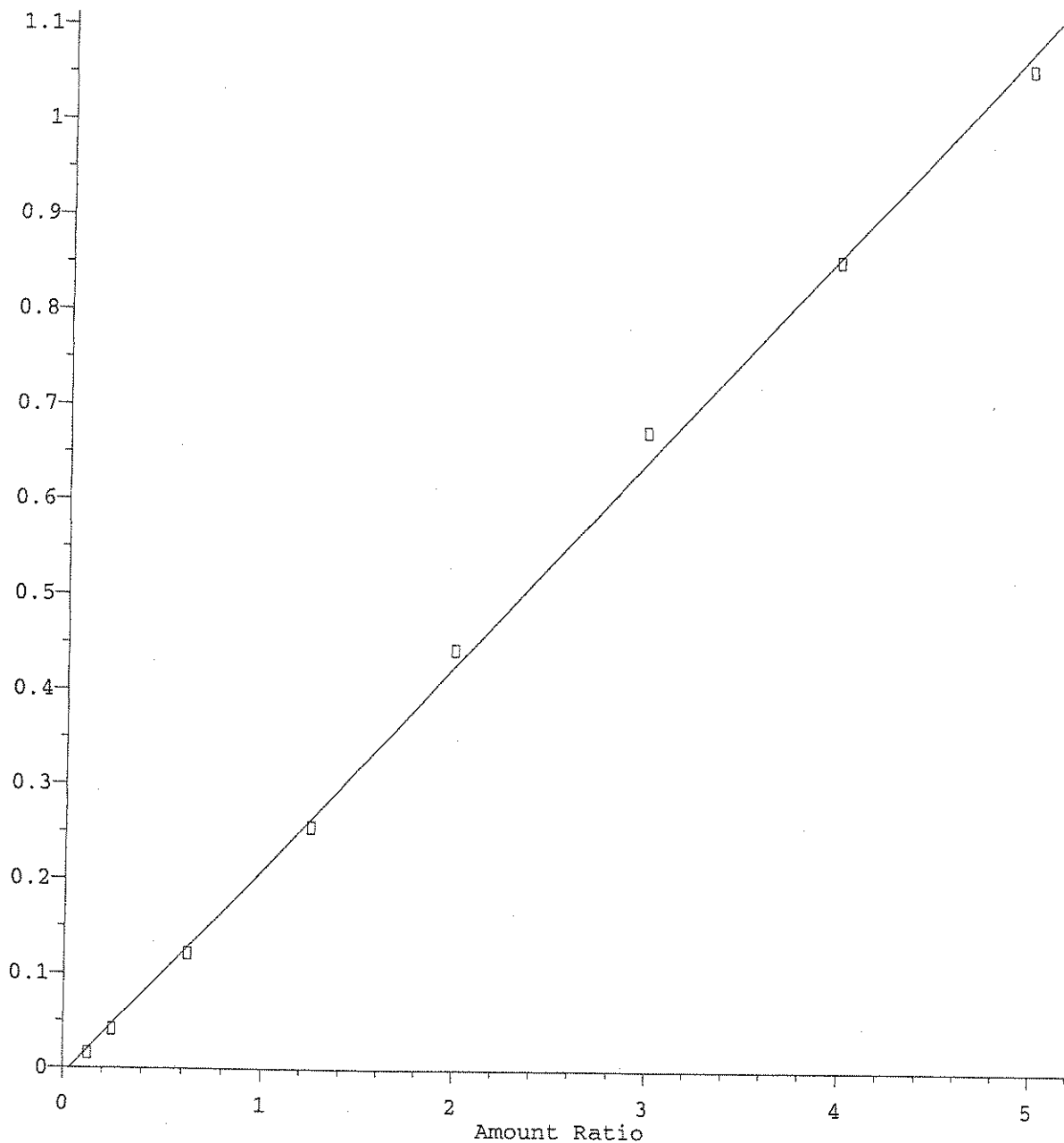


Resp Ratio = 2.59e-001 * Amt - 3.58e-002
Corr Coef = 0.999 Curve Fit: Linear

Method Name: C:\HPCHEM\1\METHODS\SV1NH.M
Calibration Table Last Updated: Thu Jul 13 08:57:50 2006

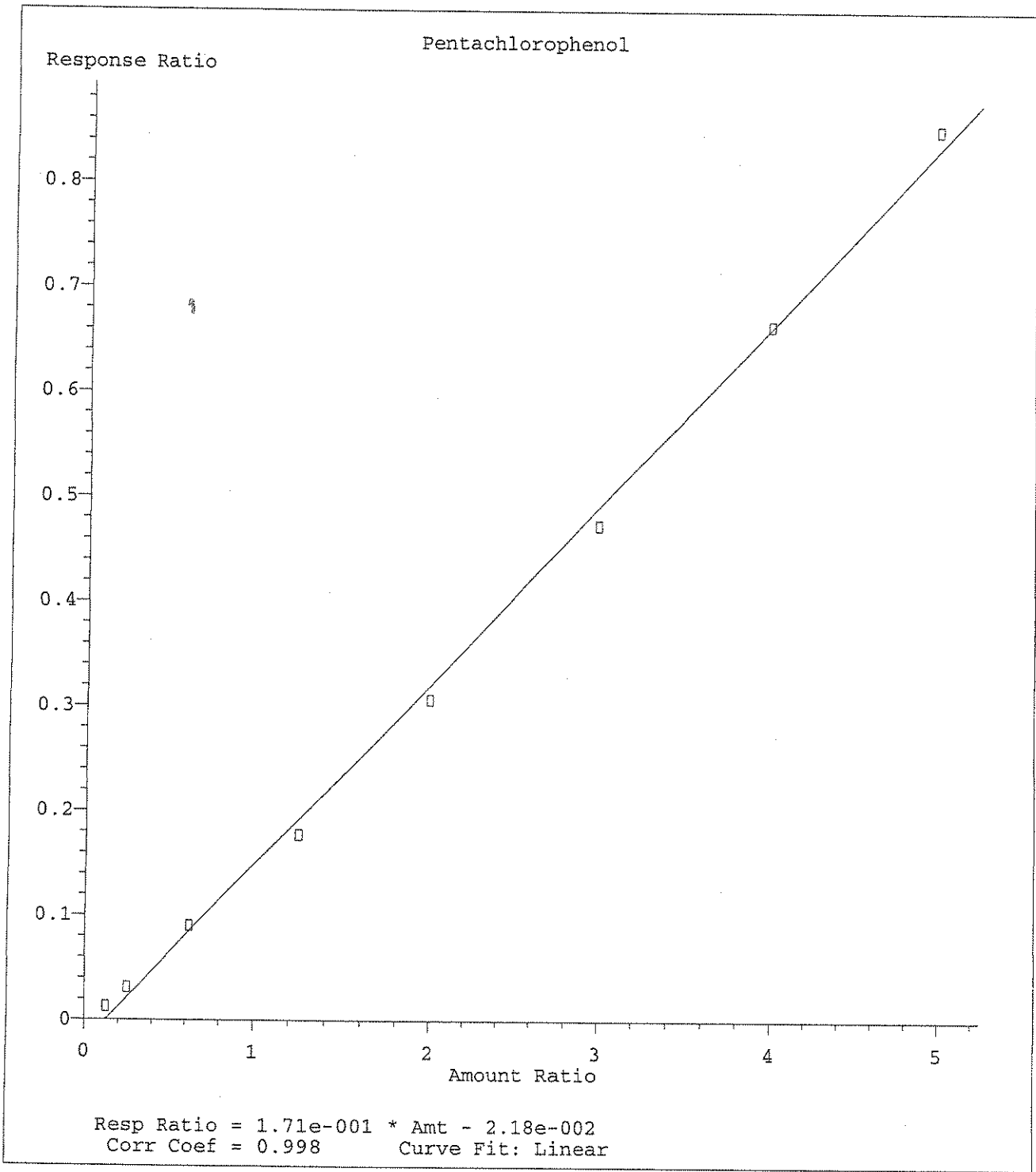
4,6-Dinitro-2-Methylphenol

Response Ratio

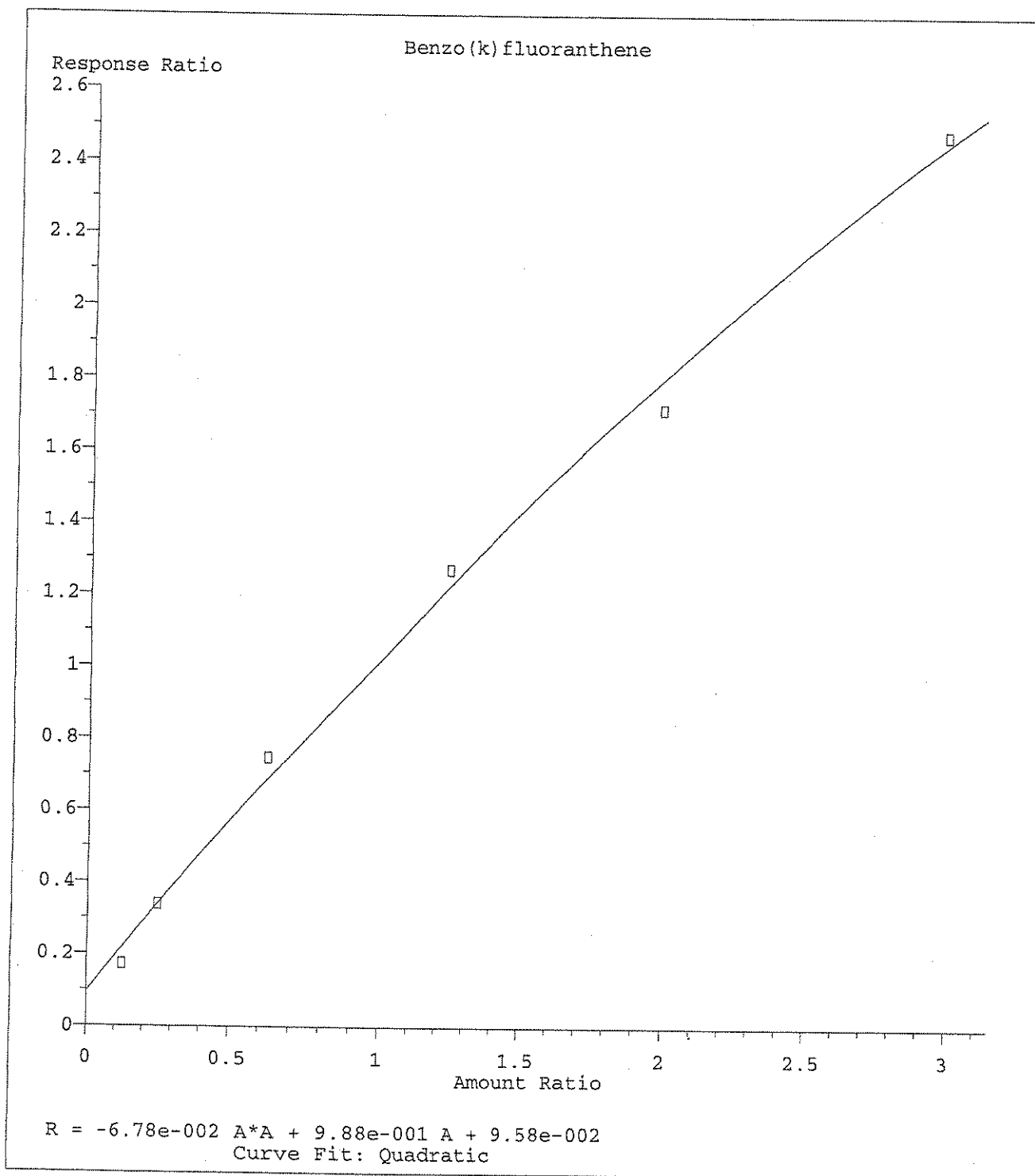


Resp Ratio = 2.17e-001 * Amt - 7.21e-003
Corr Coef = 0.998 Curve Fit: Linear

Method Name: C:\HPCHEM\1\METHODS\SV1NH.M
Calibration Table Last Updated: Thu Jul 13 08:57:50 2006



Method Name: C:\HPCHEM\1\METHODS\SV1NH.M
Calibration Table Last Updated: Thu Jul 13 08:57:50 2006



Method Name: C:\HPCHEM\1\METHODS\SV1NH.M
Calibration Table Last Updated: Thu Jul 13 10:27:07 2006

Data File : Q:\SVOA\MS1_MD\MD0706\MD071206\SV139657.D Vial: 3
 Acq On : 12 Jul 106 5:01 pm Operator: VSC
 Sample : BPG0098-CAL1 Inst : SVOA-MS1
 Misc : Multiplr: 1.00
 Quant Time: Jul 13 8:30 19106

Method : C:\HPCHEM\1\METHODS\SV1NH.M
 Title : ELEMENT ID: 0607014(SOIL) 0607015(AQUEOUS)
 Last Update : Thu Jul 13 08:57:50 2006
 Response via : Multiple Level Calibration

Internal Standards	R.T.	QIon	Response	Conc	Units	Dev(Min)
1) 1,4-Dichlorobenzene-d4	3.63	152	589075	40.00	ng/uL	0.00
22) Naphthalene-d8	4.95	136	2169630	40.00	ng/uL	0.00
38) Acenaphthene-d10	7.29	164	990493	40.00	ng/uL	-0.01
59) Phenanthrene-d10	9.82	188	1345726	40.00	ng/uL	-0.01
74) Chrysene-d12	14.93	240	981453	40.00	ng/uL	-0.01
82) Perylene-d12	17.54	264	921718	40.00	ng/uL	-0.02

System Monitoring Compounds	R.T.	QIon	Response	Conc	Units	%Recovery
4) 2-Fluorophenol (SURR)	1.64	112	99686	4.56	ng/uL	3.04%
6) Phenol-d5 (SURR)	3.31	99	143148	5.30	ng/uL	3.53%
10) 2-Chlorophenol-d4 (SURR)	3.42	132	114237	5.38	ng/uL	3.59%
13) 1,2 Dichlorobenzene-d4 (SUR)	3.83	152	72290	5.86	ng/uL	5.86%
23) Nitrobenzene-d5 (SURR)	4.23	82	109141	5.52	ng/uL	5.52%
42) 2-Fluorobiphenyl (SURR)	6.32	172	175432	5.69	ng/uL	5.69%
64) 2,4,6-Tribromophenol (SURR)	8.62	330	18479	5.36	ng/uL	3.57%
76) Terphenyl-d14 (SURR)	12.97	244	136551	5.44	ng/uL	5.44%

Target Compounds	R.T.	QIon	Response	Conc	Units	Qvalue
2) N-Nitrosodimethylamine	0.75	74	4365	2.68	ng/uL	97
3) Pyridine	0.75	79	7826	2.80	ng/uL	92
5) bis(2-Chloroethyl) ether	3.40	93	123389	5.13	ng/uL	100
7) 2-Chlorophenol	3.43	128	113411	5.30	ng/uL	97
8) Phenol	3.33	94	180101	5.45	ng/uL	79
9) Aniline	3.30	93	183963	5.39	ng/uL	89
11) 1,3-Dichlorobenzene	3.59	146	118055	5.18	ng/uL	98
12) 1,4-Dichlorobenzene	3.65	146	124341	5.39	ng/uL	97
14) 1,2-Dichlorobenzene	3.85	146	115034	5.60	ng/uL	98
15) Benzyl Alcohol	3.83	79	82800	4.80	ng/uL	89
16) bis(2-chloroisopropyl) Ethe	4.00	45	147086	4.87	ng/uL	96
17) 2-Methylphenol	3.98	108	106446	5.48	ng/uL	100
18) Acetophenone	4.09	105	143230	5.42	ng/uL	90
19) N-Nitroso-Di-n-Propylamine	4.13	70	78249	5.23	ng/uL	97
20) Hexachloroethane	4.15	117	47383	5.36	ng/uL	98
21) 3+4-Methylphenol	4.13	108	112197	5.57	ng/uL	94
24) Nitrobenzene	4.25	77	105696	5.36	ng/uL	99
25) Isophorone	4.49	82	211057	5.09	ng/uL	95
26) 2-Nitrophenol	4.57	139	63171	5.74	ng/uL	98
27) Benzoic Acid	4.75	105	52409	3.95	ng/uLm	95
28) 2,4-Dimethylphenol	4.65	107	94633	5.13	ng/uL	97
29) bis(2-Chloroethoxy)methane	4.74	93	139296	5.09	ng/uL	98
30) 2,4-Dichlorophenol	4.83	162	77303	5.22	ng/uL	96
31) 1,2,4-Trichlorobenzene	4.91	180	80225	5.42	ng/uL	97
32) Naphthalene	4.97	128	297269	5.66	ng/uL	99
33) 4-Chloroaniline	5.07	127	127615	5.42	ng/uL	100
34) Hexachlorobutadiene	5.19	225	37503	5.71	ng/uL	97
35) 4-Chloro-3-Methylphenol	5.66	107	88106	5.34	ng/uL	91
36) 2-Methylnaphthalene	5.78	142	194903	5.62	ng/uL	99
37) 1-Methylnaphthalene	5.93	142	192523	5.59	ng/uL	99
39) Hexachlorocyclopentadiene	6.10	237	28144	4.34	ng/uL	99
40) 2,4,6-Trichlorophenol	6.21	196	48501	5.19	ng/uL	95
41) 2,4,5-Trichlorophenol	6.26	196	52705	5.36	ng/uL	97
43) Biphenyl	6.43	154	212029	5.82	ng/uL	98
44) 2-Chloronaphthalene	6.43	162	183264	5.74	ng/uL	99
45) Dimethylphthalate	6.99	163	182691	5.47	ng/uL	98
46) Acenaphthylene	7.05	152	283001	5.77	ng/uL	100
47) 2,6-Dinitrotoluene	7.08	165	45537	6.05	ng/uL	94
48) 2-Nitroaniline	6.63	65	56470	5.91	ng/uL	98

(#) = qualifier out of range (m) = manual integration
 SV139657.D SV1NH.M Thu Jul 13 09:03:02 2006

Data File : Q:\SVOA\MS1_MD\MD0706\MD071206\SV139657.D Vial: 3
 Acq On : 12 Jul 106 5:01 pm Operator: VSC
 Sample : BPG0098-CAL1 Inst : SVOA-MS1
 Misc : Multiplr: 1.00
 Quant Time: Jul 13 8:30 19106

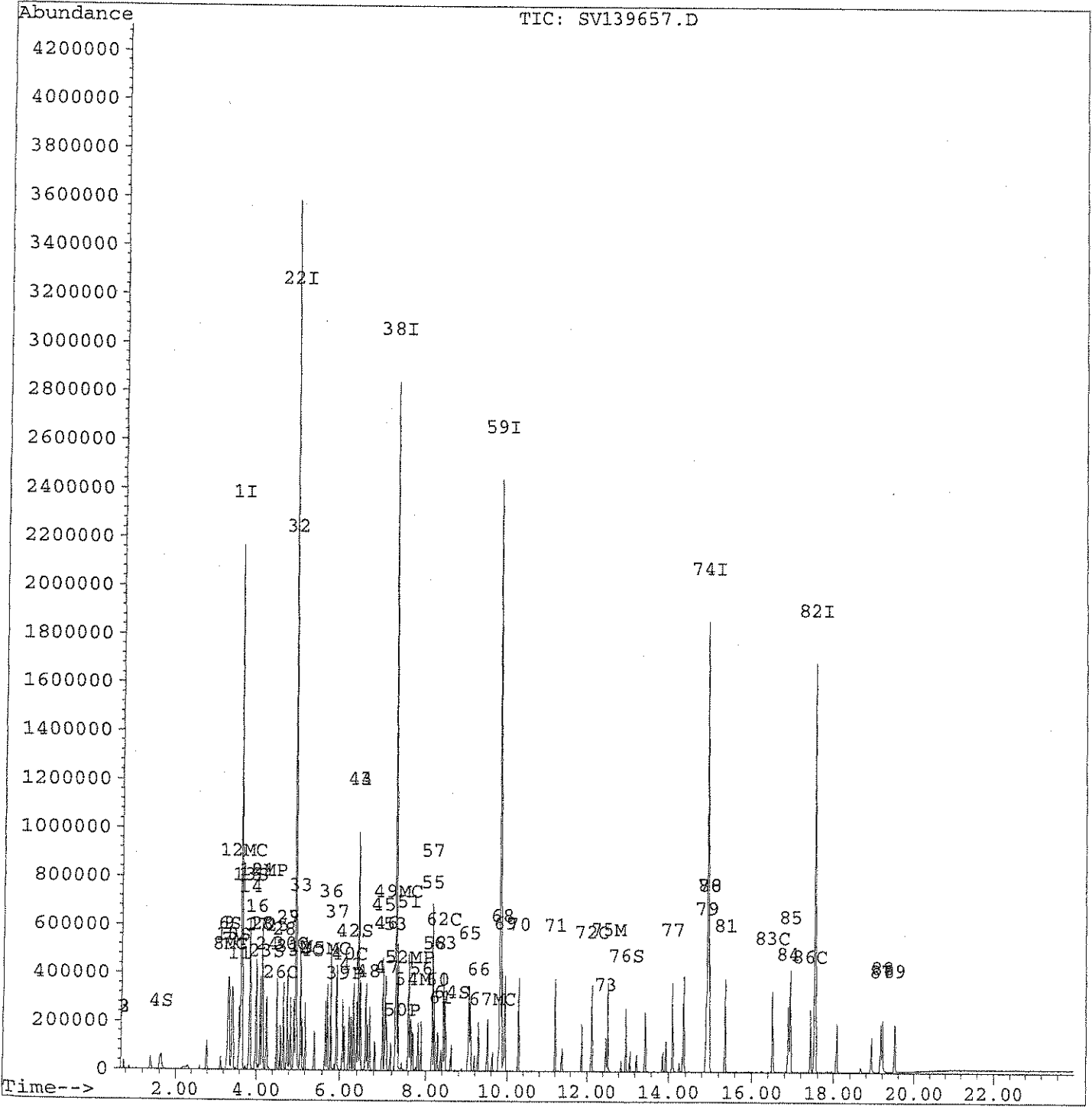
Method : C:\HPCHEM\1\METHODS\SV1NH.M
 Title : ELEMENT ID: 0607014(SOIL) 0607015(AQUEOUS)
 Last Update : Thu Jul 13 08:57:50 2006
 Response via : Multiple Level Calibration

Compound	R.T.	QIon	Response	Conc	Unit	Qvalue
49) Acenaphthene	7.34	153	161865	5.47	ng/uL	99
50) 2,4-Dinitrophenol	7.43	184	8153	2.08	ng/uL	85
51) Dibenzofuran	7.59	168	221627	5.50	ng/uL	85
52) 4-Nitrophenol	7.60	65	30679	4.87	ng/uL	98
53) 3-Nitroaniline	7.27	65	60320	5.33	ng/uL	91
54) 2,4-Dinitrotoluene	7.69	165	54071	5.63	ng/uL	80
55) Fluorene	8.17	166	178243	5.82	ng/uL	98
56) 2,3,4,6-Tetrachlorophenol	7.88	232	36493	5.26	ng/ul	96
57) Diethylphthalate	8.15	149	191638	5.46	ng/uL	99
58) 4-Chloro-phenyl-phenyl eth	8.21	204	75766	5.61	ng/uL	97
60) 4-Nitroaniline	8.29	138	58412	5.74	ng/uL	86
61) 4,6-Dinitro-2-Methylphenol	8.36	198	21257	4.84	ng/uL	86
62) N-nitrosodiphenylamine	8.42	169	151334	6.06	ng/uL	98
63) Azobenzene	8.47	77	218021	5.68	ng/ul	99
65) 4-Bromophenyl-phenylether	9.05	248	38300	5.76	ng/uL	96
66) Hexachlorobenzene	9.27	284	41049	5.44	ng/uL	82
67) Pentachlorophenol	9.62	266	16806	3.91	ng/uL	97
68) Phenanthrene	9.86	178	235245	6.00	ng/uL	100
69) Anthracene	9.93	178	236343	5.96	ng/uL	99
70) Carbazole	10.28	167	236345	5.76	ng/uL	99
71) Di-n-butylphthalate	11.20	149	330137	5.57	ng/uL	99
72) Fluoranthene	12.11	202	213089	5.46	ng/uL	96
73) Benzidine	12.46	184	90433	4.62	ng/ul	99
75) Pyrene	12.52	202	230906	5.48	ng/uL	95
77) Butylbenzylphthalate	14.09	149	141135	5.22	ng/uL	99
78) 3,3'-Dichlorobenzidine	14.97	252	70528	5.53	ng/uL	96
79) Benzo(a)anthracene	14.89	228	192706	5.19	ng/uL	98
80) Chrysene	14.97	228	177908	5.37	ng/uL	100
81) bis(2-Ethylhexyl)phthalate	15.35	149	182554	5.03	ng/uL	98
83) Di-n-octylphthalate	16.50	149	309910	5.72	ng/uL	100
84) Benzo(b)fluoranthene	16.88	252	179565	5.23	ng/uLm	98
85) Benzo(k)fluoranthene	16.93	252	158646	6.93	ng/uL	91
86) Benzo(a)pyrene	17.42	252	142334	5.24	ng/uL	98
87) Indeno(1,2,3-Cd)Pyrene	19.16	276	134912	4.83	ng/uL	91
88) Dibenzo(a,h)Anthracene	19.20	278	114300	4.86	ng/uL	96
89) Benzo(g,h,i)perylene	19.51	276	117746	4.75	ng/uL	98

(#) = qualifier out of range (m) = manual integration
 SV139657.D SV1NH.M Thu Jul 13 09:03:04 2006

Data File : Q:\SVOA\MS1_MD\MD0706\MD071206\SV139657.D Vial: 3
 Acq On : 12 Jul 106 5:01 pm Operator: VSC
 Sample : BPG0098-CAL1 Inst : SVOA-MS1
 Misc : Multiplr: 1.00
 Quant Time: Jul 13 8:30 19106

Method : C:\HPCHEM\1\METHODS\SV1NH.M
 Title : ELEMENT ID: 0607014(SOIL) 0607015(AQUEOUS)
 Last Update : Thu Jul 13 08:57:50 2006
 Response via : Multiple Level Calibration



Data File : Q:\SVOA\MS1_MD\MD0706\MD071206\SV139658.D Vial: 4
 Acq On : 12 Jul 106 5:31 pm Operator: VSC
 Sample : BPG0098-CAL2 Inst : SVOA-MS1
 Misc : Multiplr: 1.00
 Quant Time: Jul 13 8:31 19106

Method : C:\HPCHEM\1\METHODS\SV1NH.M
 Title : ELEMENT ID: 0607014(SOIL) 0607015(AQUEOUS)
 Last Update : Thu Jul 13 08:57:50 2006
 Response via : Multiple Level Calibration

Internal Standards	R.T.	QIon	Response	Conc	Units	Dev(Min)
1) 1,4-Dichlorobenzene-d4	3.63	152	634418	40.00	ng/uL	0.00
22) Naphthalene-d8	4.95	136	2294329	40.00	ng/uL	0.00
38) Acenaphthene-d10	7.29	164	1055640	40.00	ng/uL	0.00
59) Phenanthrene-d10	9.82	188	1473564	40.00	ng/uL	0.00
74) Chrysene-d12	14.94	240	1080799	40.00	ng/uL	0.00
82) Perylene-d12	17.55	264	1073568	40.00	ng/uL	0.00

System Monitoring Compounds	R.T.	QIon	Response	Conc	Units	%Recovery
4) 2-Fluorophenol (SURR)	1.62	112	220678	9.45	ng/uL	6.30%
6) Phenol-d5 (SURR)	3.32	99	301375	10.38	ng/uL	6.92%
10) 2-Chlorophenol-d4 (SURR)	3.41	132	248020	10.88	ng/uL	7.25%
13) 1,2 Dichlorobenzene-d4 (SUR)	3.84	152	149909	11.22	ng/uL	11.22%
23) Nitrobenzene-d5 (SURR)	4.23	82	230540	10.91	ng/uL	10.91%
42) 2-Fluorobiphenyl (SURR)	6.32	172	359116	10.91	ng/uL	10.91%
64) 2,4,6-Tribromophenol (SURR)	8.62	330	43168	11.13	ng/uL	7.42%
76) Terphenyl-d14 (SURR)	12.97	244	287874	10.36	ng/uL	10.36%

Target Compounds	R.T.	QIon	Response	Conc	Units	Qvalue
2) N-Nitrosodimethylamine	0.75	74	9259	5.46	ng/uL	99
3) Pyridine	0.75	79	16831	5.84	ng/uL	90
5) bis(2-Chloroethyl) ether	3.40	93	267006	10.36	ng/uL	99
7) 2-Chlorophenol	3.43	128	244348	10.64	ng/uL	97
8) Phenol	3.33	94	387292	10.90	ng/uL	86
9) Aniline	3.31	93	395240	10.76	ng/uL	93
11) 1,3-Dichlorobenzene	3.59	146	255937	10.49	ng/uL	100
12) 1,4-Dichlorobenzene	3.65	146	263180	10.59	ng/uL	99
14) 1,2-Dichlorobenzene	3.84	146	240931	10.90	ng/uL	98
15) Benzyl Alcohol	3.83	79	180074	9.89	ng/uL	97
16) bis(2-chloroisopropyl) Ethe	3.99	45	309501	9.67	ng/uL	97
17) 2-Methylphenol	3.98	108	222134	10.60	ng/uL	97
18) Acetophenone	4.09	105	305788	10.76	ng/uL	90
19) N-Nitroso-Di-n-Propylamine	4.13	70	162766	10.18	ng/uL	97
20) Hexachloroethane	4.15	117	102408	10.79	ng/uL	94
21) 3+4-Methylphenol	4.13	108	233646	10.72	ng/uL	97
24) Nitrobenzene	4.25	77	225166	10.78	ng/uL	98
25) Isophorone	4.49	82	439558	10.07	ng/uL	99
26) 2-Nitrophenol	4.58	139	131997	10.92	ng/uL	92
27) Benzoic Acid	4.79	105	130481	9.07	ng/uL	97
28) 2,4-Dimethylphenol	4.66	107	202205	10.40	ng/uL	97
29) bis(2-Chloroethoxy)methane	4.75	93	300612	10.41	ng/uL	97
30) 2,4-Dichlorophenol	4.82	162	171313	10.89	ng/uL	99
31) 1,2,4-Trichlorobenzene	4.91	180	169760	10.80	ng/uL	98
32) Naphthalene	4.97	128	610590	10.99	ng/uL	100
33) 4-Chloroaniline	5.07	127	283993	11.43	ng/uL	100
34) Hexachlorobutadiene	5.19	225	76308	10.95	ng/uL	99
35) 4-Chloro-3-Methylphenol	5.67	107	185207	10.57	ng/uL	91
36) 2-Methylnaphthalene	5.79	142	405552	11.01	ng/uL	99
37) 1-Methylnaphthalene	5.92	142	401614	11.00	ng/uL	99
39) Hexachlorocyclopentadiene	6.09	237	66608	9.84	ng/uL	98
40) 2,4,6-Trichlorophenol	6.21	196	102157	10.21	ng/uL	98
41) 2,4,5-Trichlorophenol	6.26	196	114110	10.81	ng/uL	99
43) Biphenyl	6.43	154	436206	11.22	ng/uL	97
44) 2-Chloronaphthalene	6.43	162	383657	11.27	ng/uL	98
45) Dimethylphthalate	6.99	163	378383	10.61	ng/uL	98
46) Acenaphthylene	7.04	152	580897	11.10	ng/uL	99
47) 2,6-Dinitrotoluene	7.07	165	98244	11.78	ng/uL	94
48) 2-Nitroaniline	6.64	65	121176	11.65	ng/uL	99

(#) = qualifier out of range (m) = manual integration
 SV139658.D SV1NH.M Thu Jul 13 09:03:28 2006

Data File : Q:\SVOA\MS1_MD\MD0706\MD071206\SV139658.D Vial: 4
 Acq On : 12 Jul 106 5:31 pm Operator: VSC
 Sample : BPG0098-CAL2 Inst : SVOA-MS1
 Misc : Multiplr: 1.00
 Quant Time: Jul 13 8:31 19106

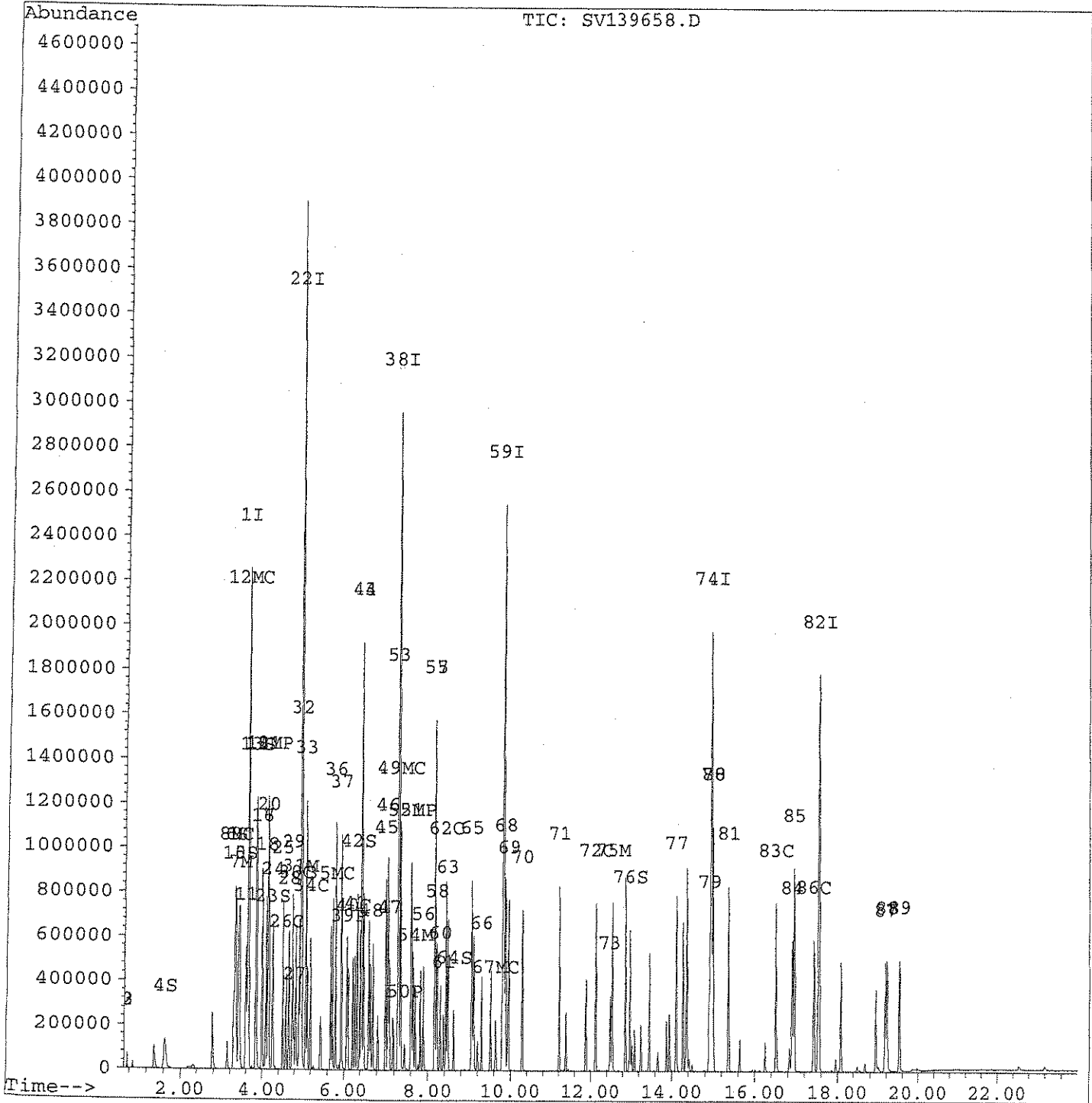
Method : C:\HPCHEM\1\METHODS\SV1NH.M
 Title : ELEMENT ID: 0607014(SOIL) 0607015(AQUEOUS)
 Last Update : Thu Jul 13 08:57:50 2006
 Response via : Multiple Level Calibration

Compound	R.T.	QIon	Response	Conc	Unit	Qvalue
49) Acenaphthene	7.34	153	342878	10.91	ng/uL	99
50) 2,4-Dinitrophenol	7.44	184	33784	8.80	ng/uL	98
51) Dibenzofuran	7.60	168	463383	10.77	ng/uL	75
52) 4-Nitrophenol	7.60	65	67909	9.90	ng/uL	88
53) 3-Nitroaniline	7.27	65	129655	10.60	ng/uL	98
54) 2,4-Dinitrotoluene	7.70	165	120611	11.20	ng/uL	79
55) Fluorene	8.16	166	369600	11.31	ng/uL	99
56) 2,3,4,6-Tetrachlorophenol	7.89	232	81120	10.88	ng/uL	98
57) Diethylphthalate	8.16	149	392542	10.52	ng/uL	99
58) 4-Chloro-phenyl-phenyl eth	8.21	204	163651	11.36	ng/uL	99
60) 4-Nitroaniline	8.29	138	125792	10.91	ng/uL	98
61) 4,6-Dinitro-2-Methylphenol	8.37	198	60781	11.67	ng/uL	91
62) N-nitrosodiphenylamine	8.43	169	313314	11.40	ng/uL	100
63) Azobenzene	8.47	77	464339	11.01	ng/uL	97
65) 4-Bromophenyl-phenylether	9.06	248	81711	11.13	ng/uL	91
66) Hexachlorobenzene	9.28	284	90899	10.98	ng/uL	97
67) Pentachlorophenol	9.63	266	45497	9.63	ng/uL	96
68) Phenanthrene	9.86	178	477275	11.04	ng/uL	99
69) Anthracene	9.94	178	492768	11.29	ng/uL	99
70) Carbazole	10.29	167	497566	11.02	ng/uL	99
71) Di-n-butylphthalate	11.20	149	692116	10.65	ng/uL	100
72) Fluoranthene	12.11	202	446493	10.43	ng/uL	90
73) Benzidine	12.46	184	212751	9.97	ng/uL	99
75) Pyrene	12.52	202	482944	10.32	ng/uL	94
77) Butylbenzylphthalate	14.09	149	301700	10.11	ng/uL	97
78) 3,3'-Dichlorobenzidine	14.97	252	147509	10.40	ng/uL	98
79) Benzo(a)anthracene	14.90	228	400498	9.76	ng/uL	99
80) Chrysene	14.98	228	363753	9.92	ng/uL	99
81) bis(2-Ethylhexyl)phthalate	15.35	149	397215	9.97	ng/uL	99
83) Di-n-octylphthalate	16.50	149	683393	10.77	ng/uL	100
84) Benzo(b)fluoranthene	16.89	252	360701	8.97	ng/uL	99
85) Benzo(k)fluoranthene	16.93	252	362992	13.40	ng/uL	93
86) Benzo(a)pyrene	17.42	252	341177	10.84	ng/uL	96
87) Indeno(1,2,3-Cd)Pyrene	19.16	276	331643	10.33	ng/uL	99
88) Dibenzo(a,h)Anthracene	19.21	278	286141	10.60	ng/uL	90
89) Benzo(g,h,i)perylene	19.52	276	282008	9.91	ng/uL	100

(#) = qualifier out of range (m) = manual integration
 SV139658.D SV1NH.M Thu Jul 13 09:03:30 2006

Data File : Q:\SVOA\MS1_MD\MD0706\MD071206\SV139658.D Vial: 4
Acq On : 12 Jul 106 5:31 pm Operator: VSC
Sample : BPG0098-CAL2 Inst : SVOA-MS1
Misc : Multiplr: 1.00
Quant Time: Jul 13 8:31 19106

Method : C:\HPCHEM\1\METHODS\SV1NH.M
Title : ELEMENT ID: 0607014(SOIL) 0607015(AQUEOUS)
Last Update : Thu Jul 13 08:57:50 2006
Response via : Multiple Level Calibration



Data File : Q:\SVOA\MS1_MD\MD0706\MD071206\SV139659.D Vial: 5
 Acq On : 12 Jul 106 6:02 pm Operator: VSC
 Sample : BPG0098-CAL3 Inst : SVOA-MS1
 Misc : Multiplr: 1.00
 Quant Time: Jul 13 8:55 19106

Method : C:\HPCHEM\1\METHODS\SV1NH.M
 Title : ELEMENT ID: 0607014(SOIL) 0607015(AQUEOUS)
 Last Update : Thu Jul 13 08:57:50 2006
 Response via : Multiple Level Calibration

Internal Standards	R.T.	QIon	Response	Conc	Units	Dev(Min)
1) 1,4-Dichlorobenzene-d4	3.63	152	604250	40.00	ng/uL	0.00
22) Naphthalene-d8	4.95	136	2167512	40.00	ng/uL	0.00
38) Acenaphthene-d10	7.30	164	990089	40.00	ng/uL	0.01
59) Phenanthrene-d10	9.83	188	1394241	40.00	ng/uL	0.00
74) Chrysene-d12	14.94	240	1063053	40.00	ng/uL	0.00
82) Perylene-d12	17.55	264	1066609	40.00	ng/uL	0.00

System Monitoring Compounds	R.T.	QIon	Response	Conc	Units	%Recovery
4) 2-Fluorophenol (SURR)	1.62	112	539444	24.24	ng/uL	16.16%
6) Phenol-d5 (SURR)	3.33	99	705224	25.66	ng/uL	17.11%
10) 2-Chlorophenol-d4 (SURR)	3.42	132	565234	26.07	ng/uL	17.38%
13) 1,2 Dichlorobenzene-d4 (SUR)	3.83	152	332094	26.10	ng/uL	26.10%
23) Nitrobenzene-d5 (SURR)	4.24	82	529510	26.07	ng/uL	26.07%
42) 2-Fluorobiphenyl (SURR)	6.32	172	833861	26.95	ng/uL	26.95%
64) 2,4,6-Tribromophenol (SURR)	8.63	330	108406	28.91	ng/uL	19.27%
76) Terphenyl-d14 (SURR)	12.98	244	671122	24.52	ng/uL	24.52%

Target Compounds	R.T.	QIon	Response	Conc	Units	Qvalue
2) N-Nitrosodimethylamine	0.75	74	28053	18.08	ng/uL	95
3) Pyridine	0.75	79	48270	18.23	ng/uL	92
5) bis(2-Chloroethyl) ether	3.40	93	619147	25.42	ng/uL	99
7) 2-Chlorophenol	3.44	128	565708	25.91	ng/uL	99
8) Phenol	3.34	94	862576	25.55	ng/uL	81
9) Aniline	3.31	93	930978	26.77	ng/uL	91
11) 1,3-Dichlorobenzene	3.59	146	598600	25.75	ng/uL	100
12) 1,4-Dichlorobenzene	3.65	146	612848	25.82	ng/uL	99
14) 1,2-Dichlorobenzene	3.84	146	551466	26.22	ng/uL	98
15) Benzyl Alcohol	3.83	79	415276	24.21	ng/uL	91
16) bis(2-chloroisopropyl) EtHe	4.00	45	710038	23.58	ng/uL	99
17) 2-Methylphenol	3.98	108	510388	25.50	ng/uL	100
18) Acetophenone	4.09	105	704814	26.01	ng/uL	94
19) N-Nitroso-Di-n-Propylamine	4.14	70	363831	24.14	ng/uL	98
20) Hexachloroethane	4.15	117	236078	26.09	ng/uL	100
21) 3+4-Methylphenol	4.14	108	535480	25.79	ng/uL	99
24) Nitrobenzene	4.26	77	524518	26.36	ng/uL	96
25) Isophorone	4.50	82	1010718	24.59	ng/uL	96
26) 2-Nitrophenol	4.58	139	316947	26.95	ng/uL	96
27) Benzoic Acid	4.84	105	397152	28.08	ng/uL	96
28) 2,4-Dimethylphenol	4.66	107	468593	25.54	ng/uL	98
29) bis(2-Chloroethoxy)methane	4.75	93	686184	25.15	ng/uL	99
30) 2,4-Dichlorophenol	4.83	162	398330	26.63	ng/uL	96
31) 1,2,4-Trichlorobenzene	4.91	180	395647	26.49	ng/uL	99
32) Naphthalene	4.97	128	1377391	26.21	ng/uL	100
33) 4-Chloroaniline	5.07	127	639162	27.11	ng/uL	99
34) Hexachlorobutadiene	5.20	225	175756	26.71	ng/uL	98
35) 4-Chloro-3-Methylphenol	5.68	107	440329	26.48	ng/uL	96
36) 2-Methylnaphthalene	5.79	142	903905	25.97	ng/uL	99
37) 1-Methylnaphthalene	5.92	142	912183	26.40	ng/uL	100
39) Hexachlorocyclopentadiene	6.10	237	169445	26.98	ng/uL	97
40) 2,4,6-Trichlorophenol	6.21	196	244488	25.94	ng/uL	99
41) 2,4,5-Trichlorophenol	6.27	196	270541	27.02	ng/uL	99
43) Biphenyl	6.44	154	947679	26.01	ng/uL	98
44) 2-Chloronaphthalene	6.44	162	845073	26.49	ng/uL	99
45) Dimethylphthalate	7.00	163	865361	25.82	ng/uL	99
46) Acenaphthylene	7.05	152	1333136	27.10	ng/uL	100
47) 2,6-Dinitrotoluene	7.08	165	231100	28.74	ng/uL	95
48) 2-Nitroaniline	6.65	65	282803	28.45	ng/uL	98

(#) = qualifier out of range (m) = manual integration
 SV139659.D SV1NH.M Thu Jul 13 09:03:54 2006

Data File : Q:\SVOA\MS1_MD\MD0706\MD071206\SV139659.D Vial: 5
 Acq On : 12 Jul 106 6:02 pm Operator: VSC
 Sample : BPG0098-CAL3 Inst : SVOA-MS1
 Misc : Multiplr: 1.00
 Quant Time: Jul 13 8:55 19106

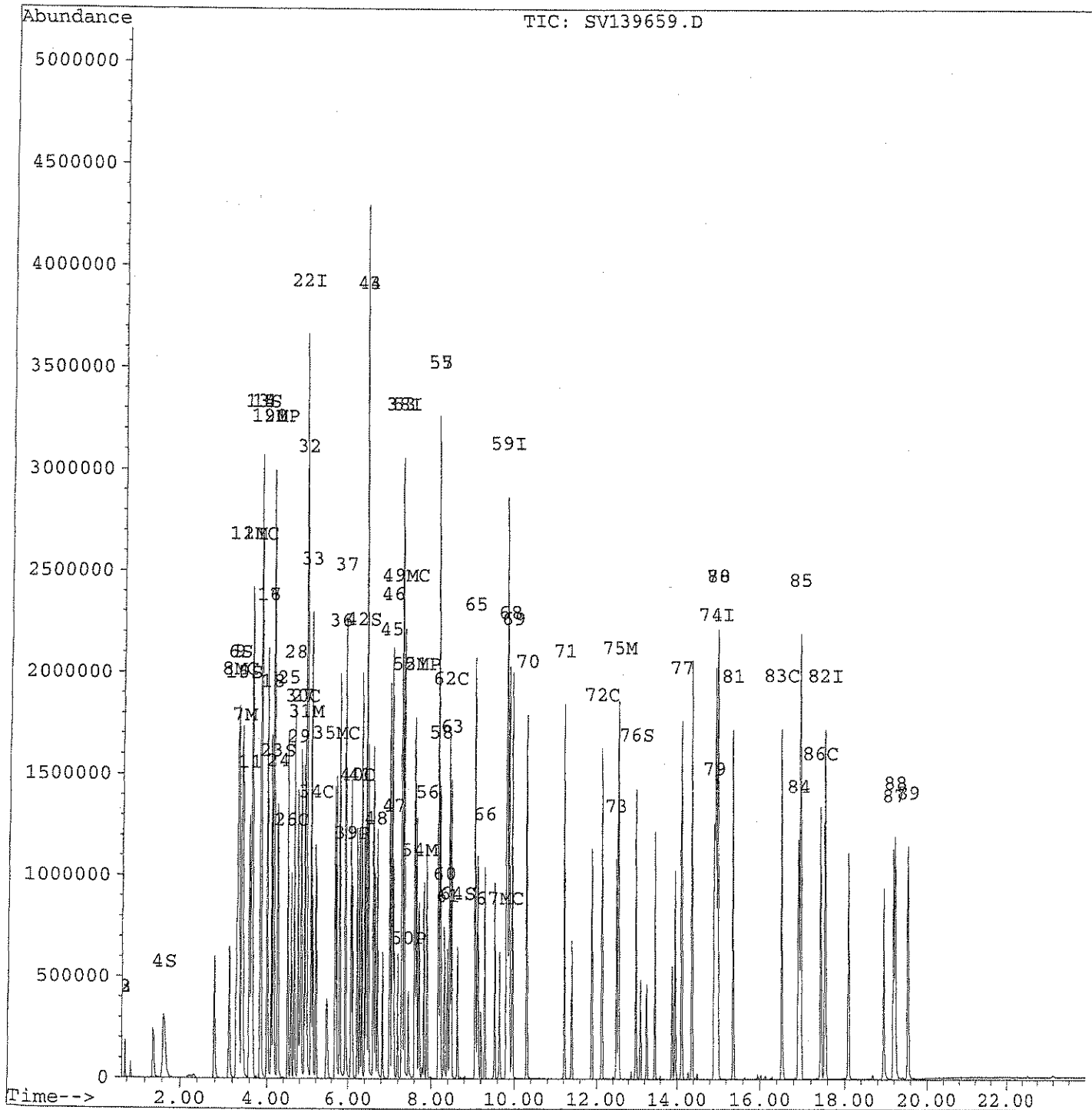
Method : C:\HPCHEM\1\METHODS\SV1NH.M
 Title : ELEMENT ID: 0607014(SOIL) 0607015(AQUEOUS)
 Last Update : Thu Jul 13 08:57:50 2006
 Response via : Multiple Level Calibration

Compound	R.T.	QIon	Response	Conc	Unit	Qvalue
49) Acenaphthene	7.35	153	780282	26.46	ng/uL	100
50) 2,4-Dinitrophenol	7.45	184	117912	33.26	ng/uL	94
51) Dibenzofuran	7.60	168	1063138	26.33	ng/uL	95
52) 4-Nitrophenol	7.62	65	164858	25.11	ng/uL	97
53) 3-Nitroaniline	7.29	65	288152	24.79	ng/uL	84
54) 2,4-Dinitrotoluene	7.71	165	287890	27.41	ng/uL	84
55) Fluorene	8.17	166	837395	27.27	ng/uL	99
56) 2,3,4,6-Tetrachlorophenol	7.90	232	191924	27.18	ng/uL	98
57) Diethylphthalate	8.17	149	877628	25.11	ng/uL	100
58) 4-Chloro-phenyl-phenyl eth	8.21	204	369061	27.19	ng/uL	94
60) 4-Nitroaniline	8.31	138	301348	26.90	ng/uL	96
61) 4,6-Dinitro-2-Methylphenol	8.39	198	169630	31.79	ng/uL	94
62) N-nitrosodiphenylamine	8.45	169	715546	27.32	ng/uL	99
63) Azobenzene	8.48	77	1064831	26.41	ng/uL	97
65) 4-Bromophenyl-phenylether	9.07	248	188863	26.95	ng/uL	89
66) Hexachlorobenzene	9.28	284	212835	27.00	ng/uL	88
67) Pentachlorophenol	9.64	266	125622	27.87	ng/uL	98
68) Phenanthrene	9.87	178	1101739	26.87	ng/uL	100
69) Anthracene	9.95	178	1120372	27.07	ng/uL	99
70) Carbazole	10.30	167	1141046	26.58	ng/uL	100
71) Di-n-butylphthalate	11.21	149	1608090	26.15	ng/uL	100
72) Fluoranthene	12.11	202	1054625	26.08	ng/uL	88
73) Benzidine	12.47	184	653016	32.51	ng/uL	97
75) Pyrene	12.53	202	1130460	24.53	ng/uL	99
77) Butylbenzylphthalate	14.10	149	704128	24.06	ng/uL	97
78) 3,3'-Dichlorobenzidine	14.98	252	355538	25.32	ng/uL	93
79) Benzo(a)anthracene	14.90	228	952480	23.65	ng/uL	99
80) Chrysene	14.99	228	856074	23.84	ng/uL	99
81) bis(2-Ethylhexyl)phthalate	15.36	149	915969	23.53	ng/uL	99
83) Di-n-octylphthalate	16.50	149	1613965	25.63	ng/uL	100
84) Benzo(b)fluoranthene	16.91	252	913869	23.06	ng/uL	99
85) Benzo(k)fluoranthene	16.95	252	795554	28.88	ng/uLm	94
86) Benzo(a)pyrene	17.43	252	818346	26.15	ng/uL	97
87) Indeno(1,2,3-Cd)Pyrene	19.18	276	810918	25.64	ng/uL	97
88) Dibenzo(a,h)Anthracene	19.22	278	697239	26.19	ng/uL	99
89) Benzo(g,h,i)perylene	19.54	276	685384	24.60	ng/uL	98

(#) = qualifier out of range (m) = manual integration
 SV139659.D SV1NH.M Thu Jul 13 09:03:56 2006

Data File : Q:\SVOA\MS1_MD\MD0706\MD071206\SV139659.D Vial: 5
Acq On : 12 Jul 106 6:02 pm Operator: VSC
Sample : BPG0098-CAL3 Inst : SVOA-MS1
Misc : Multiplr: 1.00
Quant Time: Jul 13 8:55 19106

Method : C:\HPCHEM\1\METHODS\SV1NH.M
Title : ELEMENT ID: 0607014(SOIL) 0607015(AQUEOUS)
Last Update : Thu Jul 13 08:57:50 2006
Response via : Multiple Level Calibration



Data File : Q:\SVOA\MS1_MD\MD0706\MD071206\SV139656.D Vial: 2
 Acq On : 12 Jul 106 4:30 pm Operator: VSC
 Sample : BPG0098-CAL4 Inst : SVOA-MS1
 Misc : Multiplr: 1.00
 Quant Time: Jul 13 8:55 19106

Method : C:\HPCHEM\1\METHODS\SV1NH.M
 Title : ELEMENT ID: 0607014(SOIL) 0607015(AQUEOUS)
 Last Update : Thu Jul 13 08:57:50 2006
 Response via : Multiple Level Calibration

Internal Standards	R.T.	QIon	Response	Conc	Units	Dev(Min)
1) 1,4-Dichlorobenzene-d4	3.62	152	512793	40.00	ng/uL	0.00
22) Naphthalene-d8	4.95	136	1841351	40.00	ng/uL	0.00
38) Acenaphthene-d10	7.30	164	833520	40.00	ng/uL	0.00
59) Phenanthrene-d10	9.83	188	1184795	40.00	ng/uL	0.00
74) Chrysene-d12	14.95	240	915344	40.00	ng/uL	0.00
82) Perylene-d12	17.55	264	922306	40.00	ng/uL	0.00

System Monitoring Compounds	R.T.	QIon	Response	Conc	Units	%Recovery
4) 2-Fluorophenol (SURR)	1.62	112	947383	50.28	ng/uL	33.52%
6) Phenol-d5 (SURR)	3.33	99	1233009	52.90	ng/uL	35.27%
10) 2-Chlorophenol-d4 (SURR)	3.41	132	943643	51.24	ng/uL	34.16%
13) 1,2 Dichlorobenzene-d4 (SUR)	3.83	152	553908	51.37	ng/uL	51.37%
23) Nitrobenzene-d5 (SURR)	4.24	82	890542	51.16	ng/uL	51.16%
42) 2-Fluorobiphenyl (SURR)	6.32	172	1376627	52.58	ng/uL	52.58%
64) 2,4,6-Tribromophenol (SURR)	8.63	330	175964	53.97	ng/uL	35.98%
76) Terphenyl-d14 (SURR)	12.98	244	1155697	49.12	ng/uL	49.12%

Target Compounds	R.T.	QIon	Response	Conc	Units	Qvalue
2) N-Nitrosodimethylamine	0.75	74	41615	32.86	ng/uL	96
3) Pyridine	0.75	79	75843	35.03	ng/uL	93
5) bis(2-Chloroethyl)ether	3.40	93	1026148	49.96	ng/uL	98
7) 2-Chlorophenol	3.43	128	939843	50.71	ng/uL	97
8) Phenol	3.35	94	1455271	50.94	ng/uL	78
9) Aniline	3.31	93	1510444	51.24	ng/uL	90
11) 1,3-Dichlorobenzene	3.58	146	974897	49.43	ng/uL	99
12) 1,4-Dichlorobenzene	3.64	146	1018967	50.55	ng/uL	98
14) 1,2-Dichlorobenzene	3.84	146	884851	49.71	ng/uL	100
15) Benzyl Alcohol	3.83	79	678852	47.34	ng/uL	90
16) bis(2-chloroisopropyl)Ethe	4.00	45	1182900	47.01	ng/uL	97
17) 2-Methylphenol	3.98	108	870166	51.16	ng/uL	100
18) Acetophenone	4.09	105	1178330	51.12	ng/uL	93
19) N-Nitroso-Di-n-Propylamine	4.14	70	597549	47.23	ng/uL	97
20) Hexachloroethane	4.15	117	375409	48.97	ng/uL	95
21) 3+4-Methylphenol	4.15	108	918799	52.06	ng/uL	91
24) Nitrobenzene	4.26	77	875272	51.48	ng/uL	94
25) Isophorone	4.50	82	1685184	48.41	ng/uL	93
26) 2-Nitrophenol	4.58	139	558288	54.63	ng/uL	88
27) Benzoic Acid	4.87	105	721048	57.59	ng/uL	99
28) 2,4-Dimethylphenol	4.65	107	762915	48.88	ng/uL	97
29) bis(2-Chloroethoxy)methane	4.75	93	1110624	47.99	ng/uL	99
30) 2,4-Dichlorophenol	4.83	162	660564	51.57	ng/uL	98
31) 1,2,4-Trichlorobenzene	4.91	180	637573	50.05	ng/uL	99
32) Naphthalene	4.97	128	2217336	49.80	ng/uL	99
33) 4-Chloroaniline	5.07	127	1026326	51.27	ng/uL	100
34) Hexachlorobutadiene	5.19	225	292292	52.09	ng/uL	99
35) 4-Chloro-3-Methylphenol	5.68	107	761427	53.45	ng/uL	99
36) 2-Methylnaphthalene	5.79	142	1487168	50.27	ng/uL	100
37) 1-Methylnaphthalene	5.93	142	1491830	50.80	ng/uL	99
39) Hexachlorocyclopentadiene	6.10	237	219100	41.55	ng/uL	98
40) 2,4,6-Trichlorophenol	6.22	196	400585	50.31	ng/uL	100
41) 2,4,5-Trichlorophenol	6.28	196	437553	51.56	ng/uL	99
43) Biphenyl	6.44	154	1526760	49.99	ng/uL	98
44) 2-Chloronaphthalene	6.44	162	1367341	50.97	ng/uL	98
45) Dimethylphthalate	7.01	163	1413428	50.10	ng/uL	99
46) Acenaphthylene	7.05	152	2159030	51.93	ng/uL	99
47) 2,6-Dinitrotoluene	7.09	165	389122	56.37	ng/uL	99
48) 2-Nitroaniline	6.65	65	418526	48.57	ng/uL	94

(#) = qualifier out of range (m) = manual integration
 SV139656.D SV1NH.M Thu Jul 13 10:01:35 2006

Data File : Q:\SVOA\MS1_MD\MD0706\MD071206\SV139656.D Vial: 2
 Acq On : 12 Jul 106 4:30 pm Operator: VSC
 Sample : BPG0098-CAL4 Inst : SVOA-MS1
 Misc : Multiplr: 1.00
 Quant Time: Jul 13 8:55 19106

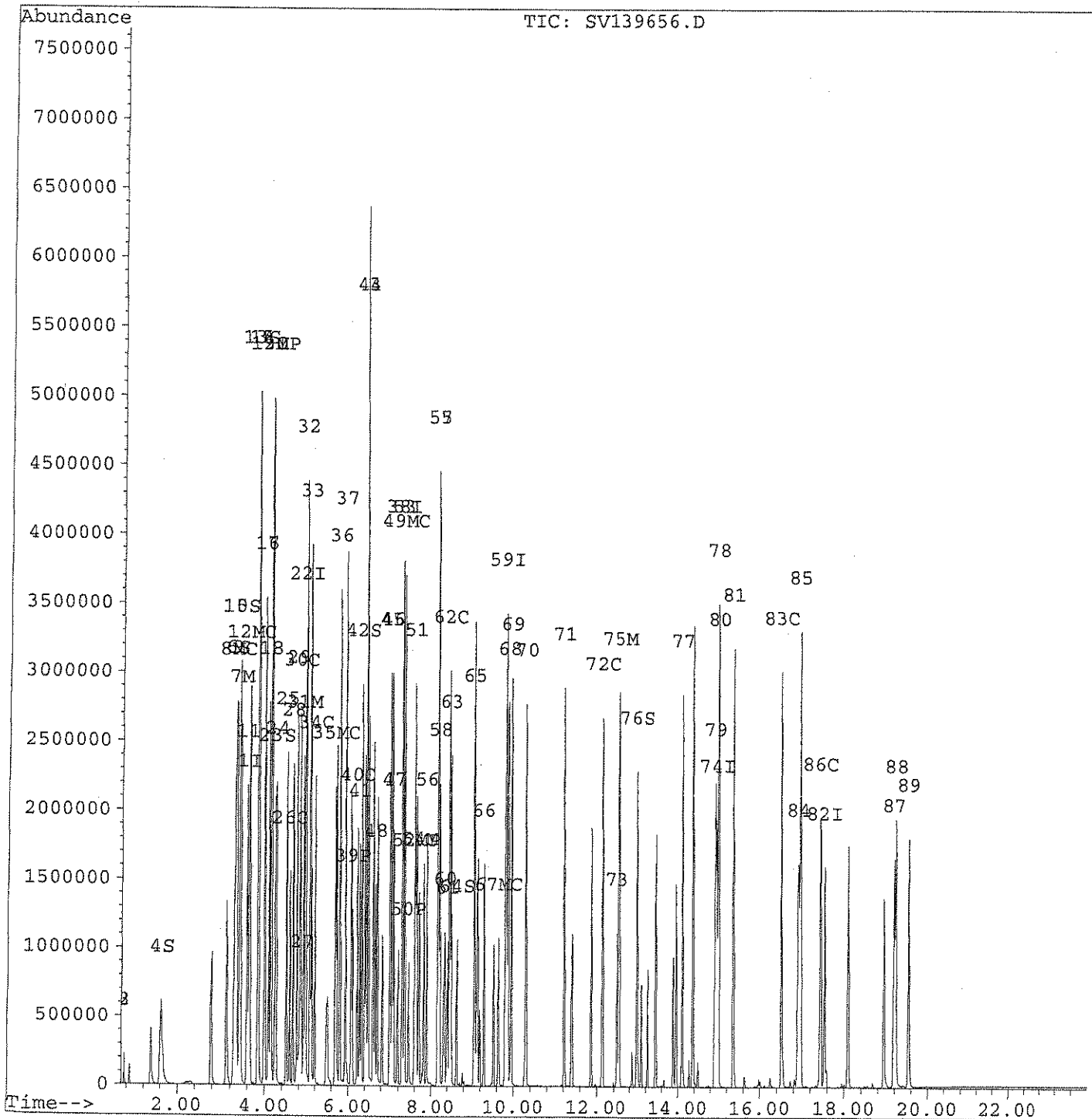
Method : C:\HPCHEM\1\METHODS\SV1NH.M
 Title : ELEMENT ID: 0607014(SOIL) 0607015(AQUEOUS)
 Last Update : Thu Jul 13 08:57:50 2006
 Response via : Multiple Level Calibration

Compound	R.T.	QIon	Response	Conc	Unit	Qvalue
49) Acenaphthene	7.35	153	1285524	51.66	ng/uL	99
50) 2,4-Dinitrophenol	7.45	184	227397	69.75	ng/uL	92
51) Dibenzofuran	7.61	168	1770519	51.99	ng/uL	92
52) 4-Nitrophenol	7.63	65	278546	49.98	ng/uL	98
53) 3-Nitroaniline	7.30	65	465064	47.67	ng/uL	85
54) 2,4-Dinitrotoluene	7.71	165	499708	55.21	ng/uL	90
55) Fluorene	8.17	166	1390386	53.75	ng/uL	98
56) 2,3,4,6-Tetrachlorophenol	7.90	232	317966	53.19	ng/uL	99
57) Diethylphthalate	8.18	149	1458584	49.75	ng/uL	99
58) 4-Chloro-phenyl-phenyl eth	8.22	204	617235	53.81	ng/uL	95
60) 4-Nitroaniline	8.33	138	513543	53.13	ng/uL	95
61) 4,6-Dinitro-2-Methylphenol	8.40	198	302219	62.43	ng/uL	91
62) N-nitrosodiphenylamine	8.45	169	1208112	53.95	ng/uL	99
63) Azobenzene	8.49	77	1765995	51.13	ng/uL	93
65) 4-Bromophenyl-phenylether	9.06	248	312490	52.14	ng/uL	90
66) Hexachlorobenzene	9.30	284	348027	51.57	ng/uL	99
67) Pentachlorophenol	9.64	266	210023	54.05	ng/uL	99
68) Phenanthrene	9.88	178	1870483	53.46	ng/uL	100
69) Anthracene	9.96	178	1907493	54.04	ng/uL	99
70) Carbazole	10.30	167	1975366	53.94	ng/uL	99
71) Di-n-butylphthalate	11.21	149	2779380	53.07	ng/uL	99
72) Fluoranthene	12.13	202	1765376	51.34	ng/uL	95
73) Benzidine	12.48	184	788620	46.25	ng/uL	99
75) Pyrene	12.54	202	1924309	48.51	ng/uL	98
77) Butylbenzylphthalate	14.10	149	1221344	48.57	ng/uL	99
78) 3,3'-Dichlorobenzidine	14.99	252	595452	49.17	ng/uL	97
79) Benzo(a)anthracene	14.92	228	1636325	47.38	ng/uL	100
80) Chrysene	15.00	228	1430351	46.58	ng/uL	100
81) bis(2-Ethylhexyl)phthalate	15.36	149	1576274	47.44	ng/uL	98
83) Di-n-octylphthalate	16.51	149	2739405	50.55	ng/uL	100
84) Benzo(b)fluoranthene	16.92	252	1725782	50.66	ng/uL	98
85) Benzo(k)fluoranthene	16.96	252	1171057	48.71	ng/uLm	96
86) Benzo(a)pyrene	17.45	252	1401773	51.81	ng/uL	97
87) Indeno(1,2,3-Cd)Pyrene	19.20	276	1426571	52.85	ng/uL	88
88) Dibenzo(a,h)Anthracene	19.24	278	1163766	51.19	ng/uL	95
89) Benzo(g,h,i)perylene	19.55	276	1191830	50.29	ng/uL	94

(#) = qualifier out of range (m) = manual integration
 SV139656.D SV1NH.M Thu Jul 13 10:01:38 2006

Data File : Q:\SVOA\MS1_MD\MD0706\MD071206\SV139656.D Vial: 2
Acq On : 12 Jul 106 4:30 pm Operator: VSC
Sample : BPG0098-CAL4 Inst : SVOA-MS1
Misc : Multiplr: 1.00
Quant Time: Jul 13 8:55 19106

Method : C:\HPCHEM\1\METHODS\SV1NH.M
Title : ELEMENT ID: 0607014(SOIL) 0607015(AQUEOUS)
Last Update : Thu Jul 13 08:57:50 2006
Response via : Multiple Level Calibration



Data File : Q:\SVOA\MS1_MD\MD0706\MD071206\SV139660.D Vial: 6
 Acq On : 12 Jul 106 6:33 pm Operator: VSC
 Sample : BPG0098-CAL5 Inst : SVOA-MS1
 Misc : Multiplr: 1.00
 Quant Time: Jul 13 8:56 19106

Method : C:\HPCHEM\1\METHODS\SV1NH.M
 Title : ELEMENT ID: 0607014(SOIL) 0607015(AQUEOUS)
 Last Update : Thu Jul 13 08:57:50 2006
 Response via : Multiple Level Calibration

Internal Standards	R.T.	QIon	Response	Conc	Units	Dev(Min)
1) 1,4-Dichlorobenzene-d4	3.63	152	523499	40.00	ng/uL	0.01
22) Naphthalene-d8	4.96	136	1887632	40.00	ng/uL	0.00
38) Acenaphthene-d10	7.31	164	891117	40.00	ng/uL	0.00
59) Phenanthrene-d10	9.84	188	1219156	40.00	ng/uL	0.00
74) Chrysene-d12	14.96	240	964436	40.00	ng/uL	0.02
82) Perylene-d12	17.56	264	1006628	40.00	ng/uL	0.00

System Monitoring Compounds	R.T.	QIon	Response	Conc	Units	%Recovery
4) 2-Fluorophenol (SURR)	1.64	112	1590622	82.76	ng/uL	55.17%
6) Phenol-d5 (SURR)	3.35	99	1932917	81.14	ng/uL	54.09%
10) 2-Chlorophenol-d4 (SURR)	3.44	132	1466208	78.22	ng/uL	52.15%
13) 1,2 Dichlorobenzene-d4 (SUR)	3.84	152	848427	77.18	ng/uL	77.18%
23) Nitrobenzene-d5 (SURR)	4.26	82	1424118	79.34	ng/uL	79.34%
42) 2-Fluorobiphenyl (SURR)	6.34	172	2173060	77.37	ng/uL	77.37%
64) 2,4,6-Tribromophenol (SURR)	8.65	330	302344	88.66	ng/uL	59.10%
76) Terphenyl-d14 (SURR)	13.00	244	1854260	74.92	ng/uL	74.92%

Target Compounds	R.T.	QIon	Response	Conc	Units	Qvalue
2) N-Nitrosodimethylamine	0.75	74	77090	63.31	ng/uL	93
3) Pyridine	0.75	79	132460	63.01	ng/uL	91
5) bis(2-Chloroethyl) ether	3.42	93	1605022	77.00	ng/uL	99
7) 2-Chlorophenol	3.45	128	1496251	79.31	ng/uL	94
8) Phenol	3.37	94	2379852	81.85	ng/uL	78
9) Aniline	3.33	93	2446038	81.26	ng/uL	99
11) 1,3-Dichlorobenzene	3.59	146	1617084	80.57	ng/uL	99
12) 1,4-Dichlorobenzene	3.65	146	1629878	79.17	ng/uL	99
14) 1,2-Dichlorobenzene	3.85	146	1382351	76.43	ng/uL	99
15) Benzyl Alcohol	3.84	79	1054387	73.30	ng/uL	93
16) bis(2-chloroisopropyl) Ethe	4.01	45	1831453	72.47	ng/uL	98
17) 2-Methylphenol	4.00	108	1362121	78.22	ng/uL	99
18) Acetophenone	4.11	105	1878323	79.62	ng/uL	91
19) N-Nitroso-Di-n-Propylamine	4.16	70	926846	72.88	ng/uL	97
20) Hexachloroethane	4.16	117	575432	74.15	ng/uL	91
21) 3+4-Methylphenol	4.17	108	1376298	76.11	ng/uL	92
24) Nitrobenzene	4.27	77	1393334	79.44	ng/uL	95
25) Isophorone	4.52	82	2822931	79.24	ng/uL	97
26) 2-Nitrophenol	4.59	139	899031	83.98	ng/uL	86
27) Benzoic Acid	4.93	105	1230610	92.38	ng/uL	97
28) 2,4-Dimethylphenol	4.67	107	1300051	81.10	ng/uL	99
29) bis(2-Chloroethoxy)methane	4.76	93	1884638	79.69	ng/uL	98
30) 2,4-Dichlorophenol	4.85	162	1091333	82.60	ng/uL	94
31) 1,2,4-Trichlorobenzene	4.92	180	1047993	80.05	ng/uL	100
32) Naphthalene	4.99	128	3641754	79.93	ng/uL	100
33) 4-Chloroaniline	5.09	127	1609142	78.60	ng/uL	100
34) Hexachlorobutadiene	5.20	225	459644	79.49	ng/uL	99
35) 4-Chloro-3-Methylphenol	5.70	107	1208695	81.77	ng/uL	96
36) 2-Methylnaphthalene	5.80	142	2381784	78.53	ng/uL	100
37) 1-Methylnaphthalene	5.94	142	2366743	78.46	ng/uL	99
39) Hexachlorocyclopentadiene	6.11	237	465594	83.33	ng/uL	99
40) 2,4,6-Trichlorophenol	6.23	196	671204	78.65	ng/uL	99
41) 2,4,5-Trichlorophenol	6.30	196	730240	80.14	ng/uL	99
43) Biphenyl	6.46	154	2292111	70.66	ng/uL	98
44) 2-Chloronaphthalene	6.45	162	2091149	72.95	ng/uLm	100
45) Dimethylphthalate	7.03	163	2391013	79.21	ng/uL	99
46) Acenaphthylene	7.07	152	3458586	77.42	ng/uL	99
47) 2,6-Dinitrotoluene	7.11	165	643483	85.38	ng/uL	99
48) 2-Nitroaniline	6.68	65	676073	72.82	ng/uL	90

(#) = qualifier out of range (m) = manual integration
 SV139660.D SV1NH.M Thu Jul 13 10:02:03 2006

Data File : Q:\SVOA\MS1_MD\MD0706\MD071206\SV139660.D Vial: 6
 Acq On : 12 Jul 106 6:33 pm Operator: VSC
 Sample : BPG0098-CAL5 Inst : SVOA-MS1
 Misc : Multiplr: 1.00
 Quant Time: Jul 13 8:56 19106

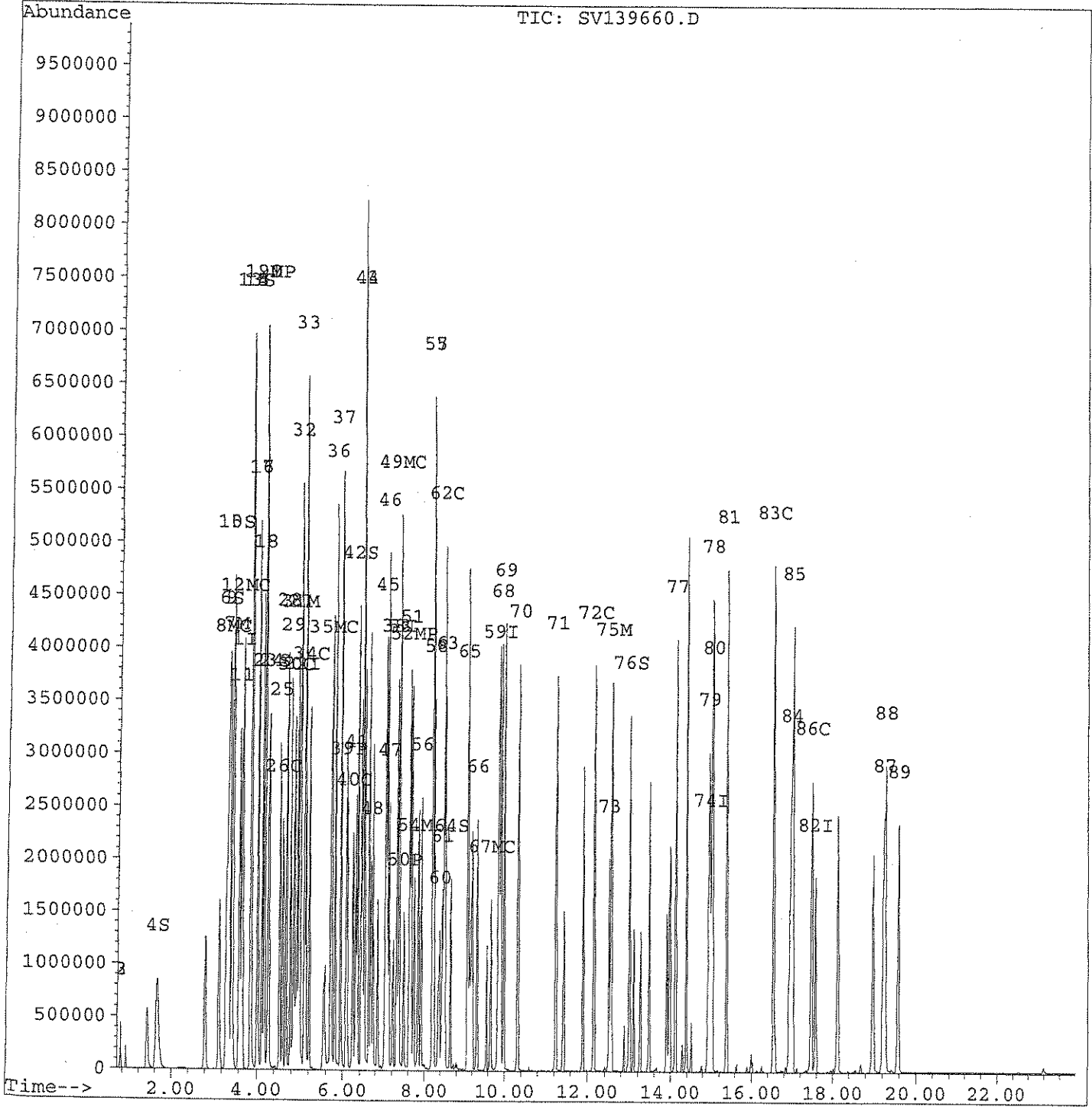
Method : C:\HPCHEM\1\METHODS\SV1NH.M
 Title : ELEMENT ID: 0607014(SOIL) 0607015(AQUEOUS)
 Last Update : Thu Jul 13 08:57:50 2006
 Response via : Multiple Level Calibration

Compound	R.T.	QIon	Response	Conc	Unit	Qvalue
49) Acenaphthene	7.37	153	2037087	76.46	ng/uL	99
50) 2,4-Dinitrophenol	7.48	184	426828	112.45	ng/uL	96
51) Dibenzofuran	7.63	168	2895875	79.18	ng/uL	96
52) 4-Nitrophenol	7.66	65	431738	71.99	ng/uL	95
53) 3-Nitroaniline	7.32	65	807847	77.97	ng/uL	96
54) 2,4-Dinitrotoluene	7.75	165	846965	85.32	ng/uL	74
55) Fluorene	8.19	166	2167086	78.10	ng/uL	99
56) 2,3,4,6-Tetrachlorophenol	7.92	232	525056	81.31	ng/uL	98
57) Diethylphthalate	8.20	149	2239340	71.71	ng/uL	99
58) 4-Chloro-phenyl-phenyl eth	8.23	204	977886	79.22	ng/uL	97
60) 4-Nitroaniline	8.37	138	851470	84.45	ng/uL	97
61) 4,6-Dinitro-2-Methylphenol	8.44	198	540595	102.53	ng/uL	92
62) N-nitrosodiphenylamine	8.48	169	1867967	80.45	ng/uL	98
63) Azobenzene	8.51	77	2947473	82.15	ng/uL	93
65) 4-Bromophenyl-phenylether	9.07	248	521598	83.97	ng/uL	94
66) Hexachlorobenzene	9.31	284	595041	85.00	ng/uL	97
67) Pentachlorophenol	9.66	266	373883	92.12	ng/uL	99
68) Phenanthrene	9.90	178	2958959	81.56	ng/uL	99
69) Anthracene	9.98	178	3012164	82.27	ng/uL	99
70) Carbazole	10.32	167	3064844	80.47	ng/uL	99
71) Di-n-butylphthalate	11.23	149	4430464	81.54	ng/uL	100
72) Fluoranthene	12.15	202	2937589	82.69	ng/uL	94
73) Benzidine	12.49	184	1348535	77.22	ng/uL	97
75) Pyrene	12.56	202	3096302	74.20	ng/uL	94
77) Butylbenzylphthalate	14.12	149	1907598	72.38	ng/uL	98
78) 3,3'-Dichlorobenzidine	15.00	252	966557	76.04	ng/uL	98
79) Benzo(a)anthracene	14.93	228	2712150	74.85	ng/uL	99
80) Chrysene	15.02	228	2315827	72.21	ng/uL	99
81) bis(2-Ethylhexyl)phthalate	15.37	149	2513501	72.51	ng/uL	100
83) Di-n-octylphthalate	16.53	149	4452396	75.53	ng/uL	100
84) Benzo(b)fluoranthene	16.97	252	3357359	88.92	ng/uL	99
85) Benzo(k)fluoranthene	17.02	252	1727834	64.99	ng/uLm	93
86) Benzo(a)pyrene	17.48	252	2350745	79.50	ng/uL	96
87) Indeno(1,2,3-Cd)Pyrene	19.23	276	2383734	81.54	ng/uL	97
88) Dibenzo(a,h)Anthracene	19.27	278	1949067	79.70	ng/uL	96
89) Benzo(g,h,i)perylene	19.58	276	1971734	77.38	ng/uL	97

(#) = qualifier out of range (m) = manual integration
 SV139660.D SV1NH.M Thu Jul 13 10:02:05 2006

Data File : Q:\SVOA\MS1_MD\MD0706\MD071206\SV139660.D Vial: 6
Acq On : 12 Jul 106 6:33 pm Operator: VSC
Sample : BPG0098-CAL5 Inst : SVOA-MS1
Misc : Multiplr: 1.00
Quant Time: Jul 13 8:56 19106

Method : C:\HPCHEM\1\METHODS\SV1NH.M
Title : ELEMENT ID: 0607014(SOIL) 0607015(AQUEOUS)
Last Update : Thu Jul 13 08:57:50 2006
Response via : Multiple Level Calibration



Data File : Q:\SVOA\MS1_MD\MD0706\MD071206\SV139661.D Vial: 7
 Acq On : 12 Jul 106 7:03 pm Operator: VSC
 Sample : BPG0098-CAL6 Inst : SVOA-MS1
 Misc : Multiplr: 1.00
 Quant Time: Jul 13 10:26 19106

Method : C:\HPCHEM\1\METHODS\SV1NH.M
 Title : ELEMENT ID: 0607014(SOIL) 0607015(AQUEOUS)
 Last Update : Thu Jul 13 10:27:07 2006
 Response via : Multiple Level Calibration

Internal Standards	R.T.	QIon	Response	Conc	Units	Dev(Min)
1) 1,4-Dichlorobenzene-d4	3.64	152	523936	40.00	ng/uL	0.00
22) Naphthalene-d8	4.97	136	1857959	40.00	ng/uL	0.00
38) Acenaphthene-d10	7.31	164	919008	40.00	ng/uL	0.00
59) Phenanthrene-d10	9.85	188	1181962	40.00	ng/uL	0.02
74) Chrysene-d12	14.98	240	961928	40.00	ng/uL	0.02
82) Perylene-d12	17.58	264	1003496	40.00	ng/uL	0.02

System Monitoring Compounds	R.T.	QIon	Response	Conc	Units	%Recovery
4) 2-Fluorophenol (SURR)	1.64	112	2423906	125.96	ng/uL	83.97%
6) Phenol-d5 (SURR)	3.37	99	2805825	117.48	ng/uL	78.32%
10) 2-Chlorophenol-d4 (SURR)	3.45	132	2085525	111.47	ng/uL	74.31%
13) 1,2-Dichlorobenzene-d4 (SUR)	3.84	152	1195390	109.05	ng/uL	109.05%
23) Nitrobenzene-d5 (SURR)	4.27	82	2109641	118.88	ng/uL	118.88%
42) 2-Fluorobiphenyl (SURR)	6.35	172	3087306	106.39	ng/uL	106.39%
64) 2,4,6-Tribromophenol (SURR)	8.66	330	444601	131.89	ng/uL	87.93%
76) Terphenyl-d14 (SURR)	13.01	244	2686825	109.43	ng/uL	109.43%

Target Compounds	R.T.	QIon	Response	Conc	Units	Qvalue
2) N-Nitrosodimethylamine	0.75	74	122650	106.34	ng/uL	87
3) Pyridine	0.75	79	211004	106.51	ng/uL	96
5) bis(2-Chloroethyl) ether	3.44	93	2246755	108.85	ng/uL	99
7) 2-Chlorophenol	3.47	128	2150833	114.01	ng/uL	99
8) Phenol	3.38	94	3450126	118.09	ng/uL	81
9) Aniline	3.34	93	3464322	114.73	ng/uL	99
11) 1,3-Dichlorobenzene	3.59	146	2334530	116.12	ng/uL	100
12) 1,4-Dichlorobenzene	3.66	146	2364361	114.96	ng/uL	100
14) 1,2-Dichlorobenzene	3.86	146	1860835	103.46	ng/uL	99
15) Benzyl Alcohol	3.85	79	1463560	103.71	ng/uL	91
16) bis(2-chloroisopropyl) Ethe	4.01	45	2603682	104.93	ng/uL	100
17) 2-Methylphenol	4.00	108	1966761	112.89	ng/uL	98
18) Acetophenone	4.12	105	2667816	112.84	ng/uL	92
19) N-Nitroso-Di-n-Propylamine	4.18	70	1334022	106.69	ng/uL	96
20) Hexachloroethane	4.16	117	869656	113.48	ng/uL	96
21) 3+4-Methylphenol	4.18	108	1849872	102.46	ng/uL	99
24) Nitrobenzene	4.28	77	2031315	117.19	ng/uL	96
25) Isophorone	4.53	82	4174740	118.97	ng/uL	95
26) 2-Nitrophenol	4.59	139	1324256	123.84	ng/uL	96
27) Benzoic Acid	4.98	105	1909330	142.72	ng/uL	90
28) 2,4-Dimethylphenol	4.68	107	1900687	120.11	ng/uL	99
29) bis(2-Chloroethoxy)methane	4.77	93	2825264	121.25	ng/uL	99
30) 2,4-Dichlorophenol	4.86	162	1586445	120.88	ng/uL	97
31) 1,2,4-Trichlorobenzene	4.93	180	1541255	119.19	ng/uL	99
32) Naphthalene	4.99	128	5160746	114.84	ng/uL	99
33) 4-Chloroaniline	5.10	127	2200267	109.27	ng/uL	99
34) Hexachlorobutadiene	5.21	225	661512	115.74	ng/uL	99
35) 4-Chloro-3-Methylphenol	5.71	107	1713574	117.44	ng/uL	98
36) 2-Methylnaphthalene	5.81	142	3492027	116.87	ng/uL	99
37) 1-Methylnaphthalene	5.95	142	3424587	115.23	ng/uL	99
39) Hexachlorocyclopentadiene	6.11	237	646199	112.91	ng/uL	99
40) 2,4,6-Trichlorophenol	6.24	196	985828	111.88	ng/uL	99
41) 2,4,5-Trichlorophenol	6.31	196	1035394	109.74	ng/uL	99
43) Biphenyl	6.48	154	3266595	98.44	ng/uL	98
44) 2-Chloronaphthalene	6.46	162	2851611	96.77	ng/uLm	99
45) Dimethylphthalate	7.06	163	3408487	109.13	ng/uL	99
46) Acenaphthylene	7.08	152	4796479	103.83	ng/uL	99
47) 2,6-Dinitrotoluene	7.13	165	929127	117.31	ng/uL	98
48) 2-Nitroaniline	6.70	65	1014392	105.98	ng/uL	91

(#) = qualifier out of range (m) = manual integration
 SV139661.D SV1NH.M Thu Jul 13 10:33:24 2006

Data File : Q:\SVOA\MS1_MD\MD0706\MD071206\SV139661.D Vial: 7
 Acq On : 12 Jul 106 7:03 pm Operator: VSC
 Sample : BPG0098-CAL6 Inst : SVOA-MS1
 Misc : Multiplr: 1.00
 Quant Time: Jul 13 10:26 19106

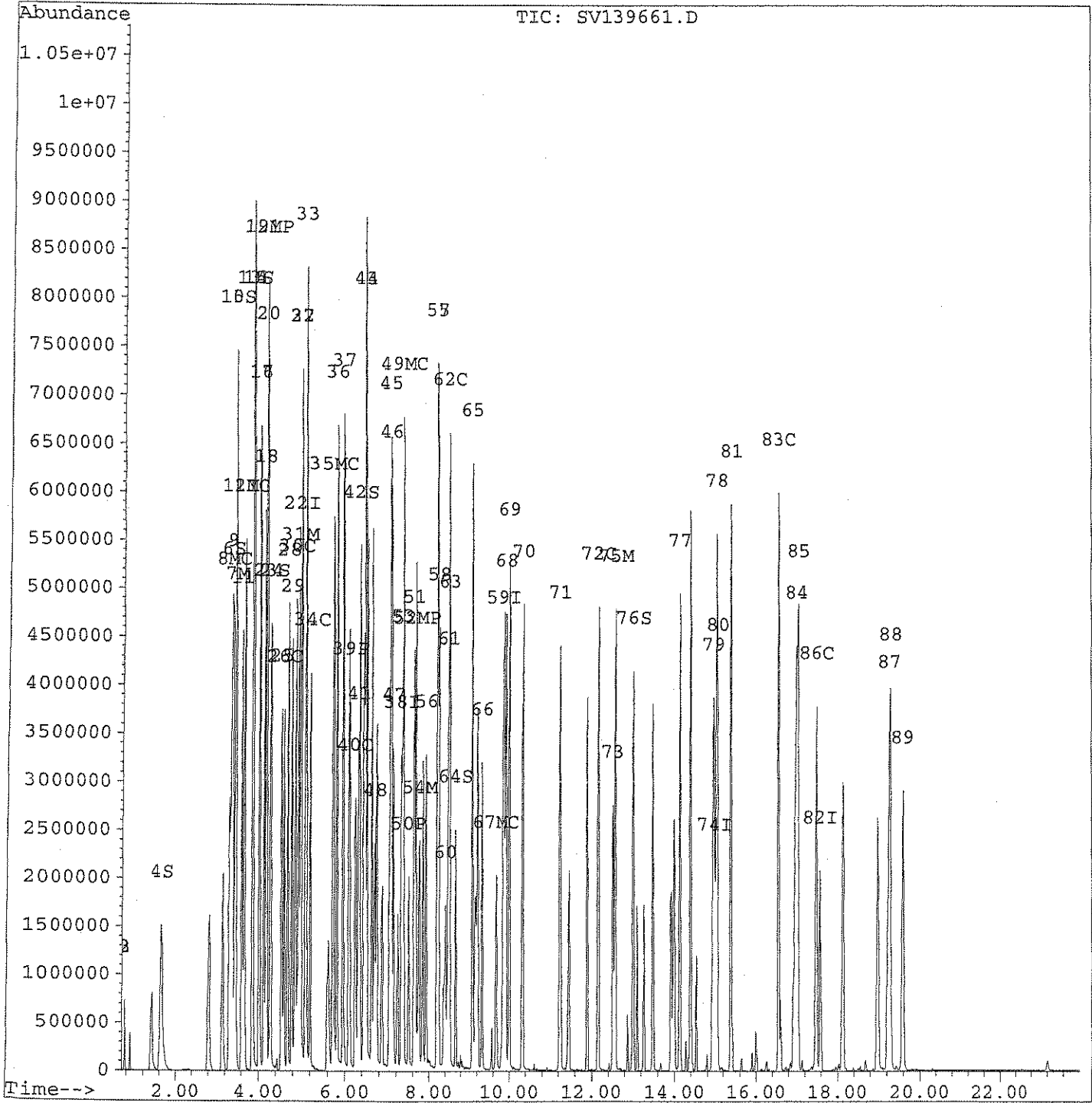
Method : C:\HPCHEM\1\METHODS\SV1NH.M
 Title : ELEMENT ID: 0607014(SOIL) 0607015(AQUEOUS)
 Last Update : Thu Jul 13 10:27:07 2006
 Response via : Multiple Level Calibration

Compound	R.T.	QIon	Response	Conc	Unit	Qvalue
49) Acenaphthene	7.38	153	2882602	105.09	ng/uL	99
50) 2,4-Dinitrophenol	7.50	184	688444	166.07	ng/uL	96
51) Dibenzofuran	7.64	168	4239119	112.05	ng/uL	99
52) 4-Nitrophenol	7.69	65	658825	107.61	ng/uL	97
53) 3-Nitroaniline	7.35	65	1200858	112.75	ng/uL	89
54) 2,4-Dinitrotoluene	7.77	165	1253707	120.68	ng/uL	83
55) Fluorene	8.21	166	3079958	107.48	ng/uL	100
56) 2,3,4,6-Tetrachlorophenol	7.94	232	763878	113.98	ng/uL	97
57) Diethylphthalate	8.22	149	3096475	97.19	ng/uL	99
58) 4-Chloro-phenyl-phenyl eth	8.25	204	1358646	105.89	ng/uL	98
60) 4-Nitroaniline	8.42	138	1249357	126.38	ng/uL	98
61) 4,6-Dinitro-2-Methylphenol	8.47	198	797297	149.63	ng/uL	81
62) N-nitrosodiphenylamine	8.50	169	2691101	118.70	ng/uL	99
63) Azobenzene	8.52	77	4073244	116.29	ng/uL	96
65) 4-Bromophenyl-phenylether	9.09	248	745067	122.44	ng/uL	91
66) Hexachlorobenzene	9.33	284	881415	128.38	ng/uL	92
67) Pentachlorophenol	9.67	266	559470	139.87	ng/uL	100
68) Phenanthrene	9.91	178	4310266	121.34	ng/uL	99
69) Anthracene	10.00	178	4269729	119.18	ng/uL	99
70) Carbazole	10.34	167	4378259	117.87	ng/uL	99
71) Di-n-butylphthalate	11.25	149	6533530	123.20	ng/uL	100
72) Fluoranthene	12.16	202	4286737	123.73	ng/uL	89
73) Benzidine	12.51	184	2004996	120.06	ng/uL	98
75) Pyrene	12.57	202	4457283	107.81	ng/uL	96
77) Butylbenzylphthalate	14.13	149	2783314	107.21	ng/uL	97
78) 3,3'-Dichlorobenzidine	15.02	252	1361909	107.95	ng/uL	99
79) Benzo(a)anthracene	14.95	228	4003368	111.52	ng/uL	99
80) Chrysene	15.05	228	3257319	103.25	ng/uL	99
81) bis(2-Ethylhexyl)phthalate	15.38	149	3638769	106.65	ng/uL	99
83) Di-n-octylphthalate	16.55	149	6413530	109.46	ng/uL	99
84) Benzo(b)fluoranthene	17.00	252	4766313	125.80	ng/uL	97
85) Benzo(k)fluoranthene	17.05	252	2485559	94.59	ng/uLm	94
86) Benzo(a)pyrene	17.50	252	3428948	116.22	ng/uL	98
87) Indeno(1,2,3-Cd)Pyrene	19.26	276	3380523	117.56	ng/uL	93
88) Dibenzo(a,h)Anthracene	19.29	278	2747610	114.18	ng/uL	97
89) Benzo(g,h,i)perylene	19.60	276	2781847	112.20	ng/uL	94

(#) = qualifier out of range (m) = manual integration
 SV139661.D SV1NH.M Thu Jul 13 10:33:26 2006

Data File : Q:\SVOA\MS1_MD\MD0706\MD071206\SV139661.D Vial: 7
Acq On : 12 Jul 106 7:03 pm Operator: VSC
Sample : BPG0098-CAL6 Inst : SVOA-MS1
Misc : Multiplr: 1.00
Quant Time: Jul 13 10:26 19106

Method : C:\HPCHEM\1\METHODS\SV1NH.M
Title : ELEMENT ID: 0607014(SOIL) 0607015(AQUEOUS)
Last Update : Thu Jul 13 10:27:07 2006
Response via : Multiple Level Calibration



Data File : Q:\SVOA\MS1_MD\MD0706\MD071206\SV139662.D Vial: 8
 Acq On : 12 Jul 106 7:34 pm Operator: VSC
 Sample : BPG0098-CAL7 Inst : SVOA-MS1
 Misc : Multiplr: 1.00
 Quant Time: Jul 13 8:46 19106

Method : C:\HPCHEM\1\METHODS\SV1NH.M
 Title : ELEMENT ID: 0607014(SOIL) 0607015(AQUEOUS)
 Last Update : Thu Jul 13 08:57:50 2006
 Response via : Multiple Level Calibration

Internal Standards	R.T.	QIon	Response	Conc	Units	Dev(Min)
1) 1,4-Dichlorobenzene-d4	3.64	152	498064	40.00	ng/uL	0.00
22) Naphthalene-d8	4.98	136	1775647	40.00	ng/uL	0.01
38) Acenaphthene-d10	7.32	164	882686	40.00	ng/uL	0.01
59) Phenanthrene-d10	9.87	188	1111096	40.00	ng/uL	0.01
74) Chrysene-d12	15.00	240	923633	40.00	ng/uL	0.01
82) Perylene-d12	17.59	264	967267	40.00	ng/uL	0.00

System Monitoring Compounds	R.T.	QIon	Response	Conc	Units	%Recovery
4) 2-Fluorophenol (SURR)	1.64	112	3139564	171.40	ng/uL	114.27%
6) Phenol-d5 (SURR)	3.38	99	3509175	153.80	ng/uL	102.53%
10) 2-Chlorophenol-d4 (SURR)	3.45	132	2600371	146.49	ng/uL	97.66%
13) 1,2 Dichlorobenzene-d4 (SUR)	3.85	152	1466800	140.81	ng/uL	140.81%
23) Nitrobenzene-d5 (SURR)	4.27	82	2637482	154.74	ng/uL	154.74%
42) 2-Fluorobiphenyl (SURR)	6.36	172	3869971	139.51	ng/uL	139.51%
64) 2,4,6-Tribromophenol (SURR)	8.68	330	558500	172.58	ng/uL	115.06%
76) Terphenyl-d14 (SURR)	13.03	244	3362115	143.75	ng/uL	143.75%

Target Compounds	R.T.	QIon	Response	Conc	Units	Qvalue
2) N-Nitrosodimethylamine	0.75	74	151755	147.91	ng/uL	89
3) Pyridine	0.75	79	261402	147.00	ng/uL	94
5) bis(2-Chloroethyl) ether	3.44	93	2697355	138.70	ng/uL	96
7) 2-Chlorophenol	3.47	128	2668133	148.74	ng/uL	99
8) Phenol	3.40	94	4376769	156.36	ng/uL	79
9) Aniline	3.34	93	4228641	146.61	ng/uL	99
11) 1,3-Dichlorobenzene	3.60	146	2993218	156.56	ng/uL	99
12) 1,4-Dichlorobenzene	3.66	146	2875767	147.22	ng/uL	99
14) 1,2-Dichlorobenzene	3.86	146	2234362	132.14	ng/uL	99
15) Benzyl Alcohol	3.87	79	1826439	138.97	ng/uL	89
16) bis(2-chloroisopropyl) EtHe	4.02	45	3209428	138.77	ng/uL	98
17) 2-Methylphenol	4.01	108	2490011	150.74	ng/uL	99
18) Acetophenone	4.13	105	3433193	152.52	ng/uL	91
19) N-Nitroso-Di-n-Propylamine	4.20	70	1773583	151.44	ng/uL	97
20) Hexachloroethane	4.17	117	1122970	154.66	ng/uL	87
21) 3+4-Methylphenol	4.19	108	2425963	142.82	ng/uL	100
24) Nitrobenzene	4.29	77	2494869	150.07	ng/uL	97
25) Isophorone	4.54	82	5358323	159.74	ng/uL	96
26) 2-Nitrophenol	4.60	139	1770883	171.53	ng/uL	92
27) Benzoic Acid	5.01	105	2427471	188.59	ng/uL	96
28) 2,4-Dimethylphenol	4.69	107	2463778	162.24	ng/uL	100
29) bis(2-Chloroethoxy)methane	4.78	93	3526468	157.64	ng/uL	98
30) 2,4-Dichlorophenol	4.87	162	2003566	158.44	ng/uL	97
31) 1,2,4-Trichlorobenzene	4.93	180	1937882	156.03	ng/uL	99
32) Naphthalene	5.00	128	5890695	136.42	ng/uL	99
33) 4-Chloroaniline	5.11	127	2708757	140.94	ng/uL	100
34) Hexachlorobutadiene	5.21	225	795178	144.75	ng/uL	99
35) 4-Chloro-3-Methylphenol	5.72	107	1956101	139.97	ng/uL	99
36) 2-Methylnaphthalene	5.81	142	4425458	154.29	ng/uL	99
37) 1-Methylnaphthalene	5.95	142	4355586	152.56	ng/uL	100
39) Hexachlorocyclopentadiene	6.12	237	811137	149.32	ng/uL	98
40) 2,4,6-Trichlorophenol	6.25	196	1300688	154.17	ng/uL	99
41) 2,4,5-Trichlorophenol	6.33	196	1265145	140.37	ng/uL	100
43) Biphenyl	6.49	154	3870183	122.29	ng/uL	99
44) 2-Chloronaphthalene	6.45	162	3321167	118.96	ng/uLm	65
45) Dimethylphthalate	7.08	163	4089785	137.05	ng/uL	99
46) Acenaphthylene	7.10	152	5703354	129.24	ng/uL	99
47) 2,6-Dinitrotoluene	7.15	165	1290048	167.52	ng/uL	98
48) 2-Nitroaniline	6.71	65	1285934	140.82	ng/uL	94

(#) = qualifier out of range (m) = manual integration
 SV139662.D SV1NH.M Thu Jul 13 10:02:57 2006

Data File : Q:\SVOA\MS1_MD\MD0706\MD071206\SV139662.D Vial: 8
 Acq On : 12 Jul 106 7:34 pm Operator: VSC
 Sample : BPG0098-CAL7 Inst : SVOA-MS1
 Misc : Multiplr: 1.00
 Quant Time: Jul 13 8:46 19106

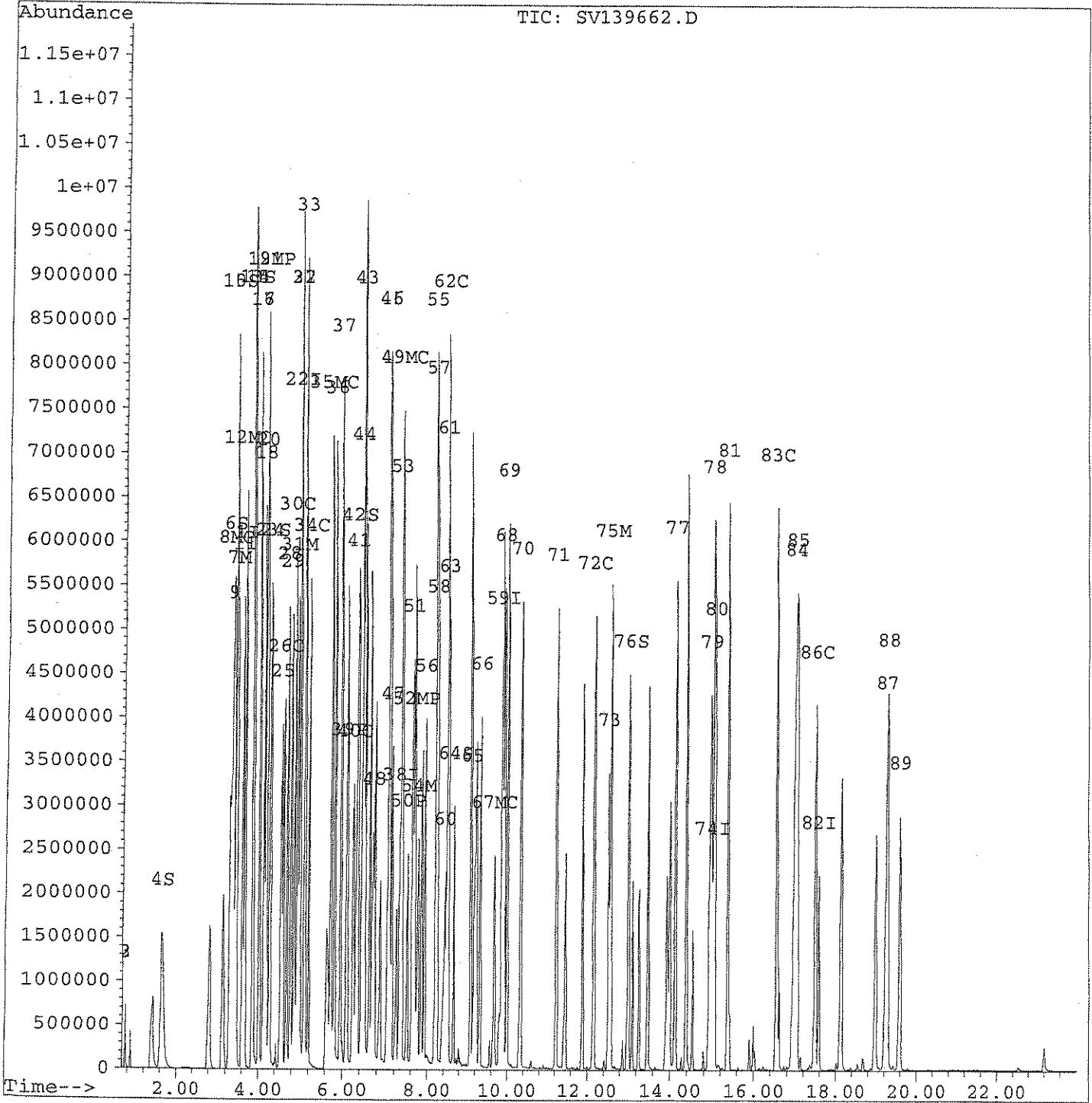
Method : C:\HPCHEM\1\METHODS\SV1NH.M
 Title : ELEMENT ID: 0607014(SOIL) 0607015(AQUEOUS)
 Last Update : Thu Jul 13 08:57:50 2006
 Response via : Multiple Level Calibration

Compound	R.T.	QIon	Response	Conc	Unit	Qvalue
49) Acenaphthene	7.39	153	3604197	137.75	ng/uL	99
50) 2,4-Dinitrophenol	7.52	184	897108	216.07	ng/uL	96
51) Dibenzofuran	7.65	168	5361172	147.56	ng/uL	98
52) 4-Nitrophenol	7.71	65	814993	141.67	ng/uL	97
53) 3-Nitroaniline	7.36	65	1450306	142.76	ng/uL	96
54) 2,4-Dinitrotoluene	7.79	165	1623912	161.55	ng/uL	78
55) Fluorene	8.22	166	3761261	136.66	ng/uL	100
56) 2,3,4,6-Tetrachlorophenol	7.95	232	954220	147.81	ng/ul	97
57) Diethylphthalate	8.24	149	3748375	124.90	ng/uL	98
58) 4-Chloro-phenyl-phenyl eth	8.26	204	1664371	134.41	ng/uL	98
60) 4-Nitroaniline	8.45	138	1592509	169.33	ng/uL	95
61) 4,6-Dinitro-2-Methylphenol	8.50	198	950281	183.49	ng/uL#	46
62) N-nitrosodiphenylamine	8.52	169	3116856	144.38	ng/uL	98
63) Azobenzene	8.54	77	4939351	149.58	ng/ul	96
65) 4-Bromophenyl-phenylether	9.10	248	927374	159.92	ng/uL#	84
66) Hexachlorobenzene	9.33	284	1109360	168.78	ng/uL	95
67) Pentachlorophenol	9.68	266	737883	192.27	ng/uL	99
68) Phenanthrene	9.93	178	5389179	158.86	ng/uL	99
69) Anthracene	10.02	178	5232453	153.49	ng/uL	99
70) Carbazole	10.35	167	5547739	157.30	ng/uL	99
71) Di-n-butylphthalate	11.25	149	8115271	161.08	ng/uL	100
72) Fluoranthene	12.17	202	5374038	163.53	ng/uL	97
73) Benzidine	12.52	184	2303503	144.44	ng/ul	97
75) Pyrene	12.59	202	5505985	140.40	ng/uL	99
77) Butylbenzylphthalate	14.15	149	3429998	139.58	ng/uL	98
78) 3,3'-Dichlorobenzidine	15.04	252	1623488	135.56	ng/uL	98
79) Benzo(a)anthracene	14.97	228	5166281	151.59	ng/uL	99
80) Chrysene	15.07	228	3943055	132.54	ng/uL	99
81) bis(2-Ethylhexyl)phthalate	15.38	149	4574559	142.05	ng/uL	100
83) Di-n-octylphthalate	16.56	149	8135212	143.92	ng/uL	100
84) Benzo(b)fluoranthene	17.03	252	5941189	162.27	ng/uL	96
85) Benzo(k)fluoranthene	17.07	252	2499941	97.49	ng/uLm	95
86) Benzo(a)pyrene	17.52	252	4391676	154.05	ng/uL	98
87) Indeno(1,2,3-Cd)Pyrene	19.27	276	3553938	126.96	ng/uL	94
88) Dibenzo(a,h)Anthracene	19.30	278	3056215	130.55	ng/uL	99
89) Benzo(g,h,i)perylene	19.60	276	2719893	111.77	ng/uL	95

(#) = qualifier out of range (m) = manual integration
 SV139662.D SV1NH.M Thu Jul 13 10:02:59 2006

Data File : Q:\SVOA\MS1_MD\MD0706\MD071206\SV139662.D Vial: 8
Acq On : 12 Jul 106 7:34 pm Operator: VSC
Sample : BPG0098-CAL7 Inst : SVOA-MS1
Misc : Multiplr: 1.00
Quant Time: Jul 13 8:46 19106

Method : C:\HPCHEM\1\METHODS\SV1NH.M
Title : ELEMENT ID: 0607014(SOIL) 0607015(AQUEOUS)
Last Update : Thu Jul 13 08:57:50 2006
Response via : Multiple Level Calibration



Data File : Q:\SVOA\MS1_MD\MD0706\MD071206\SV139663.D Vial: 9
 Acq On : 12 Jul 106 8:05 pm Operator: VSC
 Sample : BPG0098-CAL8 Inst : SVOA-MS1
 Misc : Multiplr: 1.00
 Quant Time: Jul 13 8:49 19106

Method : C:\HPCHEM\1\METHODS\SV1NH.M
 Title : ELEMENT ID: 0607014(SOIL) 0607015(AQUEOUS)
 Last Update : Thu Jul 13 08:57:50 2006
 Response via : Multiple Level Calibration

Internal Standards	R.T.	QIon	Response	Conc	Units	Dev(Min)
1) 1,4-Dichlorobenzene-d4	3.64	152	437436	40.00	ng/uL	0.00
22) Naphthalene-d8	4.98	136	1525499	40.00	ng/uL	0.00
38) Acenaphthene-d10	7.32	164	778508	40.00	ng/uL	0.00
59) Phenanthrene-d10	9.87	188	971466	40.00	ng/uL	0.00
74) Chrysene-d12	15.00	240	789937	40.00	ng/uL	0.00
82) Perylene-d12	17.59	264	796090	40.00	ng/uL	0.00

System Monitoring Compounds	R.T.	QIon	Response	Conc	Units	%Recovery
4) 2-Fluorophenol (SURR)	1.66	112	3400658	210.60	ng/uL	140.40%
6) Phenol-d5 (SURR)	3.38	99	3846840	191.20	ng/uL	127.47%
10) 2-Chlorophenol-d4 (SURR)	3.46	132	2802641	180.04	ng/uL	120.02%
13) 1,2 Dichlorobenzene-d4 (SUR)	3.85	152	1548611	169.71	ng/uL	169.71%
23) Nitrobenzene-d5 (SURR)	4.28	82	2845828	193.80	ng/uL	193.80%
42) 2-Fluorobiphenyl (SURR)	6.36	172	4139104	170.23	ng/uL	170.23%
64) 2,4,6-Tribromophenol (SURR)	8.68	330	637320	220.26	ng/uL	146.84%
76) Terphenyl-d14 (SURR)	13.03	244	3590234	181.60	ng/uL	181.60%

Target Compounds	R.T.	QIon	Response	Conc	Units	Qvalue
2) N-Nitrosodimethylamine	0.75	74	169861	201.64	ng/uL	87
3) Pyridine	0.75	79	308183	211.78	ng/uL	96
5) bis(2-Chloroethyl) ether	3.45	93	2938840	174.34	ng/uL	99
7) 2-Chlorophenol	3.47	128	2858674	181.72	ng/uL	94
8) Phenol	3.40	94	4873834	196.78	ng/uL	79
9) Aniline	3.35	93	4677621	184.48	ng/uL	95
11) 1,3-Dichlorobenzene	3.60	146	3181485	189.19	ng/uL	99
12) 1,4-Dichlorobenzene	3.66	146	3098670	181.08	ng/uL	100
14) 1,2-Dichlorobenzene	3.87	146	2352285	160.50	ng/uL	99
15) Benzyl Alcohol	3.88	79	2004511	177.09	ng/uL	91
16) bis(2-chloroisopropyl) Ethe	4.02	45	3450716	173.85	ng/uL	99
17) 2-Methylphenol	4.01	108	2651422	182.98	ng/uL	98
18) Acetophenone	4.13	105	3761727	190.09	ng/uL	92
19) N-Nitroso-Di-n-Propylamine	4.22	70	1897878	185.44	ng/uL	97
20) Hexachloroethane	4.17	117	1208765	188.87	ng/uL	90
21) 3+4-Methylphenol	4.20	108	2642358	178.57	ng/uL	95
24) Nitrobenzene	4.30	77	2814771	197.18	ng/uL	98
25) Isophorone	4.55	82	5891529	204.24	ng/uL	95
26) 2-Nitrophenol	4.60	139	1868610	207.38	ng/uL	96
27) Benzoic Acid	5.02	105	2626845	234.37	ng/uL	99
28) 2,4-Dimethylphenol	4.70	107	2669349	203.43	ng/uL	98
29) bis(2-Chloroethoxy)methane	4.78	93	3885078	201.97	ng/uL	98
30) 2,4-Dichlorophenol	4.87	162	2141963	195.71	ng/uL	100
31) 1,2,4-Trichlorobenzene	4.94	180	2094257	195.38	ng/uL	99
32) Naphthalene	5.00	128	6598252	179.03	ng/uL	99
33) 4-Chloroaniline	5.11	127	2636875	160.10	ng/uL	99
34) Hexachlorobutadiene	5.21	225	852317	180.49	ng/uL	99
35) 4-Chloro-3-Methylphenol	5.72	107	2176381	182.43	ng/uL	100
36) 2-Methylnaphthalene	5.82	142	4602806	185.47	ng/uL	98
37) 1-Methylnaphthalene	5.96	142	4761622	192.93	ng/uL	99
39) Hexachlorocyclopentadiene	6.12	237	868058	183.93	ng/uL	100
40) 2,4,6-Trichlorophenol	6.26	196	1481772	200.06	ng/uL	99
41) 2,4,5-Trichlorophenol	6.33	196	1314219	167.13	ng/uL	100
43) Biphenyl	6.49	154	3835768	138.94	ng/uL	97
44) 2-Chloronaphthalene	6.47	162	3550570	147.62	ng/uLm	62
45) Dimethylphthalate	7.09	163	4316455	166.33	ng/uL	99
46) Acenaphthylene	7.10	152	6304470	164.18	ng/uL	99
47) 2,6-Dinitrotoluene	7.16	165	1340732	193.13	ng/uL	98
48) 2-Nitroaniline	6.72	65	1636124	205.27	ng/uL	89

(#) = qualifier out of range (m) = manual integration
 SV139663.D SV1NH.M Thu Jul 13 10:03:23 2006

Data File : Q:\SVOA\MS1_MD\MD0706\MD071206\SV139663.D Vial: 9
 Acq On : 12 Jul 106 8:05 pm Operator: VSC
 Sample : BPG0098-CAL8 Inst : SVOA-MS1
 Misc : Multiplr: 1.00
 Quant Time: Jul 13 8:49 19106

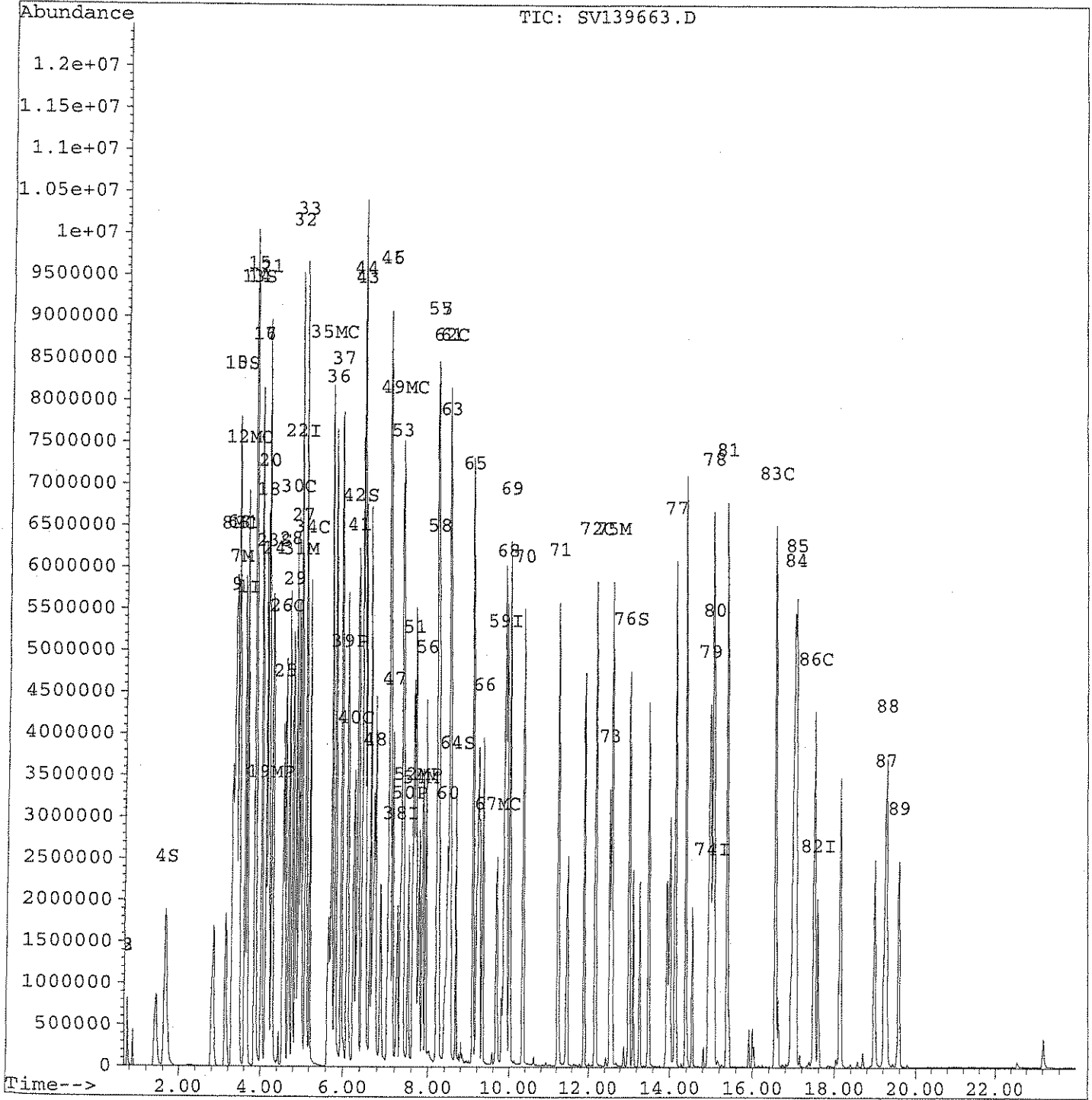
Method : C:\HPCHEM\1\METHODS\SV1NH.M
 Title : ELEMENT ID: 0607014(SOIL) 0607015(AQUEOUS)
 Last Update : Thu Jul 13 08:57:50 2006
 Response via : Multiple Level Calibration

Compound	R.T.	QIon	Response	Conc	Unit	Qvalue
49) Acenaphthene	7.39	153	3998772	175.16	ng/uL	99
50) 2,4-Dinitrophenol	7.53	184	973092	257.12	ng/uL	95
51) Dibenzofuran	7.65	168	5835565	182.46	ng/uL	97
52) 4-Nitrophenol	7.72	65	929079	188.64	ng/uL	97
53) 3-Nitroaniline	7.37	65	1490578	168.19	ng/uL	94
54) 2,4-Dinitrotoluene	7.79	165	1791909	201.04	ng/uL	88
55) Fluorene	8.22	166	4104971	169.71	ng/uL	100
56) 2,3,4,6-Tetrachlorophenol	7.95	232	1091161	192.17	ng/ul	99
57) Diethylphthalate	8.24	149	3903266	151.24	ng/uL	99
58) 4-Chloro-phenyl-phenyl eth	8.26	204	1692817	154.77	ng/uL	97
60) 4-Nitroaniline	8.46	138	1764741	210.70	ng/uL	94
61) 4,6-Dinitro-2-Methylphenol	8.51	198	1028205	221.64	ng/uL#	30
62) N-nitrosodiphenylamine	8.52	169	3492636	183.50	ng/uL	99
63) Azobenzene	8.54	77	5394958	186.57	ng/ul	96
65) 4-Bromophenyl-phenylether	9.10	248	980272	190.41	ng/uL	89
66) Hexachlorobenzene	9.33	284	1222795	208.74	ng/uL	94
67) Pentachlorophenol	9.68	266	826618	240.46	ng/uL	100
68) Phenanthrene	9.94	178	5645334	187.31	ng/uL	99
69) Anthracene	10.02	178	5776565	191.09	ng/uL	99
70) Carbazole	10.36	167	6264799	200.62	ng/uL	99
71) Di-n-butylphthalate	11.26	149	8867848	198.73	ng/uL	100
72) Fluoranthene	12.18	202	5811063	199.44	ng/uL	89
73) Benzidine	12.52	184	2277838	163.65	ng/ul	98
75) Pyrene	12.59	202	6016283	181.96	ng/uL	97
77) Butylbenzylphthalate	14.15	149	3711143	179.92	ng/uL	99
78) 3,3'-Dichlorobenzidine	15.05	252	1600638	158.43	ng/uL	98
79) Benzo(a)anthracene	14.97	228	5635760	195.27	ng/uL	99
80) Chrysene	15.07	228	4421791	178.38	ng/uL	99
81) bis(2-Ethylhexyl)phthalate	15.39	149	4961130	183.39	ng/uL	99
83) Di-n-octylphthalate	16.57	149	8916285	191.71	ng/uL	100
84) Benzo(b)fluoranthene	17.03	252	6682058	221.18	ng/uLm	97
85) Benzo(k)fluoranthene	17.07	252	1927337	96.72	ng/uLm	94
86) Benzo(a)pyrene	17.52	252	4579550	194.25	ng/uL	97
87) Indeno(1,2,3-Cd)Pyrene	19.25	276	3024344	131.55	ng/uL	96
88) Dibenzo(a,h)Anthracene	19.29	278	2621668	135.92	ng/uL	96
89) Benzo(g,h,i)perylene	19.60	276	2197735	114.67	ng/uL	94

(#) = qualifier out of range (m) = manual integration
 SV139663.D SV1NH.M Thu Jul 13 10:03:25 2006

Data File : Q:\SVOA\MS1_MD\MD0706\MD071206\SV139663.D Vial: 9
Acq On : 12 Jul 106 8:05 pm Operator: VSC
Sample : BPG0098-CAL8 Inst : SVOA-MS1
Misc : Multiplr: 1.00
Quant Time: Jul 13 8:49 19106

Method : C:\HPCHEM\1\METHODS\SV1NH.M
Title : ELEMENT ID: 0607014(SOIL) 0607015(AQUEOUS)
Last Update : Thu Jul 13 08:57:50 2006
Response via : Multiple Level Calibration



Data File : Q:\SVOA\MS1_MD\MD0706\MD071206\SV139664.D Vial: 10
 Acq On : 12 Jul 106 8:36 pm Operator: VSC
 Sample : BPG0098-SCV1 Inst : SVOA-MS1
 Misc : Multiplr: 1.00
 Quant Time: Jul 13 10:36 19106

Method : C:\HPCHEM\1\METHODS\SV1NH.M
 Title : ELEMENT ID: 0607014(SOIL) 0607015(AQUEOUS)
 Last Update : Thu Jul 13 10:27:07 2006
 Response via : Multiple Level Calibration

Internal Standards	R.T.	QIon	Response	Conc	Units	Dev(Min)
1) 1,4-Dichlorobenzene-d4	3.63	152	518256	40.00	ng/uL	-0.01
22) Naphthalene-d8	4.96	136	1816310	40.00	ng/uL	-0.01
38) Acenaphthene-d10	7.30	164	846990	40.00	ng/uL	0.00
59) Phenanthrene-d10	9.83	188	1244293	40.00	ng/uL	-0.02
74) Chrysene-d12	14.95	240	940098	40.00	ng/uL	-0.03
82) Perylene-d12	17.56	264	962861	40.00	ng/uL	-0.02

System Monitoring Compounds	R.T.	QIon	Response	Conc	Units	%Recovery
4) 2-Fluorophenol (SURR)	1.63	112	951261	49.59	ng/uL	33.06%
6) Phenol-d5 (SURR)	3.34	99	1197137	49.99	ng/uL	33.33%
10) 2-Chlorophenol-d4 (SURR)	3.43	132	937735	50.80	ng/uL	33.87%
13) 1,2 Dichlorobenzene-d4 (SURR)	3.84	152	540097	49.88	ng/uL	49.88%
23) Nitrobenzene-d5 (SURR)	4.25	82	873784	49.94	ng/uL	49.94%
42) 2-Fluorobiphenyl (SURR)	6.32	172	1369427	52.02	ng/uL	52.02%
64) 2,4,6-Tribromophenol (SURR)	8.64	330	184181	48.51	ng/uL	32.34%
76) Terphenyl-d14 (SURR)	12.99	244	1134993	48.84	ng/uL	48.84%

Target Compounds	R.T.	QIon	Response	Conc	Units	Qvalue
2) N-Nitrosodimethylamine	0.75	74	39296	43.15	ng/uL	88
3) Pyridine	0.75	79	75366	46.94	ng/uL	91
5) bis(2-Chloroethyl) ether	3.41	93	1039530	52.36	ng/uL	99
7) 2-Chlorophenol	3.44	128	928823	49.92	ng/uL	98
8) Phenol	3.36	94	1459462	49.15	ng/uL	77
9) Aniline	3.32	93	1195423	39.66	ng/uL	91
11) 1,3-Dichlorobenzene	3.59	146	980811	49.20	ng/uL	99
12) 1,4-Dichlorobenzene	3.65	146	990031	48.98	ng/uL	99
14) 1,2-Dichlorobenzene	3.85	146	877819	49.67	ng/uL	99
15) Benzyl Alcohol	3.84	79	655732	49.44	ng/uL	91
16) bis(2-chloroisopropyl) Ethe	4.00	45	1162986	50.33	ng/uL	95
17) 2-Methylphenol	3.99	108	815176	47.62	ng/uL	100
18) Acetophenone	4.11	105	1197048	50.93	ng/uL	90
19) N-Nitroso-Di-n-Propylamine	4.16	70	534798	44.17	ng/uL	98
20) Hexachloroethane	4.16	117	337403	44.15	ng/uL	90
21) 3+4-Methylphenol	4.17	108	1637876	93.94	ng/uL	97
24) Nitrobenzene	4.27	77	838449	49.18	ng/uL	97
25) Isophorone	4.50	82	1539500	44.86	ng/uL	97
26) 2-Nitrophenol	4.58	139	525103	48.45	ng/uL	99
27) Benzoic Acid	4.88	105	628390	43.34	ng/uLm	92
28) 2,4-Dimethylphenol	4.66	107	814175	51.95	ng/uL	99
29) bis(2-Chloroethoxy)methane	4.76	93	1148173	50.09	ng/uL	96
30) 2,4-Dichlorophenol	4.84	162	654824	50.13	ng/uL	99
31) 1,2,4-Trichlorobenzene	4.92	180	646923	50.38	ng/uL	98
32) Naphthalene	4.98	128	2191403	49.97	ng/uL	100
33) 4-Chloroaniline	5.08	127	839967	43.13	ng/uL	99
34) Hexachlorobutadiene	5.20	225	283625	50.36	ng/uL	99
35) 4-Chloro-3-Methylphenol	5.69	107	717247	50.71	ng/uL	97
36) 2-Methylnaphthalene	5.80	142	1454935	49.08	ng/uL	99
37) 1-Methylnaphthalene	5.93	142	46815	1.58	ng/uL	92
39) Hexachlorocyclopentadiene	6.11	237	217420	42.96	ng/uL	98
40) 2,4,6-Trichlorophenol	6.23	196	398186	49.46	ng/uL	99
41) 2,4,5-Trichlorophenol	6.29	196	434195	51.32	ng/uL	99
43) Biphenyl	6.44	154	1513174	48.54	ng/uL	97
44) 2-Chloronaphthalene	6.44	162	1128452	40.89	ng/uL	98
45) Dimethylphthalate	7.02	163	1431485	51.46	ng/uL	99
46) Acenaphthylene	7.06	152	1965719	46.39	ng/uL	100
47) 2,6-Dinitrotoluene	7.10	165	362568	47.32	ng/uL	99
48) 2-Nitroaniline	6.66	65	419490	47.94	ng/uL	84

(#) = qualifier out of range (m) = manual integration
 SV139664.D SV1NH.M Thu Jul 13 10:36:52 2006

Data File : Q:\SVOA\MS1_MD\MD0706\MD071206\SV139664.D Vial: 10
 Acq On : 12 Jul 106 8:36 pm Operator: VSC
 Sample : BPG0098-SCV1 Inst : SVOA-MS1
 Misc : Multiplr: 1.00
 Quant Time: Jul 13 10:36 19106

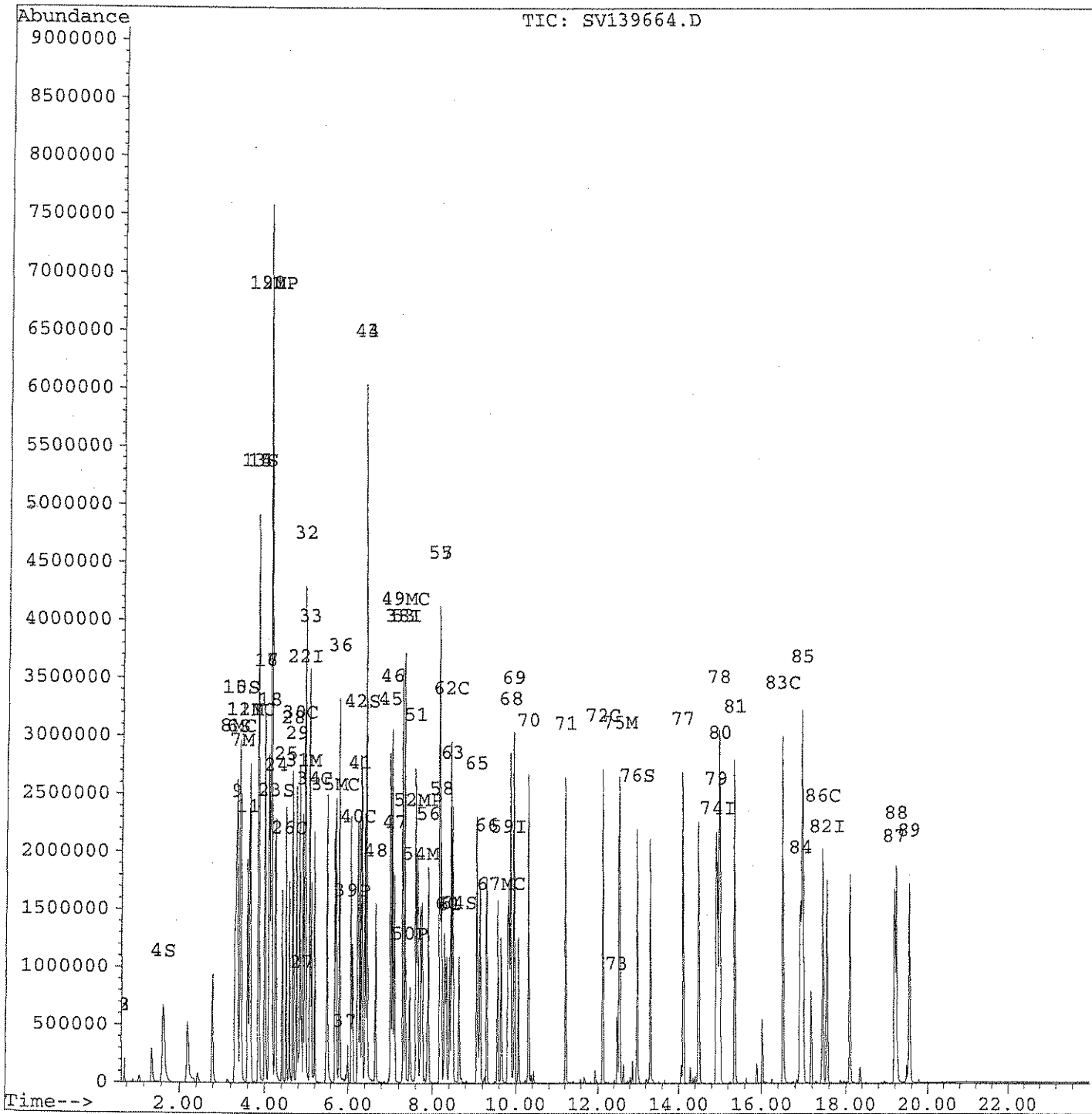
Method : C:\HPCHEM\1\METHODS\SV1NH.M
 Title : ELEMENT ID: 0607014(SOIL) 0607015(AQUEOUS)
 Last Update : Thu Jul 13 10:27:07 2006
 Response via : Multiple Level Calibration

Compound	R.T.	QIon	Response	Conc	Unit	Qvalue
49) Acenaphthene	7.35	153	1255603	50.80	ng/uL	99
50) 2,4-Dinitrophenol	7.46	184	233960	48.14	ng/uL	95
51) Dibenzofuran	7.61	168	1697766	48.80	ng/uL	99
52) 4-Nitrophenol	7.64	65	285224	54.16	ng/uL	96
53) 3-Nitroaniline	7.29	65	466818	49.36	ng/uL	98
54) 2,4-Dinitrotoluene	7.72	165	480795	49.24	ng/uL	91
55) Fluorene	8.19	166	1341001	50.76	ng/uL	99
56) 2,3,4,6-Tetrachlorophenol	7.91	232	308451	49.81	ng/uL	99
57) Diethylphthalate	8.20	149	1410670	50.17	ng/uL	99
58) 4-Chloro-phenyl-phenyl eth	8.23	204	598067	51.72	ng/uL	100
60) 4-Nitroaniline	8.35	138	485659	44.54	ng/uLm	1
61) 4,6-Dinitro-2-Methylphenol	8.41	198	306642	46.80	ng/uL	94
62) N-nitrosodiphenylamine	8.46	169	1142741	46.41	ng/uL	99
63) Azobenzene	8.49	77	1671567	45.01	ng/uL	97
65) 4-Bromophenyl-phenylether	9.07	248	324221	48.71	ng/uL	92
66) Hexachlorobenzene	9.30	284	346851	45.42	ng/uL	94
67) Pentachlorophenol	9.64	266	246525	51.42	ng/uL	99
68) Phenanthrene	9.88	178	1766804	45.32	ng/uL	99
69) Anthracene	9.96	178	1805157	45.86	ng/uL	99
70) Carbazole	10.31	167	1838595	45.34	ng/uL	100
71) Di-n-butylphthalate	11.22	149	2567852	44.40	ng/uL	100
72) Fluoranthene	12.13	202	1802309	47.78	ng/uL	95
73) Benzidine	12.47	184	401114	22.38	ng/uL	97
75) Pyrene	12.54	202	1853456	47.74	ng/uL	97
77) Butylbenzylphthalate	14.11	149	1171686	48.54	ng/uL	97
78) 3,3'-Dichlorobenzidine	14.99	252	559780	47.71	ng/uL	98
79) Benzo(a)anthracene	14.92	228	1604013	47.33	ng/uL	99
80) Chrysene	15.01	228	1410087	48.72	ng/uL	99
81) bis(2-Ethylhexyl)phthalate	15.37	149	1530285	48.35	ng/uL	99
83) Di-n-octylphthalate	16.52	149	2737746	48.61	ng/uL	100
84) Benzo(b)fluoranthene	16.93	252	1735365	47.14	ng/uLm	92
85) Benzo(k)fluoranthene	16.98	252	1127666	47.39	ng/uL	99
86) Benzo(a)pyrene	17.46	252	1316806	45.86	ng/uL	99
87) Indeno(1,2,3-Cd)Pyrene	19.19	276	1444147	51.94	ng/uL	98
88) Dibenzo(a,h)Anthracene	19.24	278	1229902	52.72	ng/uL	91
89) Benzo(g,h,i)perylene	19.55	276	1187587	51.23	ng/uL	92

(#) = qualifier out of range (m) = manual integration
 SV139664.D SV1NH.M Thu Jul 13 10:36:54 2006

Data File : Q:\SVOA\MS1_MD\MD0706\MD071206\SV139664.D Vial: 10
Acq On : 12 Jul 106 8:36 pm Operator: VSC
Sample : BPG0098-SCV1 Inst : SVOA-MS1
Misc : Multiplr: 1.00
Quant Time: Jul 13 10:36 19106

Method : C:\HPCHEM\1\METHODS\SV1NH.M
Title : ELEMENT ID: 0607014(SOIL) 0607015(AQUEOUS)
Last Update : Thu Jul 13 10:27:07 2006
Response via : Multiple Level Calibration



Data File : Q:\SVOA\MS1_MD\MD0706\MD071206\SV139664.D Vial: 10
 Acq On : 12 Jul 106 8:36 pm Operator: VSC
 Sample : BPG0098-SCV1 Inst : SVOA-MS1
 Misc : Multiplr: 1.00

Method : C:\HPCHEM\1\METHODS\SV1NH.M
 Title : ELEMENT ID: 0607014(SOIL) 0607015(AQUEOUS)
 Last Update : Thu Jul 13 10:27:07 2006
 Response via : Multiple Level Calibration

Min. RRF : 0.000 Min. Rel. Area : 50% Max. R.T. Dev 0.50min
 Max. RRF Dev : 30% Max. Rel. Area : 200%

	Compound	AvgRF	CCRF	%Dev	Area%	Dev(min)
1 I	1,4-Dichlorobenzene-d4	1.000	1.000	0.0	101	-0.01
2	N-Nitrosodimethylamine	0.070	0.061	13.7	94	0.00
3	Pyridine	0.124	0.116	6.1	99	0.00
4 S	2-Fluorophenol (SURR)	1.480	1.468	0.8	100	0.00
5	bis(2-Chloroethyl)ether	1.532	1.605	-4.7	101	-0.03
6 S	Phenol-d5 (SURR)	1.848	1.848	0.0	97	-0.03
7 M	2-Chlorophenol	1.436	1.434	0.2	99	-0.02
8 MC	Phenol	2.292	2.253	1.7	100	-0.02
9	Aniline	2.327	1.845	20.7	79	-0.02
10 S	2-Chlorophenol-d4 (SURR)	1.425	1.448	-1.6	99	-0.02
11	1,3-Dichlorobenzene	1.539	1.514	1.6	101	0.00
12 MC	1,4-Dichlorobenzene	1.560	1.528	2.0	97	-0.01
13 S	1,2 Dichlorobenzene-d4 (SURR)	0.836	0.834	0.2	98	0.00
14	1,2-Dichlorobenzene	1.364	1.355	0.7	99	-0.01
15	Benzyl Alcohol	1.024	1.012	1.1	97	-0.01
16	bis(2-chloroisopropyl)Ether	1.784	1.795	-0.7	98	-0.01
17	2-Methylphenol	1.321	1.258	4.8	94	-0.01
18	Acetophenone	1.814	1.848	-1.9	102	-0.01
19 MP	N-Nitroso-Di-n-Propylamine	0.935	0.826	11.7	89	-0.02
20	Hexachloroethane	0.590	0.521	11.7	90	0.00
21	3+4-Methylphenol	1.346	2.528	-87.9#	178	-0.01
22 I	Naphthalene-d8	1.000	1.000	0.0	99	-0.01
23 S	Nitrobenzene-d5 (SURR)	0.385	0.385	0.1	98	-0.02
24	Nitrobenzene	0.375	0.369	1.6	96	-0.01
25	Isophorone	0.756	0.678	10.3	91	-0.03
26 C	2-Nitrophenol	0.239	0.231	3.1	94	-0.01
27	Benzoic Acid	0.298	0.277	7.0	87	-0.10
28	2,4-Dimethylphenol	0.345	0.359	-3.9	107	-0.02
29	bis(2-Chloroethoxy)methane	0.505	0.506	-0.2	103	-0.01
30 C	2,4-Dichlorophenol	0.288	0.288	-0.3	99	-0.02
31 M	1,2,4-Trichlorobenzene	0.283	0.285	-0.8	101	-0.01
32	Naphthalene	0.966	0.965	0.1	99	-0.01
33	4-Chloroaniline	0.429	0.370	13.7	82	-0.02
34 C	Hexachlorobutadiene	0.124	0.125	-0.7	97	-0.01
35 MC	4-Chloro-3-Methylphenol	0.311	0.316	-1.4	94	-0.02
36	2-Methylnaphthalene	0.653	0.641	1.8	98	-0.01
37	1-Methylnaphthalene	0.651	0.021	96.8#	3#	-0.02
38 I	Acenaphthene-d10	1.000	1.000	0.0	102	0.00
39 P	Hexachlorocyclopentadiene	0.239	0.205	14.1	99	0.00
40 C	2,4,6-Trichlorophenol	0.380	0.376	1.1	99	-0.01
41	2,4,5-Trichlorophenol	0.400	0.410	-2.6	99	-0.02
42 S	2-Fluorobiphenyl (SURR)	1.243	1.293	-4.0	99	-0.02
43	Biphenyl	1.472	1.429	2.9	99	-0.03
44	2-Chloronaphthalene	1.303	1.066	18.2	83	-0.01
45	Dimethylphthalate	1.314	1.352	-2.9	101	-0.05
46	Acenaphthylene	2.001	1.857	7.2	91	-0.03
47	2,6-Dinitrotoluene	0.362	0.342	5.4	93	-0.04
48	2-Nitroaniline	0.413	0.396	4.1	100	-0.04
49 MC	Acenaphthene	1.167	1.186	-1.6	98	-0.03
50 P	2,4-Dinitrophenol	0.199	0.221	-10.8	103	-0.04
51	Dibenzofuran	1.643	1.604	2.4	96	-0.03
52 MP	4-Nitrophenol	0.249	0.269	-8.3	102	-0.05
53	3-Nitroaniline	0.447	0.441	1.3	100	-0.06

(#) = Out of Range

SV139664.D SV1NH.M

Thu Jul 13 10:38:04 2006

Page 1

Data File : Q:\SVOA\MS1_MD\MD0706\MD071206\SV139664.D Vial: 10
 Acq On : 12 Jul 106 8:36 pm Operator: VSC
 Sample : BPG0098-SCV1 Inst : SVOA-MS1
 Misc : Multiplr: 1.00

Method : C:\HPCHEM\1\METHODS\SV1NH.M
 Title : ELEMENT ID: 0607014(SOIL) 0607015(AQUEOUS)
 Last Update : Thu Jul 13 10:27:07 2006
 Response via : Multiple Level Calibration

Min. RRF : 0.000 Min. Rel. Area : 50% Max. R.T. Dev 0.50min
 Max. RRF Dev : 30% Max. Rel. Area : 200%

	Compound	AvgRF	CCRF	%Dev	Area%	Dev(min)
54 M	2,4-Dinitrotoluene	0.461	0.454	1.5	96	-0.05
55	Fluorene	1.248	1.267	-1.5	96	-0.02
56	2,3,4,6-Tetrachlorophenol	0.292	0.291	0.4	97	-0.03
57	Diethylphthalate	1.328	1.332	-0.3	97	-0.02
58	4-Chloro-phenyl-phenyl ethe	0.546	0.565	-3.4	97	-0.02
59 I	Phenanthrene-d10	1.000	1.000	0.0	105	-0.02
60	4-Nitroaniline	0.351	0.312	10.9	95	-0.07
61	4,6-Dinitro-2-Methylphenol	0.195	0.197	-1.0	101	-0.06
62 C	N-nitrosodiphenylamine	0.792	0.735	7.2	95	-0.04
63	Azobenzene	1.194	1.075	10.0	95	-0.03
64 S	2,4,6-Tribromophenol (SURR)	0.122	0.118	3.0	105	-0.02
65	4-Bromophenyl-phenylether	0.214	0.208	2.6	104	-0.02
66	Hexachlorobenzene	0.245	0.223	9.2	100	-0.03
67 MC	Pentachlorophenol	0.145	0.158	-9.6	117	-0.03
68	Phenanthrene	1.253	1.136	9.4	94	-0.03
69	Anthracene	1.265	1.161	8.3	95	-0.04
70	Carbazole	1.304	1.182	9.3	93	-0.03
71	Di-n-butylphthalate	1.859	1.651	11.2	92	-0.03
72 C	Fluoranthene	1.213	1.159	4.4	102	-0.03
73	Benzidine	0.576	0.258	55.2#	51	-0.04
74 I	Chrysene-d12	1.000	1.000	0.0	103	-0.03
75 M	Pyrene	1.652	1.577	4.5	96	-0.03
76 S	Terphenyl-d14 (SURR)	0.989	0.966	2.3	98	-0.02
77	Butylbenzylphthalate	1.027	0.997	2.9	96	-0.02
78	3,3'-Dichlorobenzidine	0.499	0.476	4.6	94	-0.03
79	Benzo(a)anthracene	1.442	1.365	5.3	98	-0.03
80	Chrysene	1.231	1.200	2.6	99	-0.04
81	bis(2-Ethylhexyl)phthalate	1.347	1.302	3.3	97	-0.01
82 I	Perylene-d12	1.000	1.000	0.0	104	-0.02
83 C	Di-n-octylphthalate	2.340	2.275	2.8	100	-0.03
84	Benzo(b)fluoranthene	1.529	1.442	5.7	101	-0.06
85	Benzo(k)fluoranthene	1.104	0.937	15.1	96	-0.06
86 C	Benzo(a)pyrene	1.193	1.094	8.3	94	-0.04
87	Indeno(1,2,3-Cd)Pyrene	1.155	1.200	-3.9	101	-0.07
88	Dibenzo(a,h)Anthracene	0.969	1.022	-5.4	106	-0.05
89	Benzo(g,h,i)perylene	0.963	0.987	-2.5	100	-0.05

(#) = Out of Range SPCC's out = 0 CCC's out = 0
 SV139664.D SV1NH.M Thu Jul 13 10:38:12 2006

**ESS LABORATORY
GCMS1 RUN LOG**

COLUMN DB5MS

BATCH DATE	VIAL #	FILE #	LAB ID	METHOD	COMMENTS / DILUTION / STANDARD ID	ANALYST
7/9/06	13	SV1 31	solvent	EPHRIAL		JCS
7/9/06	2	SV1 32	BPG0068-CCV3	EPHRIAL	3 Failures	JCS
7/9/06	2	SV1 33	CCV3	EPHRIAL		JCS
7/10/06	1	SV1 34	BPG0080-TUN1	DFTPP	✓ 6F26111	JCS
	2	SV1 35	BPG0080-CCV1	EPHRIAL	✓ 6G10019	
	3	SV1 36	0606518-10		✓	
	4	SV1 37	-70		X5 ✓	
	5	SV1 38	solvent			
	2	SV1 39	BPG0080-CCV2			
7/10/06	2	SV1 40	BPG0080-CCV2	EPHRIAL	✓ 2 Failures 6G10019	JCS
7/10/06	1	SV1 41	BPG0083-TUN1	DFTPP	6F26111	JCS
	2	SV1 42	BPG0083-CCV1	EPHRIAL	6G10019	
	3	SV1 43	0606518-10		Refrac ✓ ATP LOW	
	4	SV1 44	solvent			
	5	SV1 45	BG1010-BIK1		✓	
	6	SV1 46	-BS1		✓	
	7	SV1 47	-BSD1		✓	
	8	SV1 48	0607065-01		✓	
	9	SV1 49	BG1010-DUP1		✓	
	10	SV1 50	-MS1		✓	
	11	SV1 51	solvent			
	11	SV1 52	solvent			
	2	SV1 53	CCV2			
7/11/06	2	SV1 54	BPG0083-CCV2	EPHRIAL	✓	JCS
7/12/06	1	SV1 55	BPG0088-TUN1	DFTPP	6F26111	JCS
	2	SV1 56	Cat4	✓	6E31079	
	3	SV1 57	-Cat1	✓	76	
	4	SV1 58	-Cat2	✓	77	
	5	SV1 59	-Cat3	✓	78	
7/12/06	6	SV1 60	BPG0088-CCV5	EPHRIAL	6E31080	JCS

**ESS LABORATORY
GCMS1 RUN LOG**

COLUMN DB5MS

BATCH DATE	VIAL #	FILE #	LAB ID	METHOD	COMMENTS / DILUTION / STANDARD ID	ANALYST
7/12/06	7	SV1 39661	BPG-0078-CAL6	SV1	6E31082 6E31081	VSC
↓	8	SV1 62	-CAL7	↓	6E31083 6E31082	↓
↓	9	SV1 63	-CAL8	↓	6E31084 6E31083	↓
7/12/06	10	SV1 64	BPG-0078-SV1	SV1	6E31084	VSC
7/13/06	1	SV1 65	BPG-0111-TM1	DFTPP	6F26111	VSC
↓	2	SV1 66	BPG-0111-CAL1	SV1	6610021	↓
↓	3	SV1 67	BG-61137-BLK1	↓	66-01034	↓
↓	4	SV1 68	BG-61137-BL1	↓		↓
↓	5	SV1 69	BG-61137-BSD1	↓		↓
↓	6	SV1 70	0607057-01	↓		↓
↓	7	SV1 71	0607071-08	↓		↓
↓	8	SV1 72	BG-61315-BLK1	↓		↓
↓	9	SV1 73	BG-61315-BL1	↓		↓
↓	10	SV1 74	BG-61315-BSD1	↓		↓
↓	11	SV1 75	0607141-02	↓		↓
↓	12	SV1 76	-03	↓		↓
↓	13	SV1 77	-04	↓		↓
↓	14	SV1 78	0607141-01	↓		↓
↓	15	SV1 79	BG-61315-MS1	↓		↓
↓	16	SV1 80	BG-61315-MS1	↓		↓
↓	17	SV1 81	BG-61307-BLK1	↓		↓
↓	18	SV1 82	BG-61307-BL1	↓		↓
↓	19	SV1 83	BG-61307-BSD1	↓		↓
↓	20	SV1 84	0607134-01	↓		↓
↓	21	SV1 85	0607134-02	↓	66-01034	↓
7/13/06	22	SV1 86	0607134-02	SV1	66-01034	VSC
7/14/06	1	SV1 87	BPG-0122-TM1	DFTPP	6F26111	VSC
↓	2	SV1 88	BPG-0122-SV1	SV1	6610021	↓
↓	3	SV1 89	BNA MS QC	SV1	66-01034	↓
7/14/06	4	SV1 90	0607134-04	SV1	66-01034	VSC

ANALYSIS SEQUENCE

BPG0317

Instrument: SVOA-MS1

Calibration ID: ~~UNASSIGNED~~ SVIN14

Lab Number	Analysis	Container	Order	Position	STD ID	ISTD ID	Client
BPG0317-TUN1	QC		1		6G13052		
BPG0317-CCV1	QC		2		6G20055	6G17086	
0607173-01	SVOC: 8270/3541 ppb PAH	A	3			6G17086	MACTEC Engineering & Consulting, In
0607173-09	SVOC: 8270/3541 ppb PAH	A	4			6G17086	MACTEC Engineering & Consulting, In
0607173-04	SVOC: 8270/3541 ppb PAH	A	5			6G17086	MACTEC Engineering & Consulting, In
0607173-11	SVOC: 8270/3541 ppb PAH	A	6			6G17086	MACTEC Engineering & Consulting, In
0607173-08	SVOC: 8270/3541 ppb PAH	A	7			6G17086	MACTEC Engineering & Consulting, In

Samples Loaded By

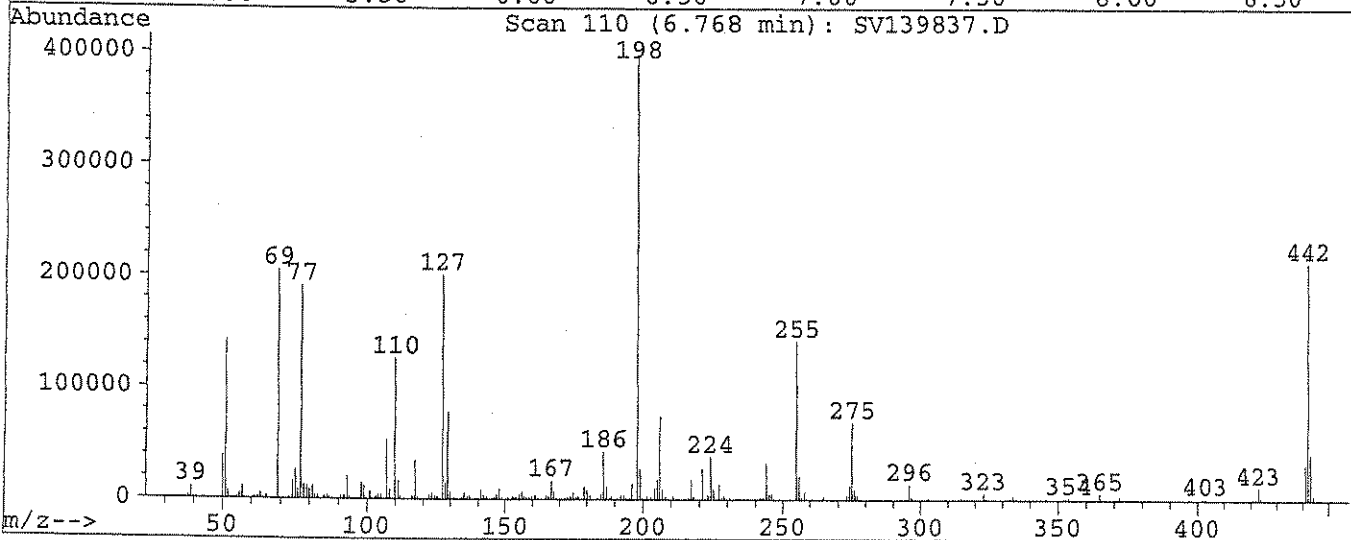
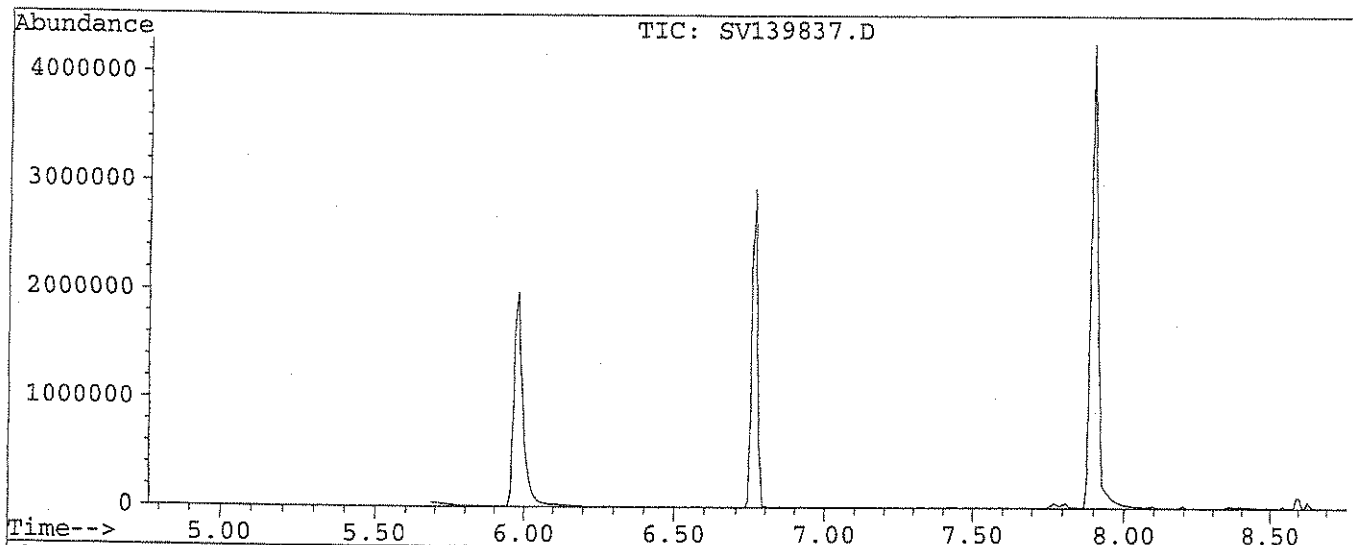
Date

Data Processed By

Date

Data File : Q:\SVOA\MS1_MD\MD0706\MD072006\SV139837.D Vial: 1
 Acq On : 20 Jul 106 9:05 am Operator: VSC
 Sample : BPG0216-TUN1 Inst : SVOA-MS1
 Misc : Multiplr: 1.00

Method : C:\HPCHEM\1\METHODS\DFTPP.M
 Title : daily instrument eval mix



Peak Apex is scan: 110

Target Mass	Rel. to Mass	Lower Limit%	Upper Limit%	Rel. Abn%	Raw Abn	Result Pass/Fail
51	198	30	60	35.9	141824	PASS
68	69	0	2	0.0	0	PASS
69	198	0	100	51.9	205120	PASS
70	69	0	2	0.0	0	PASS
127	198	40	60	50.8	200704	PASS
197	198	0	1	0.0	0	PASS
198	198	100	100	100.0	395200	PASS
199	198	5	9	6.8	26808	PASS
275	198	10	30	17.4	68936	PASS
365	198	1	100	1.4	5641	PASS
441	443	0	100	77.4	31664	PASS
442	198	40	110	53.6	211904	PASS
443	442	17	23	19.3	40904	PASS

Data file : Q:\SVOA\MSL_MD\MDU706\MD072006\SV139838.D Vial: 2
 Acq On : 20 Jul 106 9:25 am Operator: VSC
 Sample : BPG0216-CCV1 Inst : SVOA-MS1
 Misc : Multiplr: 1.00
 Quant Time: Jul 20 9:54 19106

Method : C:\HPCHEM\1\METHODS\SV1NH.M
 Title : ELEMENT ID: 0607014(SOIL) 0607015(AQUEOUS)
 Last Update : Thu Jul 20 08:42:20 2006
 Response via : Multiple Level Calibration

Internal Standards	R.T.	QIon	Response	Conc	Units	Dev(Min)
1) 1,4-Dichlorobenzene-d4	3.44	152	455623	40.00	ng/uL	-0.02
22) Naphthalene-d8	4.77	136	1605828	40.00	ng/uL	-0.02
38) Acenaphthene-d10	7.03	164	711556	40.00	ng/uL	-0.03
59) Phenanthrene-d10	9.52	188	1011165	40.00	ng/uL	-0.04
74) Chrysene-d12	14.62	240	826192	40.00	ng/uL	-0.04
82) Perylene-d12	17.22	264	852995	40.00	ng/uL	-0.05

System Monitoring Compounds	R.T.	QIon	Response	Conc	Units	%Recovery
4) 2-Fluorophenol (SURR)	1.32	112	474222	28.12	ng/uL	18.75%
6) Phenol-d5 (SURR)	3.14	99	1158835	55.04	ng/uL	36.69%
10) 2-Chlorophenol-d4 (SURR)	3.22	132	868700	53.53	ng/uL	35.69%
13) 1,2 Dichlorobenzene-d4 (SUR)	3.65	152	513421	53.94	ng/uL	53.94%
23) Nitrobenzene-d5 (SURR)	4.07	82	826784	53.45	ng/uL	53.45%
42) 2-Fluorobiphenyl (SURR)	6.09	172	1204480	54.47	ng/uL	54.47%
64) 2,4,6-Tribromophenol (SURR)	8.35	330	150190	48.67	ng/uL	32.45%
76) Terphenyl-d14 (SURR)	12.68	244	1021979	50.04	ng/uL	50.04%

Target Compounds	R.T.	QIon	Response	Conc	Units	Qvalue
2) N-Nitrosodimethylamine	0.67	74	29352	36.66	ng/uL	87
3) Pyridine	0.67	79	48466	34.33	ng/uL	97
5) bis(2-Chloroethyl) ether	3.21	93	951963	54.54	ng/uL	97
7) 2-Chlorophenol	3.24	128	859392	52.54	ng/uL	99
8) Phenol	3.15	94	1435200	54.98	ng/uL	77
9) Aniline	3.10	93	1399978	52.83	ng/uL	89
11) 1,3-Dichlorobenzene	3.39	146	898916	51.29	ng/uL	99
12) 1,4-Dichlorobenzene	3.46	146	908164	51.10	ng/uL	99
14) 1,2-Dichlorobenzene	3.66	146	809363	52.10	ng/uL	100
15) Benzyl Alcohol	3.66	79	606200	51.99	ng/uL	87
16) bis(2-chloroisopropyl) Ethe	3.83	45	1132607	55.75	ng/uL	99
17) 2-Methylphenol	3.82	108	799935	53.16	ng/uL	99
18) Acetophenone	3.93	105	1068509	51.71	ng/uL	86
19) N-Nitroso-Di-n-Propylamine	3.97	70	536078	50.36	ng/uL	98
20) Hexachloroethane	3.98	117	336760	50.12	ng/uL	83
21) 3+4-Methylphenol	3.99	108	817561	53.34	ng/uL	93
24) Nitrobenzene	4.09	77	802084	53.22	ng/uL	92
25) Isophorone	4.33	82	1525997	50.29	ng/uL	94
26) 2-Nitrophenol	4.40	139	504779	52.68	ng/uL	97
27) Benzoic Acid	4.71	105	645159	49.71	ng/uL	97
28) 2,4-Dimethylphenol	4.49	107	734728	53.03	ng/uL	99
29) bis(2-Chloroethoxy) methane	4.58	93	1089330	53.75	ng/uL	99
30) 2,4-Dichlorophenol	4.65	162	580856	50.30	ng/uL	97
31) 1,2,4-Trichlorobenzene	4.73	180	562568	49.55	ng/uL	100
32) Naphthalene	4.78	128	2072880	53.47	ng/uL	99
33) 4-Chloroaniline	4.88	127	925593	53.75	ng/uL	100
34) Hexachlorobutadiene	4.99	225	259715	52.16	ng/uL	99
35) 4-Chloro-3-Methylphenol	5.48	107	673940	53.89	ng/uL	93
36) 2-Methylnaphthalene	5.57	142	1343112	51.24	ng/uL	100
37) 1-Methylnaphthalene	5.70	142	1326015	50.71	ng/uL	100
39) Hexachlorocyclopentadiene	5.87	237	265472	62.44	ng/uL	98
40) 2,4,6-Trichlorophenol	5.99	196	349997	51.75	ng/uLm	99
41) 2,4,5-Trichlorophenol	6.05	196	398719	56.10	ng/uL	99
43) Biphenyl	6.21	154	1377292	52.59	ng/uL	100
44) 2-Chloronaphthalene	6.20	162	1153962	49.77	ng/uLm	98
45) Dimethylphthalate	6.76	163	1259955	53.92	ng/uL	99
46) Acenaphthylene	6.79	152	1979511	55.60	ng/uL	99
47) 2,6-Dinitrotoluene	6.84	165	348969	54.21	ng/uL	98
48) 2-Nitroaniline	6.42	65	386593	52.59	ng/uL	88

(#) = qualifier out of range (m) = manual integration
 SV139838.D SV1NH.M Thu Jul 20 10:57:26 2006

Data File : Q:\SVOA\MS1_MD\MD0\06\MD0\2006\SV139838.D Vial: 2
 Acq On : 20 Jul 106 9:25 am Operator: VSC
 Sample : BPG0216-CCV1 Inst : SVOA-MS1
 Misc : Multiplr: 1.00
 Quant Time: Jul 20 9:54 19106

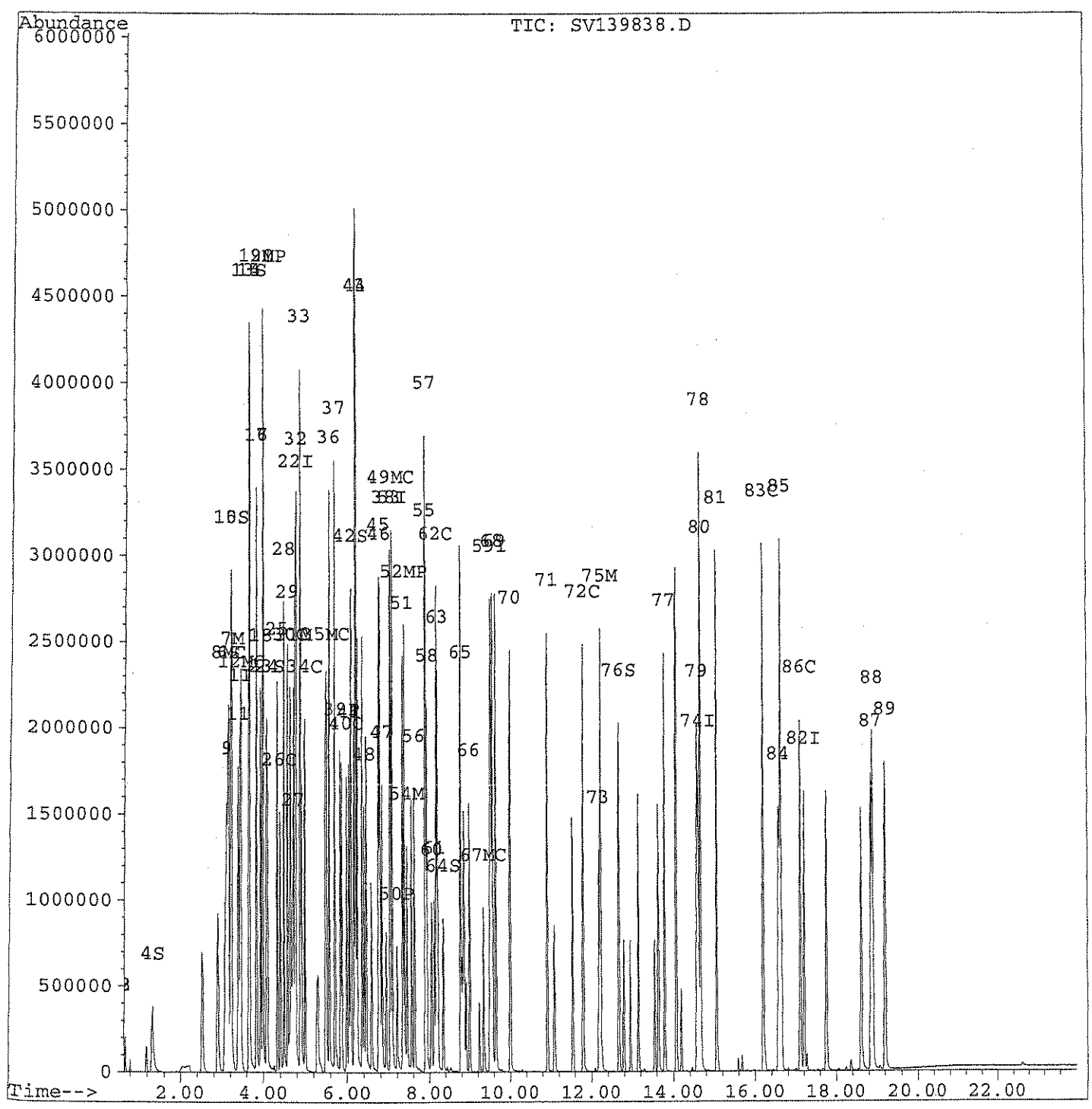
Method : C:\HPCHEM\1\METHODS\SV1NH.M
 Title : ELEMENT ID: 0607014(SOIL) 0607015(AQUEOUS)
 Last Update : Thu Jul 20 08:42:20 2006
 Response via : Multiple Level Calibration

Compound	R.T.	QIon	Response	Conc	Unit	Qvalue
49) Acenaphthene	7.08	153	1166779	56.19	ng/uL	100
50) 2,4-Dinitrophenol	7.20	184	215760	52.31	ng/uL	96
51) Dibenzofuran	7.34	168	1597224	54.65	ng/uL	97
52) 4-Nitrophenol	7.38	65	231418	52.31	ng/uL	95
53) 3-Nitroaniline	7.04	65	431832	54.35	ng/uL	92
54) 2,4-Dinitrotoluene	7.45	165	449410	54.79	ng/uL	91
55) Fluorene	7.89	166	1250972	56.37	ng/uL	99
56) 2,3,4,6-Tetrachlorophenol	7.63	232	280862	53.98	ng/ul	99
57) Diethylphthalate	7.91	149	1331219	56.36	ng/uL	98
58) 4-Chloro-phenyl-phenyl eth	7.94	204	541623	55.76	ng/uL	98
60) 4-Nitroaniline	8.06	138	466882	52.68	ng/uL	90
61) 4,6-Dinitro-2-Methylphenol	8.13	198	276160	51.72	ng/uL	86
62) N-nitrosodiphenylamine	8.18	169	1067027	53.33	ng/uL	99
63) Azobenzene	8.21	77	1623257	53.79	ng/ul	97
65) 4-Bromophenyl-phenylether	8.78	248	276611	51.14	ng/uL	89
66) Hexachlorobenzene	9.00	284	312170	50.30	ng/uL	86
67) Pentachlorophenol	9.35	266	188377	48.65	ng/uL	98
68) Phenanthrene	9.57	178	1657795	52.33	ng/uL	100
69) Anthracene	9.65	178	1700475	53.16	ng/uL	100
70) Carbazole	10.01	167	1736790	52.70	ng/uL	100
71) Di-n-butylphthalate	10.93	149	2553815	54.33	ng/uL	99
72) Fluoranthene	11.81	202	1630573	53.20	ng/uL	87
73) Benzidine	12.18	184	893197	61.32	ng/ul	98
75) Pyrene	12.22	202	1706488	50.01	ng/uL	91
77) Butylbenzylphthalate	13.80	149	1118319	52.72	ng/uL	96
78) 3,3'-Dichlorobenzidine	14.67	252	521863	50.61	ng/uL	99
79) Benzo (a) anthracene	14.59	228	1463919	49.15	ng/uL	100
80) Chrysene	14.68	228	1279250	50.30	ng/uL	99
81) bis(2-Ethylhexyl)phthalate	15.06	149	1501435	53.98	ng/uL	96
83) Di-n-octylphthalate	16.21	149	2713219	54.38	ng/uL	100
84) Benzo (b) fluoranthene	16.60	252	1717810	52.67	ng/uLm	93
85) Benzo (k) fluoranthene	16.64	252	1060565	53.79	ng/uL	98
86) Benzo (a) pyrene	17.12	252	1361303	53.52	ng/uL	94
87) Indeno (1,2,3-Cd) Pyrene	18.87	276	1503905	61.05	ng/uL	99
88) Dibenzo (a, h) Anthracene	18.92	278	1234775	59.74	ng/uL	91
89) Benzo (g, h, i) perylene	19.22	276	1298353	63.22	ng/uL	98

(#) = qualifier out of range (m) = manual integration
 SV139838.D SV1NH.M Thu Jul 20 10:57:28 2006

Data File : Q:\SVOA\MS1_MD\MD0706\MD072006\SV139838.D Vial: 2
 Acq On : 20 Jul 106 9:25 am Operator: VSC
 Sample : BPG0216-CCV1 Inst : SVOA-MS1
 Misc : Multiplr: 1.00
 Quant Time: Jul 20 9:54 19106

Method : C:\HPCHEM\1\METHODS\SV1NH.M
 Title : ELEMENT ID: 0607014(SOIL) 0607015(AQUEOUS)
 Last Update : Thu Jul 20 08:42:20 2006
 Response via : Multiple Level Calibration



Method : C:\HPCHEM\1\METHODS\SV1NH.M
 Title : ELEMENT ID: 0607014(SOIL) 0607015(AQUEOUS)
 Last Update : Thu Jul 20 08:42:20 2006
 Response via : Multiple Level Calibration

Min. RRF : 0.000 Min. Rel. Area : 50% Max. R.T. Dev 0.50min
 Max. RRF Dev : 30% Max. Rel. Area : 200%

	Compound	AvgRF	CCRF	%Dev	Area%	Dev(min)
1 I	1,4-Dichlorobenzene-d4	1.000	1.000	0.0	89	-0.04
2	N-Nitrosodimethylamine	0.070	0.052	26.7	71	-0.02
3	Pyridine	0.124	0.085	31.3#	64	-0.02
4 S	2-Fluorophenol (SURR)	1.480	0.833	43.8#	50	-0.06
5	bis(2-Chloroethyl)ether	1.532	1.671	-9.1	93	-0.05
6 S	Phenol-d5 (SURR)	1.848	2.035	-10.1	94	-0.04
7 M	2-Chlorophenol	1.436	1.509	-5.1	91	-0.05
8 MC	Phenol	2.292	2.520	-10.0	99	-0.05
9	Aniline	2.327	2.458	-5.7	93	-0.06
10 S	2-Chlorophenol-d4 (SURR)	1.425	1.525	-7.1	92	-0.05
11	1,3-Dichlorobenzene	1.539	1.578	-2.6	92	-0.04
12 MC	1,4-Dichlorobenzene	1.560	1.595	-2.2	89	-0.04
13 S	1,2 Dichlorobenzene-d4 (SURR)	0.836	0.901	-7.9	93	-0.04
14	1,2-Dichlorobenzene	1.364	1.421	-4.2	91	-0.05
15	Benzyl Alcohol	1.024	1.064	-4.0	89	-0.04
16	bis(2-chloroisopropyl)Ether	1.784	1.989	-11.5	96	-0.04
17	2-Methylphenol	1.321	1.405	-6.3	92	-0.04
18	Acetophenone	1.814	1.876	-3.4	91	-0.04
19 MP	N-Nitroso-Di-n-Propylamine	0.935	0.941	-0.7	90	-0.04
20	Hexachloroethane	0.590	0.591	-0.2	90	-0.04
21	3+4-Methylphenol	1.346	1.436	-6.7	89	-0.03
22 I	Naphthalene-d8	1.000	1.000	0.0	87	-0.04
23 S	Nitrobenzene-d5 (SURR)	0.385	0.412	-6.9	93	-0.04
24	Nitrobenzene	0.375	0.400	-6.4	92	-0.04
25	Isophorone	0.756	0.760	-0.6	91	-0.04
26 C	2-Nitrophenol	0.239	0.251	-5.4	90	-0.04
27	Benzoic Acid	0.298	0.321	-8.0	89	-0.04
28	2,4-Dimethylphenol	0.345	0.366	-6.1	96	-0.04
29	bis(2-Chloroethoxy)methane	0.505	0.543	-7.5	98	-0.04
30 C	2,4-Dichlorophenol	0.288	0.289	-0.6	88	-0.05
31 M	1,2,4-Trichlorobenzene	0.283	0.280	0.9	88	-0.04
32	Naphthalene	0.966	1.033	-6.9	93	-0.04
33	4-Chloroaniline	0.429	0.461	-7.5	90	-0.04
34 C	Hexachlorobutadiene	0.124	0.129	-4.3	89	-0.05
35 MC	4-Chloro-3-Methylphenol	0.311	0.336	-7.8	89	-0.04
36	2-Methylnaphthalene	0.653	0.669	-2.5	90	-0.04
37	1-Methylnaphthalene	0.651	0.661	-1.4	89	-0.05
38 I	Acenaphthene-d10	1.000	1.000	0.0	85	-0.06
39 P	Hexachlorocyclopentadiene	0.239	0.298	-24.9	121	-0.05
40 C	2,4,6-Trichlorophenol	0.380	0.394	-3.5	87	-0.05
41	2,4,5-Trichlorophenol	0.400	0.448	-12.2	91	-0.05
42 S	2-Fluorobiphenyl (SURR)	1.243	1.354	-8.9	87	-0.05
43	Biphenyl	1.472	1.548	-5.2	90	-0.05
44	2-Chloronaphthalene	1.303	1.297	0.5	84	-0.05
45	Dimethylphthalate	1.314	1.417	-7.8	89	-0.05
46	Acenaphthylene	2.001	2.226	-11.2	92	-0.06
47	2,6-Dinitrotoluene	0.362	0.392	-8.4	90	-0.05
48	2-Nitroaniline	0.413	0.435	-5.2	92	-0.05
49 MC	Acenaphthene	1.167	1.312	-12.4	91	-0.06
50 P	2,4-Dinitrophenol	0.199	0.243	-21.6	95	-0.06
51	Dibenzofuran	1.643	1.796	-9.3	90	-0.06
52 MP	4-Nitrophenol	0.249	0.260	-4.6	83	-0.06
53	3-Nitroaniline	0.447	0.486	-8.7	93	-0.06

(#) = Out of Range

Data File : Q:\SVOA\MS1_MD\MD0706\MD072006\SV139838.D Vial: 2
 Acq On : 20 Jul 106 9:25 am Operator: VSC
 Sample : BPG0216-CCV1 Inst : SVOA-MS1
 Misc : Multiplr: 1.00

Method : C:\HPCHEM\1\METHODS\SV1NH.M
 Title : ELEMENT ID: 0607014(SOIL) 0607015(AQUEOUS)
 Last Update : Thu Jul 20 08:42:20 2006
 Response via : Multiple Level Calibration

Min. RRF : 0.000 Min. Rel. Area : 50% Max. R.T. Dev 0.50min
 Max. RRF Dev : 30% Max. Rel. Area : 200%

	Compound	AvgRF	CCRF	%Dev	Area%	Dev(min)
54 M	2,4-Dinitrotoluene	0.461	0.505	-9.6	90	-0.07
55	Fluorene	1.248	1.406	-12.7	90	-0.07
56	2,3,4,6-Tetrachlorophenol	0.292	0.316	-8.0	88	-0.06
57	Diethylphthalate	1.328	1.497	-12.7	91	-0.06
58	4-Chloro-phenyl-phenyl ethe	0.546	0.609	-11.5	88	-0.06
59 I	Phenanthrene-d10	1.000	1.000	0.0	85	-0.07
60	4-Nitroaniline	0.351	0.369	-5.4	91	-0.06
61	4,6-Dinitro-2-Methylphenol	0.195	0.218	-11.9	91	-0.07
62 C	N-nitrosodiphenylamine	0.792	0.844	-6.7	88	-0.06
63	Azobenzene	1.194	1.284	-7.6	92	-0.06
64 S	2,4,6-Tribromophenol (SURR)	0.122	0.119	2.7	85	-0.06
65	4-Bromophenyl-phenylether	0.214	0.219	-2.3	89	-0.06
66	Hexachlorobenzene	0.245	0.247	-0.6	90	-0.07
67 MC	Pentachlorophenol	0.145	0.149	-3.1	90	-0.06
68	Phenanthrene	1.253	1.312	-4.7	89	-0.07
69	Anthracene	1.265	1.345	-6.3	89	-0.07
70	Carbazole	1.304	1.374	-5.4	88	-0.07
71	Di-n-butylphthalate	1.859	2.020	-8.7	92	-0.06
72 C	Fluoranthene	1.213	1.290	-6.4	92	-0.07
73	Benzidine	0.576	0.707	-22.6	113	-0.07
74 I	Chrysene-d12	1.000	1.000	0.0	90	-0.08
75 M	Pyrene	1.652	1.652	-0.0	89	-0.08
76 S	Terphenyl-d14 (SURR)	0.989	0.990	-0.1	88	-0.07
77	Butylbenzylphthalate	1.027	1.083	-5.4	92	-0.07
78	3,3'-Dichlorobenzidine	0.499	0.505	-1.2	88	-0.08
79	Benzo(a)anthracene	1.442	1.418	1.7	89	-0.08
80	Chrysene	1.231	1.239	-0.6	89	-0.07
81	bis(2-Ethylhexyl)phthalate	1.347	1.454	-8.0	95	-0.06
82 I	Perylene-d12	1.000	1.000	0.0	92	-0.08
83 C	Di-n-octylphthalate	2.340	2.545	-8.8	99	-0.06
84	Benzo(b)fluoranthene	1.529	1.611	-5.3	100	-0.08
85	Benzo(k)fluoranthene	1.015	0.995	2.0	91	-0.08
86 C	Benzo(a)pyrene	1.193	1.277	-7.0	97	-0.09
87	Indeno(1,2,3-Cd)Pyrene	1.155	1.410	-22.1	105	-0.08
88	Dibenzo(a,h)Anthracene	0.969	1.158	-19.5	106	-0.07
89	Benzo(g,h,i)perylene	0.963	1.218	-26.4	109	-0.07

(#) = Out of Range SPCC's out = 0 CCC's out = 0
 SV139838.D SV1NH.M Thu Jul 20 10:58:01 2006

**ESS LABORATORY
GCMS1 RUN LOG**

COLUMN DB5MS

BATCH DATE	VIAL #	FILE #	LAB ID	METHOD	COMMENTS / DILUTION / STANDARD ID	ANALYST
7/19/06	16	SV1 39830	0607162-01 ✓	SVINH	6610022	VSC
	17	SV1 31	0607173-17 ✓			
	18	SV1 32	0607164-21 ✓			
	19	SV1 33	0607164-02 ✓			
	20	SV1 34	0607164-24 ✓			
	21	SV1 35	0607173-02 ✓			
7/19/06	02	SV1 36	0607164-23 ✓	SVINH	6610022	VSC
7/20/06	1	SV1 37	BSP6-0216-Turn ✓	DFTPP	6613052 B060317	VSC
	2	SV1 38	BSP6-0216-CCU ✓	SVINH	6620055 (500)	
	3	SV1 39	0607162-01 ✓		6617086	
	4	SV1 40	B661823-BLW ✓			
	5	SV1 41	B661823-B51 ✓			
	6	SV1 42	B661823-BSD1 ✓			
	7	SV1 43	0607166-01 ✓			
	8	SV1 44	0607166-02 ✓			
	9	SV1 45	0607166-03 ✓			
	10	SV1 46	0607173-01 ✓			
	11	SV1 47	-09 ✓			
	12	SV1 48	-04 ✓		RR 52	
	13	SV1 49	-11 ✓			
	14	SV1 50	0607173-08 ✓	SVINH	RR 52	
	1	SV1 51	BSP6-0246-Turn ✓	DFTPP	6613052	
	2	SV1 52	BSP6-0246-CCU ✓	SVINH	6620055	
	3	SV1 53	B661931-BLW ✓		6617086	
	4	SV1 54	B661931-B51 X		RR Bad Int.	
	5	SV1 55	B661931-BSD1 ✓			
	6	SV1 56	0607246-01 ✓			
	7	SV1 57	B661931-M51 ✓			
	8	SV1 58	B661931-M51 ✓			
7/20/06	9	SV1 59	0607246-02 ✓	SVINH		VSC

ANALYSIS SEQUENCE

BPG0254

Instrument: SVOA-MS1

Calibration ID: UNASSIGNED *SVINH*

Lab Number	Analysis	Container	Order	Position	STD ID	ISTD ID	Client
BPG0254-TUN1	QC		1		6G13052		
BPG0254-CCV1	QC		2		6G20055	6G17086	
BG61931-BS1	QC		3			6G17086	
0607173-04RE1	SVOC: 8270/3541 ppb PAH	A	4			6G17086	MACTEC Engineering & Consulting, Inc
0607173-08RE1	SVOC: 8270/3541 ppb PAH	A	5			6G17086	MACTEC Engineering & Consulting, Inc
0607173-12	SVOC: 8270/3541 ppb PAH	A	6			6G17086	MACTEC Engineering & Consulting, Inc
0607173-15	SVOC: 8270/3541 ppb PAH	A	7			6G17086	MACTEC Engineering & Consulting, Inc
0607173-07	SVOC: 8270/3541 ppb PAH	A	8			6G17086	MACTEC Engineering & Consulting, Inc
0607173-14	SVOC: 8270/3541 ppb PAH	A	9			6G17086	MACTEC Engineering & Consulting, Inc
0607173-10	SVOC: 8270/3541 ppb PAH	A	10			6G17086	MACTEC Engineering & Consulting, Inc
0607173-05	SVOC: 8270/3541 ppb PAH	A	11			6G17086	MACTEC Engineering & Consulting, Inc
0607173-13	SVOC: 8270/3541 ppb PAH	A	12			6G17086	MACTEC Engineering & Consulting, Inc
0607173-06	SVOC: 8270/3541 ppb PAH	A	13			6G17086	MACTEC Engineering & Consulting, Inc
0607173-10RE1	SVOC: 8270/3541 ppb PAH	A	14			6G17086	MACTEC Engineering & Consulting, Inc

Samples Loaded By _____

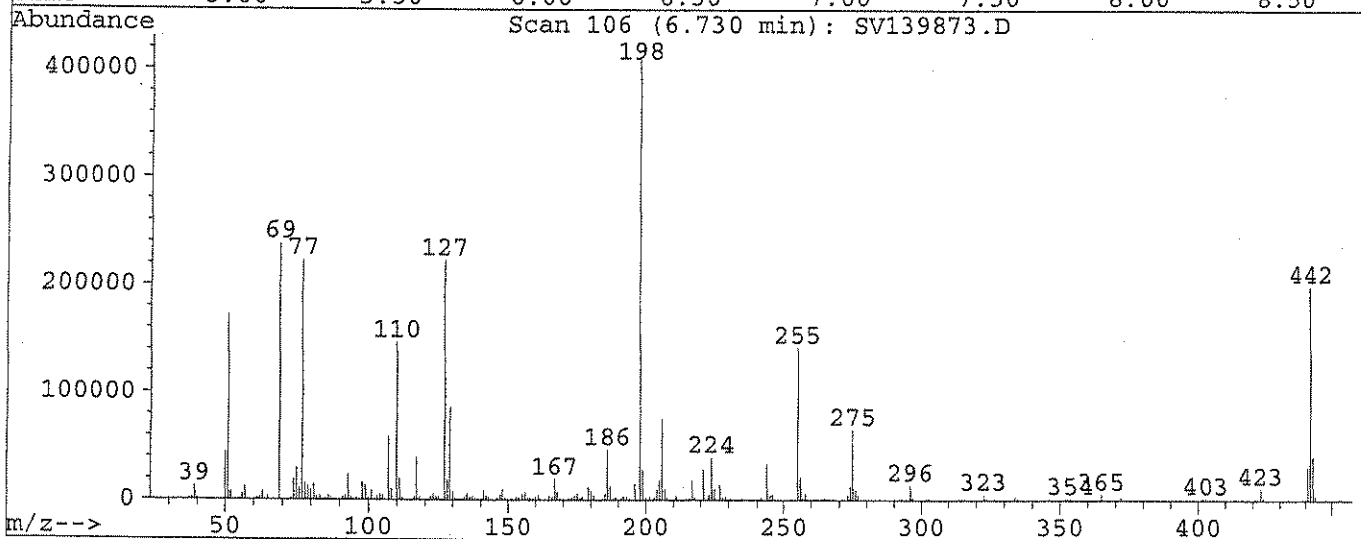
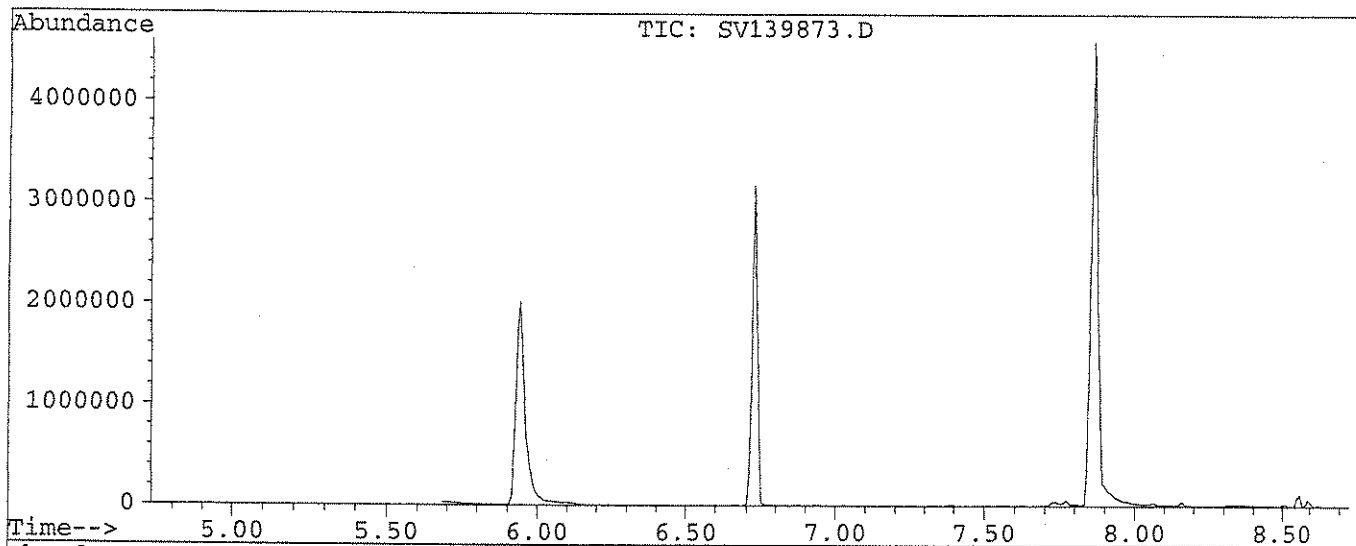
Date _____

Data Processed By _____

Date _____

Data File : Q:\SVOA\MS1_MD\MD0706\MD072106\SV139873.D Vial: 1
 Acq On : 21 Jul 106 8:51 am Operator: VSC
 Sample : BPG0254-TUN1 Inst : SVOA-MS1
 Misc : Multiplr: 1.00

Method : C:\HPCHEM\1\METHODS\DFTPP.M
 Title : daily instrument eval mix



Peak Apex is scan: 106

Target Mass	Rel. to Mass	Lower Limit%	Upper Limit%	Rel. Abn%	Raw Abn	Result Pass/Fail
51	198	30	60	42.0	171968	PASS
68	69	0	2	0.0	0	PASS
69	198	0	100	58.2	238080	PASS
70	69	0	2	0.0	0	PASS
127	198	40	60	54.3	222464	PASS
197	198	0	1	0.0	0	PASS
198	198	100	100	100.0	409344	PASS
199	198	5	9	6.8	27776	PASS
275	198	10	30	15.9	65288	PASS
365	198	1	100	1.3	5257	PASS
441	443	0	100	74.9	30144	PASS
442	198	40	110	48.6	199104	PASS
443	442	17	23	20.2	40240	PASS

Data File : Q:\SVOA\MS1_MD\MD0706\MD072106\SV139874.D Vial: 2
 Acq On : 21 Jul 106 9:11 am Operator: VSC
 Sample : BPG0254-CCV1 Inst : SVOA-MS1
 Misc : Multiplr: 1.00
 Quant Time: Jul 21 9:39 19106

Method : C:\HPCHEM\1\METHODS\SV1NH.M
 Title : ELEMENT ID: 0607014(SOIL) 0607015(AQUEOUS)
 Last Update : Fri Jul 21 08:09:08 2006
 Response via : Multiple Level Calibration

Internal Standards	R.T.	QIon	Response	Conc	Units	Dev(Min)
1) 1,4-Dichlorobenzene-d4	3.42	152	617679	40.00	ng/uL	0.00
22) Naphthalene-d8	4.73	136	2177082	40.00	ng/uL	-0.02
38) Acenaphthene-d10	7.00	164	989729	40.00	ng/uL	-0.02
59) Phenanthrene-d10	9.48	188	1387914	40.00	ng/uL	-0.03
74) Chrysene-d12	14.58	240	1130429	40.00	ng/uL	-0.03
82) Perylene-d12	17.17	264	1153741	40.00	ng/uL	-0.04

System Monitoring Compounds	R.T.	QIon	Response	Conc	Units	%Recovery
4) 2-Fluorophenol (SURR)	1.31	112	577220	25.25	ng/uL	16.83%
6) Phenol-d5 (SURR)	3.12	99	1575964	55.22	ng/uL	36.81%
10) 2-Chlorophenol-d4 (SURR)	3.20	132	1165136	52.96	ng/uL	35.31%
13) 1,2 Dichlorobenzene-d4 (SUR)	3.62	152	671325	52.02	ng/uL	52.02%
23) Nitrobenzene-d5 (SURR)	4.05	82	1109110	52.89	ng/uL	52.89%
42) 2-Fluorobiphenyl (SURR)	6.06	172	1633247	53.10	ng/uL	53.10%
64) 2,4,6-Tribromophenol (SURR)	8.31	330	204258	48.23	ng/uL	32.15%
76) Terphenyl-d14 (SURR)	12.62	244	1381282	49.43	ng/uL	49.43%

Target Compounds	R.T.	QIon	Response	Conc	Units	Qvalue
2) N-Nitrosodimethylamine	0.67	74	35309	32.53	ng/uL	78
3) Pyridine	0.67	79	62917	32.88	ng/uL	94
5) bis(2-Chloroethyl) ether	3.19	93	1273721	53.83	ng/uL	96
7) 2-Chlorophenol	3.22	128	1161623	52.38	ng/uL	98
8) Phenol	3.14	94	1960436	55.39	ng/uL	76
9) Aniline	3.09	93	1900729	52.90	ng/uL	88
11) 1,3-Dichlorobenzene	3.37	146	1224743	51.54	ng/uL	100
12) 1,4-Dichlorobenzene	3.44	146	1218584	50.58	ng/uL	99
14) 1,2-Dichlorobenzene	3.64	146	1044933	49.61	ng/uL	100
15) Benzyl Alcohol	3.64	79	804613	50.90	ng/uL	88
16) bis(2-chloroisopropyl) Ethe	3.81	45	1502042	54.54	ng/uL	99
17) 2-Methylphenol	3.80	108	1083224	53.09	ng/uL	100
18) Acetophenone	3.91	105	1456572	52.00	ng/uL	89
19) N-Nitroso-Di-n-Propylamine	3.96	70	719432	49.85	ng/uL	97
20) Hexachloroethane	3.95	117	462990	50.83	ng/uL	99
21) 3+4-Methylphenol	3.97	108	1072693	51.62	ng/uL	100
24) Nitrobenzene	4.07	77	1071532	52.44	ng/uL	97
25) Isophorone	4.31	82	2116404	51.45	ng/uL	97
26) 2-Nitrophenol	4.37	139	692106	53.27	ng/uL	94
27) Benzoic Acid	4.70	105	859334	48.91	ng/uL	97
28) 2,4-Dimethylphenol	4.46	107	1007442	53.63	ng/uL	99
29) bis(2-Chloroethoxy)methane	4.55	93	1453905	52.91	ng/uL	99
30) 2,4-Dichlorophenol	4.62	162	795448	50.80	ng/uL	97
31) 1,2,4-Trichlorobenzene	4.70	180	765128	49.71	ng/uL	99
32) Naphthalene	4.75	128	2653401	50.48	ng/uL	100
33) 4-Chloroaniline	4.86	127	1265797	54.22	ng/uL	100
34) Hexachlorobutadiene	4.96	225	348704	51.66	ng/uL	99
35) 4-Chloro-3-Methylphenol	5.45	107	921049	54.33	ng/uL	94
36) 2-Methylnaphthalene	5.53	142	1798870	50.62	ng/uL	98
37) 1-Methylnaphthalene	5.67	142	1797698	50.71	ng/uL	100
39) Hexachlorocyclopentadiene	5.83	237	358284	60.58	ng/uL	99
40) 2,4,6-Trichlorophenol	5.96	196	475841	50.58	ng/uL	98
41) 2,4,5-Trichlorophenol	6.02	196	534550	54.07	ng/uL	100
43) Biphenyl	6.17	154	1780519	48.88	ng/uL	97
44) 2-Chloronaphthalene	6.16	162	1362227	42.24	ng/uLm	99
45) Dimethylphthalate	6.73	163	1642740	50.54	ng/uL	99
46) Acenaphthylene	6.76	152	2639491	53.30	ng/uL	99
47) 2,6-Dinitrotoluene	6.81	165	474239	52.97	ng/uL	98
48) 2-Nitroaniline	6.39	65	527309	51.57	ng/uL	84

(#) = qualifier out of range (m) = manual integration
 SV139874.D SV1NH.M Fri Jul 21 09:40:05 2006

Data File : Q:\SVOA\MS1_MD\MD0706\MD072106\SV139874.D Vial: 2
 Acq On : 21 Jul 106 9:11 am Operator: VSC
 Sample : BPG0254-CCV1 Inst : SVOA-MS1
 Misc : Multiplr: 1.00
 Quant Time: Jul 21 9:39 19106

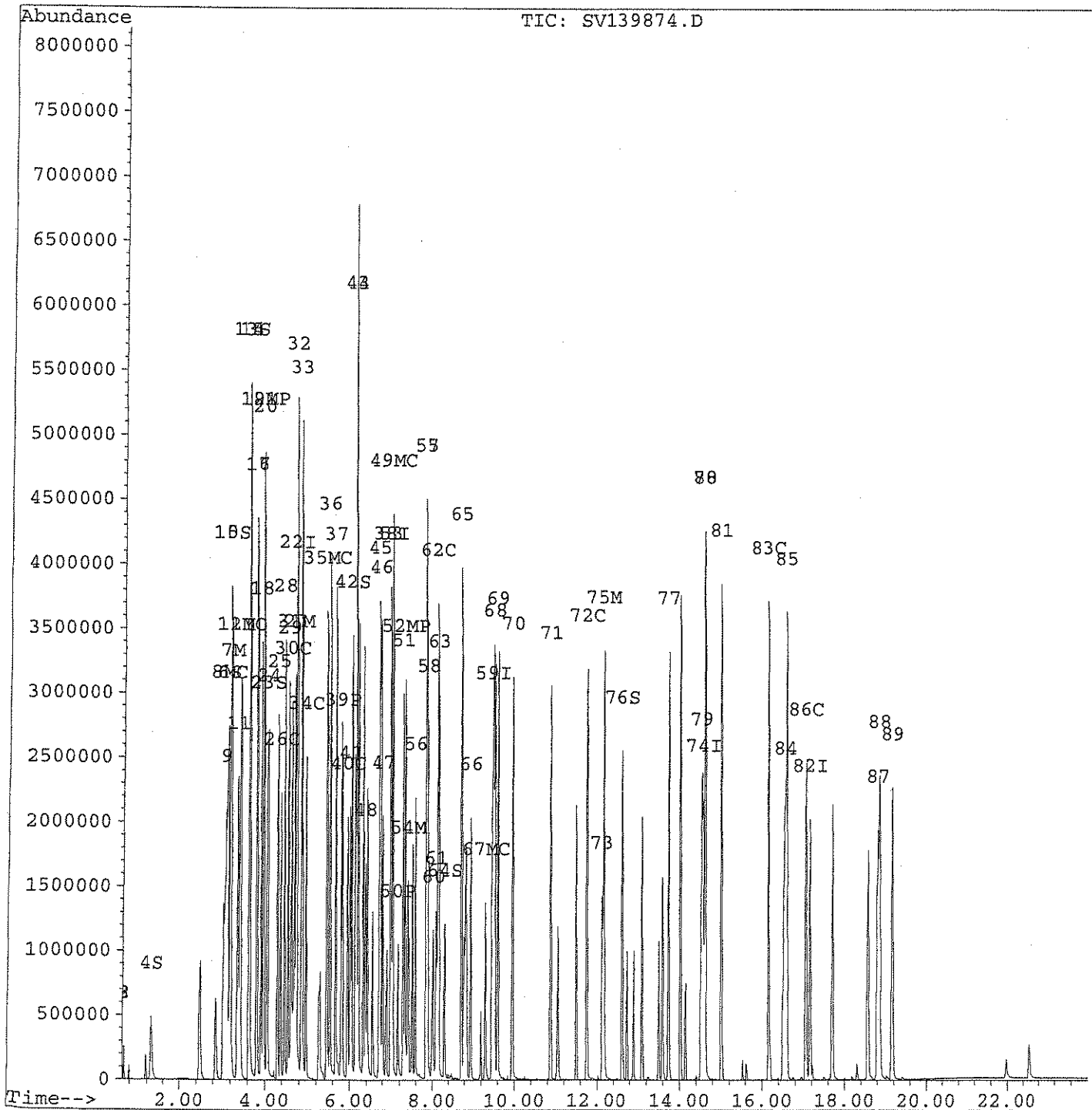
Method : C:\HPCHEM\1\METHODS\SV1NH.M
 Title : ELEMENT ID: 0607014(SOIL) 0607015(AQUEOUS)
 Last Update : Fri Jul 21 08:09:08 2006
 Response via : Multiple Level Calibration

Compound	R.T.	QIon	Response	Conc	Unit	Qvalue
49) Acenaphthene	7.05	153	1548316	53.61	ng/uL	100
50) 2,4-Dinitrophenol	7.17	184	298838	52.11	ng/uL	98
51) Dibenzofuran	7.30	168	2147664	52.83	ng/uL	98
52) 4-Nitrophenol	7.36	65	327857	53.28	ng/uL	99
53) 3-Nitroaniline	7.01	65	574054	51.95	ng/uL	94
54) 2,4-Dinitrotoluene	7.42	165	614354	53.85	ng/uL	94
55) Fluorene	7.86	166	1685561	54.60	ng/uL	99
56) 2,3,4,6-Tetrachlorophenol	7.60	232	389297	53.80	ng/uL	98
57) Diethylphthalate	7.87	149	1778598	54.14	ng/uL	98
58) 4-Chloro-phenyl-phenyl eth	7.90	204	727719	53.86	ng/uL	97
60) 4-Nitroaniline	8.03	138	651601	53.57	ng/uL	92
61) 4,6-Dinitro-2-Methylphenol	8.10	198	379308	51.75	ng/uL	84
62) N-nitrosodiphenylamine	8.14	169	1427710	51.98	ng/uL	100
63) Azobenzene	8.17	77	2212092	53.40	ng/uL	99
65) 4-Bromophenyl-phenylether	8.74	248	374458	50.44	ng/uL	89
66) Hexachlorobenzene	8.95	284	422151	49.56	ng/uL	86
67) Pentachlorophenol	9.31	266	274182	51.28	ng/uL	99
68) Phenanthrene	9.53	178	2198832	50.57	ng/uL	99
69) Anthracene	9.61	178	2283583	52.01	ng/uL	100
70) Carbazole	9.96	167	2299994	50.85	ng/uL	99
71) Di-n-butylphthalate	10.89	149	3420438	53.02	ng/uL	99
72) Fluoranthene	11.76	202	2190693	52.07	ng/uL	89
73) Benzidine	12.12	184	1033039	51.67	ng/uL	92
75) Pyrene	12.17	202	2298083	49.22	ng/uL	93
77) Butylbenzylphthalate	13.76	149	1534140	52.86	ng/uL	98
78) 3,3'-Dichlorobenzidine	14.63	252	675984	47.91	ng/uL	95
79) Benzo(a)anthracene	14.54	228	2013472	49.41	ng/uL	99
80) Chrysene	14.63	228	1721330	49.46	ng/uL	99
81) bis(2-Ethylhexyl)phthalate	15.01	149	2050908	53.89	ng/uL	96
83) Di-n-octylphthalate	16.16	149	3648980	54.07	ng/uL	100
84) Benzo(b)fluoranthene	16.56	252	2346350	53.19	ng/uL	97
85) Benzo(k)fluoranthene	16.61	252	1391280	51.69	ng/uL	98
86) Benzo(a)pyrene	17.07	252	1847171	53.69	ng/uL	95
87) Indeno(1,2,3-Cd)Pyrene	18.82	276	1961135	58.86	ng/uL	100
88) Dibenzo(a,h)Anthracene	18.87	278	1598014	57.16	ng/uL	94
89) Benzo(g,h,i)perylene	19.18	276	1668235	60.06	ng/uL	94

(#) = qualifier out of range (m) = manual integration
 SV139874.D SV1NH.M Fri Jul 21 09:40:07 2006

Data File : Q:\SVOA\MS1_MD\MD0706\MD072106\SV139874.D Vial: 2
Acq On : 21 Jul 106 9:11 am Operator: VSC
Sample : BPG0254-CCV1 Inst : SVOA-MS1
Misc : Multiplr: 1.00
Quant Time: Jul 21 9:39 19106

Method : C:\HPCHEM\1\METHODS\SV1NH.M
Title : ELEMENT ID: 0607014(SOIL) 0607015(AQUEOUS)
Last Update : Fri Jul 21 08:09:08 2006
Response via : Multiple Level Calibration



Data File : Q:\SVOA\MS1_MD\MD0706\MD072106\SV139874.D Vial: 2
 Acq On : 21 Jul 106 9:11 am Operator: VSC
 Sample : BPG0254-CCV1 Inst : SVOA-MS1
 Misc : Multiplr: 1.00

Method : C:\HPCHEM\1\METHODS\SV1NH.M
 Title : ELEMENT ID: 0607014(SOIL) 0607015(AQUEOUS)
 Last Update : Fri Jul 21 08:09:08 2006
 Response via : Multiple Level Calibration

Min. RRF : 0.000 Min. Rel. Area : 50% Max. R.T. Dev 0.50min
 Max. RRF Dev : 30% Max. Rel. Area : 200%

	Compound	AvgRF	CCRF	%Dev	Area%	Dev(min)
1 I	1,4-Dichlorobenzene-d4	1.000	1.000	0.0	120	0.00
2	N-Nitrosodimethylamine	0.070	0.046	34.9#	85	0.00
3	Pyridine	0.124	0.081	34.2#	83	0.00
4 S	2-Fluorophenol (SURR)	1.480	0.748	49.5#	61	0.00
5	bis(2-Chloroethyl) ether	1.532	1.650	-7.7	124	-0.01
6 S	Phenol-d5 (SURR)	1.848	2.041	-10.4	128	-0.01
7 M	2-Chlorophenol	1.436	1.505	-4.8	124	-0.01
8 MC	Phenol	2.292	2.539	-10.8	135	0.00
9	Aniline	2.327	2.462	-5.8	126	0.00
10 S	2-Chlorophenol-d4 (SURR)	1.425	1.509	-5.9	123	-0.01
11	1,3-Dichlorobenzene	1.539	1.586	-3.1	126	0.00
12 MC	1,4-Dichlorobenzene	1.560	1.578	-1.2	120	0.00
13 S	1,2 Dichlorobenzene-d4 (SURR)	0.836	0.869	-4.0	121	-0.01
14	1,2-Dichlorobenzene	1.364	1.353	0.8	118	-0.01
15	Benzyl Alcohol	1.024	1.042	-1.8	119	0.00
16	bis(2-chloroisopropyl) Ether	1.784	1.945	-9.1	127	0.00
17	2-Methylphenol	1.321	1.403	-6.2	124	0.00
18	Acetophenone	1.814	1.887	-4.0	124	0.00
19 MP	N-Nitroso-Di-n-Propylamine	0.935	0.932	0.3	120	0.00
20	Hexachloroethane	0.590	0.600	-1.7	123	-0.02
21	3+4-Methylphenol	1.346	1.389	-3.2	117	0.00
22 I	Naphthalene-d8	1.000	1.000	0.0	118	-0.02
23 S	Nitrobenzene-d5 (SURR)	0.385	0.408	-5.8	125	0.00
24	Nitrobenzene	0.375	0.394	-4.9	122	0.00
25	Isophorone	0.756	0.778	-2.9	126	-0.01
26 C	2-Nitrophenol	0.239	0.254	-6.5	124	0.00
27	Benzoic Acid	0.298	0.316	-6.1	119	0.00
28	2,4-Dimethylphenol	0.345	0.370	-7.3	132	0.00
29	bis(2-Chloroethoxy)methane	0.505	0.534	-5.8	131	0.00
30 C	2,4-Dichlorophenol	0.288	0.292	-1.6	120	0.00
31 M	1,2,4-Trichlorobenzene	0.283	0.281	0.6	120	0.00
32	Naphthalene	0.966	0.975	-1.0	120	-0.02
33	4-Chloroaniline	0.429	0.465	-8.4	123	0.00
34 C	Hexachlorobutadiene	0.124	0.128	-3.3	119	-0.02
35 MC	4-Chloro-3-Methylphenol	0.311	0.338	-8.7	121	0.00
36	2-Methylnaphthalene	0.653	0.661	-1.2	121	-0.02
37	1-Methylnaphthalene	0.651	0.661	-1.4	121	0.00
38 I	Acenaphthene-d10	1.000	1.000	0.0	119	-0.02
39 P	Hexachlorocyclopentadiene	0.239	0.290	-21.2	164	-0.02
40 C	2,4,6-Trichlorophenol	0.380	0.385	-1.2	119	-0.02
41	2,4,5-Trichlorophenol	0.400	0.432	-8.1	122	0.00
42 S	2-Fluorobiphenyl (SURR)	1.243	1.320	-6.2	119	-0.02
43	Biphenyl	1.472	1.439	2.2	117	-0.02
44	2-Chloronaphthalene	1.303	1.101	15.5	100	-0.02
45	Dimethylphthalate	1.314	1.328	-1.1	116	-0.02
46	Acenaphthylene	2.001	2.134	-6.6	122	-0.02
47	2,6-Dinitrotoluene	0.362	0.383	-5.9	122	-0.02
48	2-Nitroaniline	0.413	0.426	-3.1	126	0.00
49 MC	Acenaphthene	1.167	1.252	-7.2	120	-0.02
50 P	2,4-Dinitrophenol	0.199	0.242	-21.1	131	-0.02
51	Dibenzofuran	1.643	1.736	-5.7	121	-0.02
52 MP	4-Nitrophenol	0.249	0.265	-6.6	118	-0.02
53	3-Nitroaniline	0.447	0.464	-3.9	123	-0.02

(#) = Out of Range
 SV139874.D SV1NH.M

Fri Jul 21 09:40:33 2006

Page 1

Data File : Q:\SVOA\MS1_MD\MD0706\MD072106\SV139874.D Vial: 2
 Acq On : 21 Jul 106 9:11 am Operator: VSC
 Sample : BPG0254-CCV1 Inst : SVOA-MS1
 Misc : Multiplr: 1.00

Method : C:\HPCHEM\1\METHODS\SV1NH.M
 Title : ELEMENT ID: 0607014(SOIL) 0607015(AQUEOUS)
 Last Update : Fri Jul 21 08:09:08 2006
 Response via : Multiple Level Calibration

Min. RRF : 0.000 Min. Rel. Area : 50% Max. R.T. Dev 0.50min
 Max. RRF Dev : 30% Max. Rel. Area : 200%

	Compound	AvgRF	CCRF	%Dev	Area%	Dev(min)
54 M	2,4-Dinitrotoluene	0.461	0.497	-7.7	123	-0.03
55	Fluorene	1.248	1.362	-9.2	121	-0.02
56	2,3,4,6-Tetrachlorophenol	0.292	0.315	-7.6	122	-0.02
57	Diethylphthalate	1.328	1.438	-8.3	122	-0.03
58	4-Chloro-phenyl-phenyl ethe	0.546	0.588	-7.7	118	-0.03
59 I	Phenanthrene-d10	1.000	1.000	0.0	117	-0.03
60	4-Nitroaniline	0.351	0.376	-7.1	127	-0.02
61	4,6-Dinitro-2-Methylphenol	0.195	0.219	-12.0	126	-0.02
62 C	N-nitrosodiphenylamine	0.792	0.823	-4.0	118	-0.03
63	Azobenzene	1.194	1.275	-6.8	125	-0.02
64 S	2,4,6-Tribromophenol (SURR)	0.122	0.118	3.5	116	-0.03
65	4-Bromophenyl-phenylether	0.214	0.216	-0.9	120	-0.03
66	Hexachlorobenzene	0.245	0.243	0.9	121	-0.03
67 MC	Pentachlorophenol	0.145	0.158	-9.3	131	-0.03
68	Phenanthrene	1.253	1.267	-1.1	118	-0.03
69	Anthracene	1.265	1.316	-4.0	120	-0.03
70	Carbazole	1.304	1.326	-1.7	116	-0.03
71	Di-n-butylphthalate	1.859	1.972	-6.0	123	-0.02
72 C	Fluoranthene	1.213	1.263	-4.1	124	-0.02
73	Benzidine	0.576	0.595	-3.3	131	-0.03
74 I	Chrysene-d12	1.000	1.000	0.0	123	-0.03
75 M	Pyrene	1.652	1.626	1.6	119	-0.03
76 S	Terphenyl-d14 (SURR)	0.989	0.978	1.1	120	-0.04
77	Butylbenzylphthalate	1.027	1.086	-5.7	126	-0.03
78	3,3'-Dichlorobenzidine	0.499	0.478	4.2	114	-0.03
79	Benzo(a)anthracene	1.442	1.425	1.2	123	-0.04
80	Chrysene	1.231	1.218	1.1	120	-0.03
81	bis(2-Ethylhexyl)phthalate	1.347	1.451	-7.8	130	-0.03
82 I	Perylene-d12	1.000	1.000	0.0	125	-0.04
83 C	Di-n-octylphthalate	2.340	2.530	-8.1	133	-0.03
84	Benzo(b)fluoranthene	1.529	1.627	-6.4	136	-0.02
85	Benzo(k)fluoranthene	1.015	0.965	4.9	119	-0.02
86 C	Benzo(a)pyrene	1.193	1.281	-7.4	132	-0.04
87	Indeno(1,2,3-Cd)Pyrene	1.155	1.360	-17.7	137	-0.03
88	Dibenzo(a,h)Anthracene	0.969	1.108	-14.3	137	-0.03
89	Benzo(g,h,i)perylene	0.963	1.157	-20.1	140	-0.03

(#) = Out of Range SPCC's out = 0 CCC's out = 0
 SV139874.D SV1NH.M Fri Jul 21 09:40:40 2006

**ESS LABORATORY
GCMS1 RUN LOG**

COLUMN DB5MS

BATCH DATE	VIAL #	FILE #	LAB ID	METHOD	COMMENTS / DILUTION / STANDARD ID	ANALYST
7/26/06	10	SV1 398 60	0607246-03	SVINH	6617086	ISC
	11	SV1 61	-04			
	12	SV1 62	-05			
	13	SV1 63	-06			
	14	SV1 64	0607246-07			
	15	SV1 65	BG-61928-341			
	16	SV1 66	BG-61928-051			
	17	SV1 67	BG-61928-052			
	18	SV1 68	0607235-01			
	19	SV1 69	0607235-02			
	20	SV1 70	BG-61928-MS1			
	21	SV1 71	BG-61928-MS2			
7/26/06	22	SV1 72	0607235-03	SVINH	6617086	ISC
7/21/06	1	SV1 73	BG-0254-TM1	DT-TPP	6613052	ISC
	2	SV1 74	BG-0254-TM2	SVINH	6620055	
	3	SV1 75	BG-61931-BS1		6617086	
	4	SV1 76	0607173-04			
	5	SV1 77	0607173-08			
	6	SV1 78	0607173-12			
	7	SV1 79	0607246-01		Confirmation Run	
	8	SV1 80	0607173-15			
	9	SV1 81	-07			
	10	SV1 82	-14			
	11	SV1 83	-10		RR Bad Ins.	
	11	SV1 84	-10		RR 20X	
	12	SV1 85	-05		RR 15	
	13	SV1 86	-13		RR 20X	
	14	SV1 87	-06		RR 10X	
	15	SV1 88	0607173-10	SVINH	20X (SRB)	
7/21/06	1	SV1 89	BG-0254-TM1	DT-TPP	6613052	ISC

**ESS LABORATORY
GCMS1 RUN LOG**

COLUMN DB5MS

BATCH DATE	VIAL #	FILE #	LAB ID	METHOD	COMMENTS / DILUTION / STANDARD ID	ANALYST
7/21/06	2	SV1 39890	BPF0276-(LUI)	SVINH	0620655	VSC
	3	SV1 91	B662047-BLW		6817086	
	4	SV1 92	B662047-B51		✓	
	5	SV1 93	B662047-B501		✓	
	6	SV1 94	0607274-01		✓	
	7	SV1 95	0607274-02		✓	
	8	SV1 96	B662047-B51		✓	
	9	SV1 97	B662047-M501		✓	
	10	SV1 98	0607274-03		✓	
	11	SV1 39899	-04		✓	
	12	SV1 39900	-05		✓	
	13	SV1 01	-06		✓	
	14	SV1 02	-07		✓	
	15	SV1 03	-08		✓	
	16	SV1 04	✓ -09		✓	
	17	SV1 05	0607274-10		✓	
	18	SV1 06	B661916-BLW		✓	
	19	SV1 07	B661916-B51		✓	
	20	SV1 08	B661916-B501		✓	
	21	SV1 09	0607173 VSC 7/21/06		0607173-13	
7/21/06	22	SV1 10	0607173-06	SVINH	10x ✓ VSC	VSC
7/21/06	1	SV1 11	B662277-TUN1	DETPP	662005 B662278(06) 662002-53	M
	2	SV1 12	-CU1	SVINH	662005	
	3	SV1 13	0607200-01		✓	
	4	SV1 14	-02		✓	
	5	SV1 15	-03		✓	
	6	SV1 16	-04		✓	
	7	SV1 17	-04M1		✓	
	8	SV1 18	B662124-B101		✓	
7/21/06	9	SV1 19	-031	SVINH	✓	M

ANALYSIS SEQUENCE

BPG0148

Instrument: SVOA-MS1

Calibration ID: ~~UNASSIGNED~~ SVINH

Lab Number	Analysis	Container	Order	Position	STD ID	ISTD ID	Client
BPG0148-TUN1	QC		1		6G13052		
BPG0148-CCV1	QC		2		6G10021	6G01034	
0607134-02	SVOC: 8270/3541 ppb PAH	A	3			6G01034	MACTEC Engineering & Consulting, In
BG61704-BLK1	QC		4			6G01034	
BG61704-BS1	QC		5			6G01034	
BG61704-BSD1	QC		6			6G01034	
0607164-15	SVOC: 8270/3541 ppb PAH	A	7			6G01034	MACTEC Engineering & Consulting, In
BG61704-MS1	QC		8			6G01034	
BG61704-MSD1	QC		9			6G01034	
0607173-16	SVOC: 8270/3541 ppb PAH	A	10			6G01034	MACTEC Engineering & Consulting, In
0607173-18	SVOC: 8270/3541 ppb PAH	A	11			6G01034	MACTEC Engineering & Consulting, In

Samples Loaded By

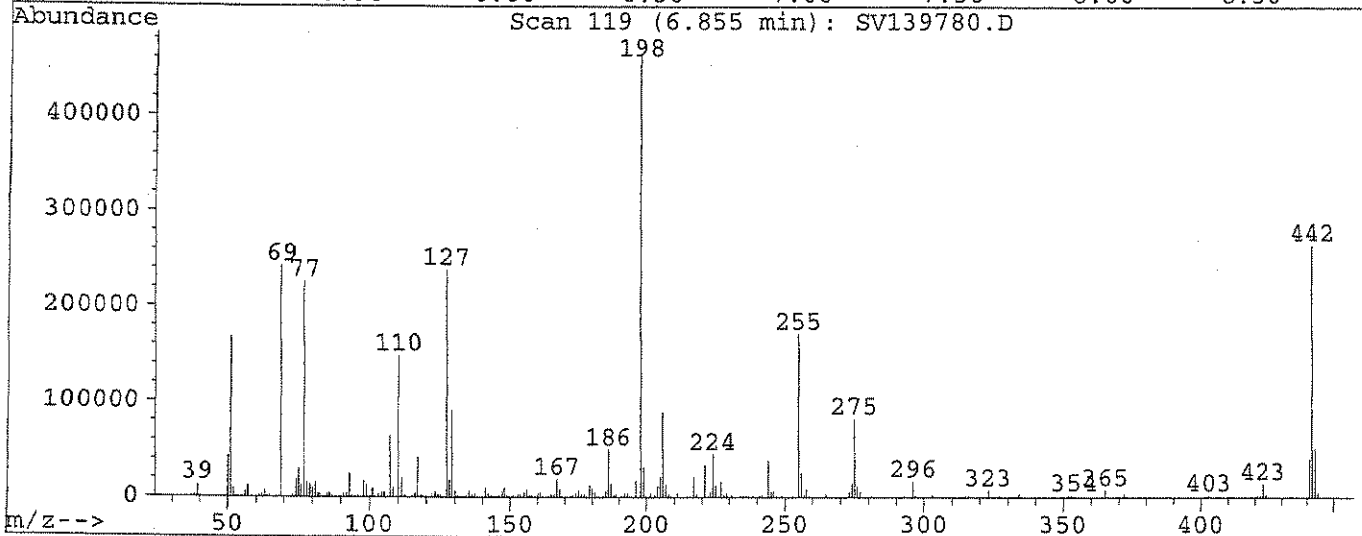
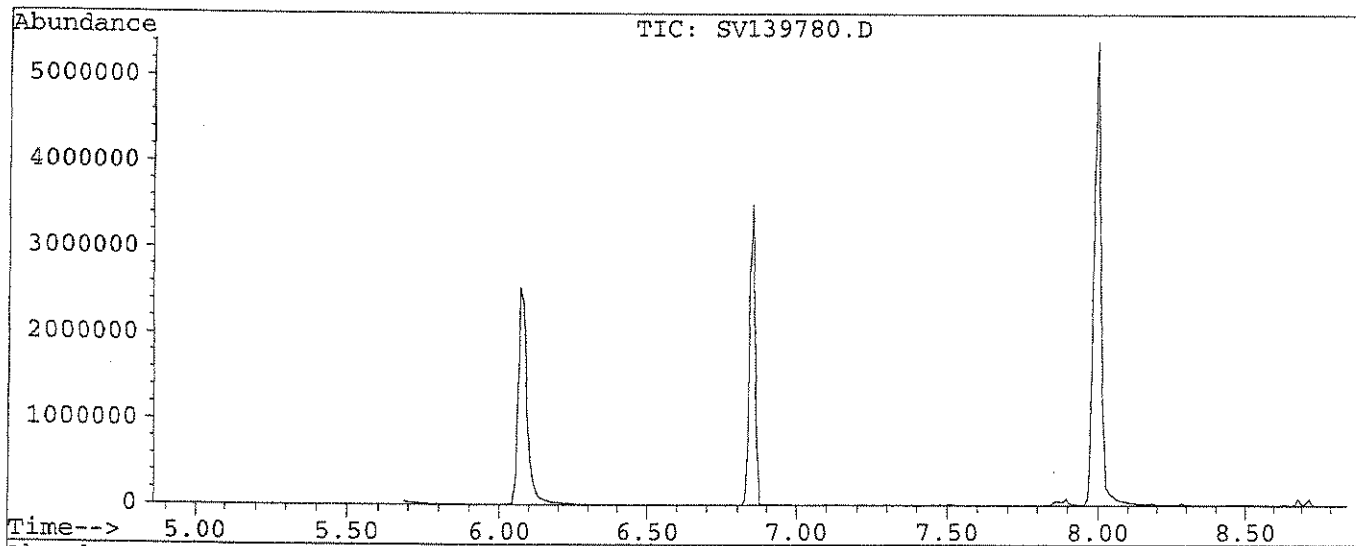
Date

Data Processed By

Date

Data File : Q:\SVOA\MS1_MD\MD0706\MD071806\SV139780.D Vial: 1
 Acq On : 18 Jul 106 9:56 am Operator: VSC
 Sample : BPG0148-TUN1 Inst : SVOA-MS1
 Misc : Multiplr: 1.00

Method : C:\HPCHEM\1\METHODS\SV1NH.M
 Title : ELEMENT ID: 0607014(SOIL) 0607015(AQUEOUS)



Peak Apex is scan: 119

Target Mass	Rel. to Mass	Lower Limit%	Upper Limit%	Rel. Abn%	Raw Abn	Result Pass/Fail
51	198	30	60	36.3	167808	PASS
68	69	0	2	0.0	0	PASS
69	198	0	100	52.3	241984	PASS
70	69	0	2	0.0	0	PASS
127	198	40	60	51.5	238080	PASS
197	198	0	1	0.0	0	PASS
198	198	100	100	100.0	462400	PASS
199	198	5	9	6.8	31232	PASS
275	198	10	30	17.7	81792	PASS
365	198	1	100	1.6	7296	PASS
441	443	0	100	77.4	39480	PASS
442	198	40	100	57.4	265344	PASS
443	442	17	23	19.2	50984	PASS

Data File : Q:\SVOA\MS1_MD\MD0706\MD071806\SV139781.D Vial: 2
 Acq On : 18 Jul 106 10:16 am Operator: VSC
 Sample : BPG0148-CCV1 Inst : SVOA-MS1
 Misc : Multiplr: 1.00
 Quant Time: Jul 18 10:47 19106

Method : C:\HPCHEM\1\METHODS\SV1NH.M
 Title : ELEMENT ID: 0607014(SOIL) 0607015(AQUEOUS)
 Last Update : Tue Jul 18 15:00:25 2006
 Response via : Multiple Level Calibration

Internal Standards	R.T.	QIon	Response	Conc	Units	Dev(Min)
1) 1,4-Dichlorobenzene-d4	3.52	152	698935	40.00	ng/uL	-0.04
22) Naphthalene-d8	4.85	136	2468047	40.00	ng/uL	-0.03
38) Acenaphthene-d10	7.15	164	1154515	40.00	ng/uL	-0.06
59) Phenanthrene-d10	9.66	188	1566509	40.00	ng/uL	-0.07
74) Chrysene-d12	14.78	240	1316743	40.00	ng/uL	-0.06
82) Perylene-d12	17.38	264	1401350	40.00	ng/uL	-0.06

System Monitoring Compounds	R.T.	QIon	Response	Conc	Units	%Recovery
4) 2-Fluorophenol (SURR)	1.45	112	1235574	47.76	ng/uL	31.84%
6) Phenol-d5 (SURR)	3.24	99	1786628	55.32	ng/uL	36.88%
10) 2-Chlorophenol-d4 (SURR)	3.31	132	1321380	53.08	ng/uL	35.39%
13) 1,2 Dichlorobenzene-d4 (SUR)	3.73	152	771122	52.81	ng/uL	52.81%
23) Nitrobenzene-d5 (SURR)	4.15	82	1263889	53.17	ng/uL	53.17%
42) 2-Fluorobiphenyl (SURR)	6.20	172	1886752	52.58	ng/uL	52.58%
64) 2,4,6-Tribromophenol (SURR)	8.48	330	245169	51.29	ng/uL	34.19%
76) Terphenyl-d14 (SURR)	12.82	244	1645532	50.56	ng/uL	50.56%

Target Compounds	R.T.	QIon	Response	Conc	Units	Qvalue
2) N-Nitrosodimethylamine	0.71	74	61110	49.75	ng/uL	90
3) Pyridine	0.71	79	104920	48.45	ng/uL	96
5) bis(2-Chloroethyl) ether	3.31	93	1429168	53.37	ng/uL	96
7) 2-Chlorophenol	3.33	128	1299774	51.80	ng/uL	97
8) Phenol	3.26	94	2241190	55.96	ng/uL	76
9) Aniline	3.21	93	2197470	54.05	ng/uL	89
11) 1,3-Dichlorobenzene	3.48	146	1395732	51.91	ng/uLm	100
12) 1,4-Dichlorobenzene	3.54	146	1405318	51.55	ng/uL	99
14) 1,2-Dichlorobenzene	3.75	146	1222718	51.30	ng/uL	99
15) Benzyl Alcohol	3.74	79	879280	49.15	ng/uL	89
16) bis(2-chloroisopropyl) Ethe	3.91	45	1663808	53.39	ng/uL	100
17) 2-Methylphenol	3.90	108	1252923	54.27	ng/uL	99
18) Acetophenone	4.01	105	1643502	51.85	ng/uL	91
19) N-Nitroso-Di-n-Propylamine	4.06	70	811181	49.67	ng/uL	96
20) Hexachloroethane	4.06	117	507600	49.25	ng/uL	87
21) 3+4-Methylphenol	4.07	108	1255630	53.40	ng/uL	96
24) Nitrobenzene	4.17	77	1169339	50.48	ng/uL	99
25) Isophorone	4.41	82	2417458	51.84	ng/uL	98
26) 2-Nitrophenol	4.48	139	815317	55.36	ng/uL	90
27) Benzoic Acid	4.81	105	1050547	52.44	ng/uL	96
28) 2,4-Dimethylphenol	4.56	107	1182858	55.55	ng/uL	97
29) bis(2-Chloroethoxy)methane	4.65	93	1664048	53.42	ng/uL	98
30) 2,4-Dichlorophenol	4.73	162	939164	52.91	ng/uL	99
31) 1,2,4-Trichlorobenzene	4.81	180	888793	50.94	ng/uL	99
32) Naphthalene	4.87	128	3095208	51.95	ng/uL	100
33) 4-Chloroaniline	4.97	127	1406398	53.14	ng/uL	100
34) Hexachlorobutadiene	5.08	225	404863	52.91	ng/uL	99
35) 4-Chloro-3-Methylphenol	5.58	107	1053647	54.82	ng/uL	98
36) 2-Methylnaphthalene	5.66	142	2122222	52.68	ng/uL	99
37) 1-Methylnaphthalene	5.80	142	2039590	50.75	ng/uL	100
39) Hexachlorocyclopentadiene	5.97	237	429041	62.19	ng/uL	99
40) 2,4,6-Trichlorophenol	6.10	196	543702	49.55	ng/uLm	99
41) 2,4,5-Trichlorophenol	6.16	196	639205	55.43	ng/uL	99
43) Biphenyl	6.32	154	2115692	49.79	ng/uL	98
44) 2-Chloronaphthalene	6.31	162	1634420	43.45	ng/uLm	97
45) Dimethylphthalate	6.88	163	1974971	52.09	ng/uL	99
46) Acenaphthylene	6.91	152	3071871	53.18	ng/uL	99
47) 2,6-Dinitrotoluene	6.96	165	548359	52.50	ng/uL	99
48) 2-Nitroaniline	6.53	65	601484	50.43	ng/uL	93

(#) = qualifier out of range (m) = manual integration
 SV139781.D SV1NH.M Tue Jul 18 15:01:41 2006

Data File : Q:\SVOA\MS1_MD\MD0706\MD071806\SV139781.D Vial: 2
 Acq On : 18 Jul 106 10:16 am Operator: VSC
 Sample : BPG0148-CCV1 Inst : SVOA-MS1
 Misc : Multiplr: 1.00
 Quant Time: Jul 18 10:47 19106

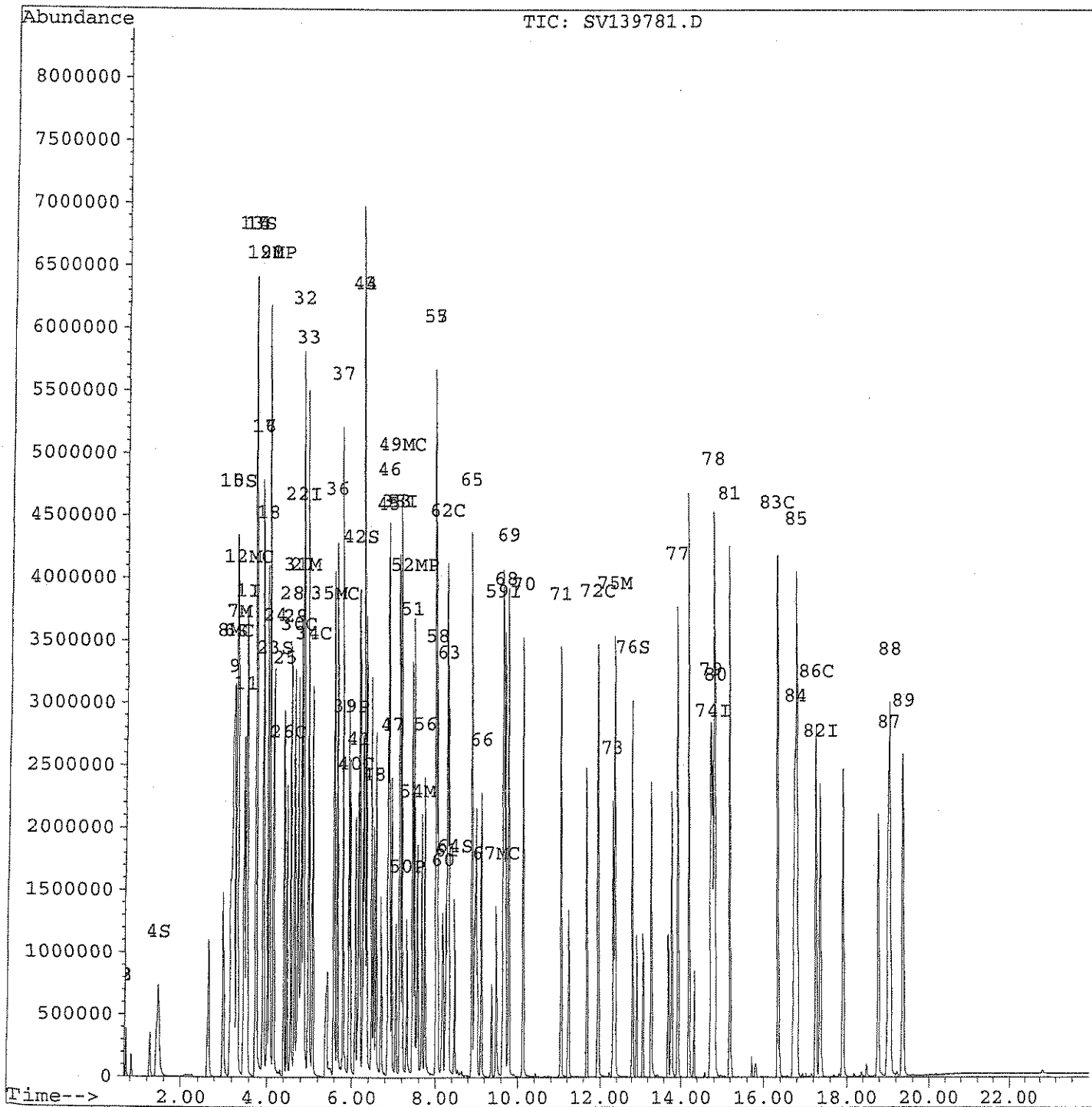
Method : C:\HPCHEM\1\METHODS\SV1NH.M
 Title : ELEMENT ID: 0607014(SOIL) 0607015(AQUEOUS)
 Last Update : Tue Jul 18 15:00:25 2006
 Response via : Multiple Level Calibration

Compound	R.T.	QIon	Response	Conc	Unit	Qvalue
49) Acenaphthene	7.21	153	1799334	53.41	ng/uL	99
50) 2,4-Dinitrophenol	7.32	184	360016	53.64	ng/uL	92
51) Dibenzofuran	7.46	168	2497084	52.66	ng/uL	97
52) 4-Nitrophenol	7.51	65	368404	51.32	ng/uL	95
53) 3-Nitroaniline	7.16	65	686477	53.25	ng/uL	95
54) 2,4-Dinitrotoluene	7.58	165	710932	53.42	ng/uL	90
55) Fluorene	8.03	166	1910592	53.06	ng/uL	100
56) 2,3,4,6-Tetrachlorophenol	7.76	232	457341	54.18	ng/ul	99
57) Diethylphthalate	8.04	149	1992143	51.98	ng/uL	98
58) 4-Chloro-phenyl-phenyl eth	8.07	204	854268	54.20	ng/uL	96
60) 4-Nitroaniline	8.19	138	756304	55.09	ng/uLm	1
61) 4,6-Dinitro-2-Methylphenol	8.27	198	452885	54.67	ng/uLm	97
62) N-nitrosodiphenylamine	8.31	169	1670814	53.90	ng/uLm	99
63) Azobenzene	8.33	77	2551702	54.58	ng/ulm	99
65) 4-Bromophenyl-phenylether	8.91	248	449011	53.58	ng/uLm	91
66) Hexachlorobenzene	9.13	284	501913	52.20	ng/uLm	98
67) Pentachlorophenol	9.48	266	293210	48.85	ng/uLm	98
68) Phenanthrene	9.72	178	2573916	52.45	ng/uLm	100
69) Anthracene	9.80	178	2619163	52.86	ng/uLm	100
70) Carbazole	10.15	167	2731449	53.50	ng/uLm	99
71) Di-n-butylphthalate	11.06	149	3946972	54.20	ng/uLm	100
72) Fluoranthene	11.96	202	2588852	54.52	ng/uLm	93
73) Benzidine	12.31	184	1513925	67.08	ng/ulm	94
75) Pyrene	12.36	202	2700446	49.66	ng/uL	93
77) Butylbenzylphthalate	13.94	149	1752857	51.85	ng/uL	98
78) 3,3'-Dichlorobenzidine	14.82	252	837234	50.94	ng/uL	98
79) Benzo(a)anthracene	14.74	228	2411555	50.81	ng/uLm	96
80) Chrysene	14.84	228	2059473	50.81	ng/uL	99
81) bis(2-Ethylhexyl)phthalate	15.20	149	2337086	52.72	ng/uL	98
83) Di-n-octylphthalate	16.35	149	4148135	50.61	ng/uLm	73
84) Benzo(b)fluoranthene	16.76	252	3112231	58.08	ng/uLm	97
85) Benzo(k)fluoranthene	16.82	252	1329602	37.98	ng/uL	90
86) Benzo(a)pyrene	17.28	252	2208665	52.85	ng/uL	96
87) Indeno(1,2,3-Cd)Pyrene	19.03	276	2425056	59.92	ng/uL	99
88) Dibenzo(a,h)Anthracene	19.07	278	1971947	58.08	ng/uL	100
89) Benzo(g,h,i)perylene	19.39	276	2071131	61.39	ng/uL	98

(#) = qualifier out of range (m) = manual integration
 SV139781.D SV1NH.M Tue Jul 18 15:01:43 2006

Data File : Q:\SVOA\MS1_MD\MD0706\MD071806\SV139781.D Vial: 2
Acq On : 18 Jul 106 10:16 am Operator: VSC
Sample : BPG0148-CCV1 Inst : SVOA-MS1
Misc : Multiplr: 1.00
Quant Time: Jul 18 10:47 19106

Method : C:\HPCHEM\1\METHODS\SV1NH.M
Title : ELEMENT ID: 0607014(SOIL) 0607015(AQUEOUS)
Last Update : Tue Jul 18 15:00:25 2006
Response via : Multiple Level Calibration



Data File : Q:\SVOA\MS1_MD\MD0706\MD071806\SV139781.D Vial: 2
 Acq On : 18 Jul 106 10:16 am Operator: VSC
 Sample : BPG0148-CCV1 Inst : SVOA-MS1
 Misc : Multiplr: 1.00

Method : C:\HPCHEM\1\METHODS\SV1NH.M
 Title : ELEMENT ID: 0607014(SOIL) 0607015(AQUEOUS)
 Last Update : Tue Jul 18 15:00:25 2006
 Response via : Multiple Level Calibration

Min. RRF : 0.000 Min. Rel. Area : 50% Max. R.T. Dev 0.50min
 Max. RRF Dev : 30% Max. Rel. Area : 200%

	Compound	AvgRF	CCRF	%Dev	Area%	Dev(min)
1 I	1,4-Dichlorobenzene-d4	1.000	1.000	0.0	136	-0.04
2	N-Nitrosodimethylamine	0.070	0.070	0.5	147	-0.01
3	Pyridine	0.124	0.120	3.1	138	-0.01
4 S	2-Fluorophenol (SURR)	1.480	1.414	4.5	130	-0.05
5	bis(2-Chloroethyl)ether	1.532	1.636	-6.7	139	-0.03
6 S	Phenol-d5 (SURR)	1.848	2.045	-10.6	145	-0.03
7 M	2-Chlorophenol	1.436	1.488	-3.6	138	-0.03
8 MC	Phenol	2.292	2.565	-11.9	154	-0.03
9	Aniline	2.327	2.515	-8.1	145	-0.03
10 S	2-Chlorophenol-d4 (SURR)	1.425	1.512	-6.2	140	-0.03
11	1,3-Dichlorobenzene	1.539	1.598	-3.8	143	-0.03
12 MC	1,4-Dichlorobenzene	1.560	1.609	-3.1	138	-0.03
13 S	1,2 Dichlorobenzene-d4 (SURR)	0.836	0.883	-5.6	139	-0.03
14	1,2-Dichlorobenzene	1.364	1.400	-2.6	138	-0.03
15	Benzyl Alcohol	1.024	1.006	1.7	130	-0.03
16	bis(2-chloroisopropyl)Ether	1.784	1.904	-6.8	141	-0.03
17	2-Methylphenol	1.321	1.434	-8.5	144	-0.03
18	Acetophenone	1.814	1.881	-3.7	139	-0.03
19 MP	N-Nitroso-Di-n-Propylamine	0.935	0.928	0.7	136	-0.03
20	Hexachloroethane	0.590	0.581	1.5	135	-0.03
21	3+4-Methylphenol	1.346	1.437	-6.8	137	-0.03
22 I	Naphthalene-d8	1.000	1.000	0.0	134	-0.03
23 S	Nitrobenzene-d5 (SURR)	0.385	0.410	-6.3	142	-0.03
24	Nitrobenzene	0.375	0.379	-1.0	134	-0.03
25	Isophorone	0.756	0.784	-3.7	143	-0.03
26 C	2-Nitrophenol	0.239	0.264	-10.7	146	-0.03
27	Benzoic Acid	0.298	0.341	-14.4	146	-0.02
28	2,4-Dimethylphenol	0.345	0.383	-11.1	155	-0.03
29	bis(2-Chloroethoxy)methane	0.505	0.539	-6.8	150	-0.03
30 C	2,4-Dichlorophenol	0.288	0.304	-5.8	142	-0.04
31 M	1,2,4-Trichlorobenzene	0.283	0.288	-1.9	139	-0.03
32	Naphthalene	0.966	1.003	-3.9	140	-0.03
33	4-Chloroaniline	0.429	0.456	-6.3	137	-0.04
34 C	Hexachlorobutadiene	0.124	0.131	-5.8	139	-0.04
35 MC	4-Chloro-3-Methylphenol	0.311	0.342	-9.6	138	-0.04
36	2-Methylnaphthalene	0.653	0.688	-5.4	143	-0.04
37	1-Methylnaphthalene	0.651	0.661	-1.5	137	-0.04
38 I	Acenaphthene-d10	1.000	1.000	0.0	139	-0.05
39 P	Hexachlorocyclopentadiene	0.239	0.297	-24.4	196	-0.04
40 C	2,4,6-Trichlorophenol	0.380	0.377	0.9	136	-0.04
41	2,4,5-Trichlorophenol	0.400	0.443	-10.9	146	-0.04
42 S	2-Fluorobiphenyl (SURR)	1.243	1.307	-5.2	137	-0.04
43	Biphenyl	1.472	1.466	0.4	139	-0.04
44	2-Chloronaphthalene	1.303	1.133	13.1	120	-0.04
45	Dimethylphthalate	1.314	1.369	-4.2	140	-0.05
46	Acenaphthylene	2.001	2.129	-6.4	142	-0.05
47	2,6-Dinitrotoluene	0.362	0.380	-5.0	141	-0.04
48	2-Nitroaniline	0.413	0.417	-0.9	144	-0.05
49 MC	Acenaphthene	1.167	1.247	-6.8	140	-0.04
50 P	2,4-Dinitrophenol	0.199	0.249	-25.1	158	-0.05
51	Dibenzofuran	1.643	1.730	-5.3	141	-0.05
52 MP	4-Nitrophenol	0.249	0.255	-2.6	132	-0.05
53	3-Nitroaniline	0.447	0.476	-6.5	148	-0.05

(#) = Out of Range
 SV139781.D SV1NH.M

Tue Jul 18 15:02:08 2006

Page 1

Data File : Q:\SVOA\MS1_MD\MD0706\MD071806\SV139781.D Vial: 2
 Acq On : 18 Jul 106 10:16 am Operator: VSC
 Sample : BPG0148-CCV1 Inst : SVOA-MS1
 Misc : Multiplr: 1.00

Method : C:\HPCHEM\1\METHODS\SV1NH.M
 Title : ELEMENT ID: 0607014(SOIL) 0607015(AQUEOUS)
 Last Update : Tue Jul 18 15:00:25 2006
 Response via : Multiple Level Calibration

Min. RRF : 0.000 Min. Rel. Area : 50% Max. R.T. Dev 0.50min
 Max. RRF Dev : 30% Max. Rel. Area : 200%

Compound		AvgRF	CCRF	%Dev	Area%	Dev(min)
54	M 2,4-Dinitrotoluene	0.461	0.493	-6.8	142	-0.05
55	Fluorene	1.248	1.324	-6.1	137	-0.05
56	2,3,4,6-Tetrachlorophenol	0.292	0.317	-8.4	144	-0.05
57	Diethylphthalate	1.328	1.380	-4.0	137	-0.05
58	4-Chloro-phenyl-phenyl ethe	0.546	0.592	-8.4	138	-0.05
59	I Phenanthrene-d10	1.000	1.000	0.0	132	-0.06
60	4-Nitroaniline	0.351	0.386	-10.2	147	-0.05
61	4,6-Dinitro-2-Methylphenol	0.195	0.231	-18.4	150	-0.05
62	C N-nitrosodiphenylamine	0.792	0.853	-7.8	138	-0.05
63	Azobenzene	1.194	1.303	-9.2	144	-0.06
64	S 2,4,6-Tribromophenol (SURRE)	0.122	0.125	-2.6	139	-0.05
65	4-Bromophenyl-phenylether	0.214	0.229	-7.2	144	-0.05
66	Hexachlorobenzene	0.245	0.256	-4.4	144	-0.05
67	MC Pentachlorophenol	0.145	0.150	-3.6	140	-0.06
68	Phenanthrene	1.253	1.314	-4.9	138	-0.05
69	Anthracene	1.265	1.338	-5.7	137	-0.05
70	Carbazole	1.304	1.395	-7.0	138	-0.05
71	Di-n-butylphthalate	1.859	2.016	-8.4	142	-0.05
72	C Fluoranthene	1.213	1.322	-9.0	147	-0.05
73	Benzidine	0.576	0.773	-34.2#	192	-0.06
74	I Chrysene-d12	1.000	1.000	0.0	144	-0.06
75	M Pyrene	1.652	1.641	0.7	140	-0.06
76	S Terphenyl-d14 (SURRE)	0.989	1.000	-1.1	142	-0.05
77	Butylbenzylphthalate	1.027	1.065	-3.7	144	-0.05
78	3,3'-Dichlorobenzidine	0.499	0.509	-1.9	141	-0.06
79	Benzo(a)anthracene	1.442	1.465	-1.6	147	-0.07
80	Chrysene	1.231	1.251	-1.6	144	-0.06
81	bis(2-Ethylhexyl)phthalate	1.347	1.420	-5.4	148	-0.04
82	I Perylene-d12	1.000	1.000	0.0	152	-0.06
83	C Di-n-octylphthalate	2.340	2.368	-1.2	151	-0.05
84	Benzo(b)fluoranthene	1.529	1.777	-16.2	180	-0.07
85	Benzo(k)fluoranthene	1.015	0.759	25.2	114	-0.06
86	C Benzo(a)pyrene	1.193	1.261	-5.7	158	-0.07
87	Indeno(1,2,3-Cd)Pyrene	1.155	1.384	-19.8	170	-0.07
88	Dibenzo(a,h)Anthracene	0.969	1.126	-16.2	169	-0.07
89	Benzo(g,h,i)perylene	0.963	1.182	-22.8	174	-0.06

(#) = Out of Range SPCC's out = 0 CCC's out = 0
 SV139781.D SV1NH.M Tue Jul 18 15:02:16 2006

ESS LABORATORY
GCMS1 RUN LOG

⊗ vs 7/18/06
6 errors

COLUMN DB5MS

BATCH DATE	VIAL #	FILE #	LAB ID	METHOD	COMMENTS / DILUTION / STANDARD ID	ANALYST
7/17/06	1	SV135751	B06041 -TUN1	DFTDP	FUEL B06041 (SOEL)	ML
	1	SV1 52	B06041 -TUN1	DFTDP	FUEL	
	1	SV1 53	B06041 -TUN1	DFTDP	6613052 B060157 RR	
	2	SV1 54	B06041 -CCU1	WINH	6610021	
	2	SV1 55	B06041 -CCU1		6610021	
	3	SV1 56	B661338-B111	✓	6610022	
	4	SV1 57	-B11	✓		
	5	SV1 58	-B301	✓		
	6	SV1 59	06070912	✓		
	7	SV1 60	B061329-B111	⊗	0607120-06 ✓	
	8	SV1 61	-B11	⊗	RR RR B661329-B111	
	9	SV1 62	-B301	⊗	B661329-B301 ✓	
	10	SV1 63	0607120-01	⊗	B661329-B301 ✓	
	11	SV1 64	-B11	⊗	0607120-01 ✓	
	12	SV1 65	-B11	⊗	0607120-01ms RR	
	13	SV1 66	-02	✓		
	14	SV1 67	-03	✓		
	15	SV1 68	-04	✓		
	16	SV1 69	-05	✓		
	17	SV1 70	⁰⁶⁰⁷¹⁸⁵⁻⁰¹ 0607185-01	✓		
	18	SV1 71	0607185-01	✓		
	19	SV1 72	0607185-05	✓		
	20	SV1 73	-01	X	Not needed	
	21	SV1 74	0607164-09	✓	X10	
	22	SV1 75	-05	✓	X10	
	23	SV1 76	-06	✓	X1	
	24	SV1 77	-07		X1 post Time Time	
	25	SV1 78	-08		X1 RR	
7/17/06	26	SV1 79	-09	WINH	X5 ✓ RR	ML
7/18/06	1	SV1 80	B060148 -TUN1	DFTDP	6613052	RSC

**ESS LABORATORY
GCMS1 RUN LOG**

COLUMN DB5MS

BATCH DATE	VIAL #	FILE #	LAB ID	METHOD	COMMENTS / DILUTION / STANDARD ID	ANALYST
			BG60178-CLW1			
7/18/06	2	SV1 81	0607184-02	SVINH	6610021	VSC
	3	SV1 82	0607134-02		6610022	
	4	SV1 83	BG61704-BK1			
	5	SV1 84	BG61704-BS1			
	6	SV1 85	BG61704-BSD1			
	7	SV1 86	0607164-15			
	8	SV1 87	0607173-18			
	9	SV1 88	0607173-16			
	10	SV1 89	BG61704-MS1			
	11	SV1 90	BG61704-MSD1			
7/18/06	12	SV1 91	0607173-17	SVINH	RR Bad MS.	VE
7/18/06	1	SV1 92	BG60163-Tuniv	PFTOP	6613052 BG60177	VSC
	2	SV1 93	BG60163-CLW1	SVINH	6610021	
	3	SV1 94	BG61820-BK1		6610022	
	4	SV1 95	BG61820-BS1		RR Bad MS.	
	5	SV1 96	BG61820-BSD1			
	6	SV1 97	0607208-01			
	7	SV1 98	BG61820-MS1			
	8	SV1 39799	BG61820-MSD1			
	9	SV1 39800	0607208-02			
	10	SV1 01	0607208-03			
	11	SV1 02	0607120-01MS			
	12	SV1 03	0607164-07		2x POWER	
	13	SV1 04	0607164-08		2x Fuelcell	
	14	SV1 05	0607164-09		5x all run	
	15	SV1 06	BG61512-Phc1			
	16	SV1 07	BG61512-BS1			
	17	SV1 08	BG61512-BSD1			
	18	SV1 09	0607173-01			
7/18/06	19	SV1 10	BG61512-MS1	SVINH		VSC

ANALYSIS SEQUENCE

BPG0172

Instrument: SVOA-MS1

Calibration ID: UNASSIGNED SVINH

Lab Number	Analysis	Container	Order	Position	STD ID	ISTD ID	Client
BPG0172-TUN1	QC		1		6G13052		
BPG0172-CCV1	QC		2		6G10021	6G01034	
BG61512-BLK1	QC		3			6G01034	
BG61512-BS1	QC		4			6G01034	
BG61512-BSD1	QC		5			6G01034	
BG61820-BS1	QC		6			6G01034	
0607173-03	SVOC: 8270/3541 ppb PAH	A	7			6G01034	MACTEC Engineering & Consulting, Inc
BG61512-MS1	QC		8			6G01034	
BG61512-MSD1	QC		9			6G01034	
0607164-07RE1	SVOC: 8270/3541 ppb PAH	A	10			6G01034	MACTEC Engineering & Consulting, Inc
0607164-08RE1	SVOC: 8270/3541 ppb PAH	A	11			6G01034	MACTEC Engineering & Consulting, Inc
0607164-09RE1	SVOC: 8270/3541 ppb PAH	A	12			6G01034	MACTEC Engineering & Consulting, Inc

Samples Loaded By

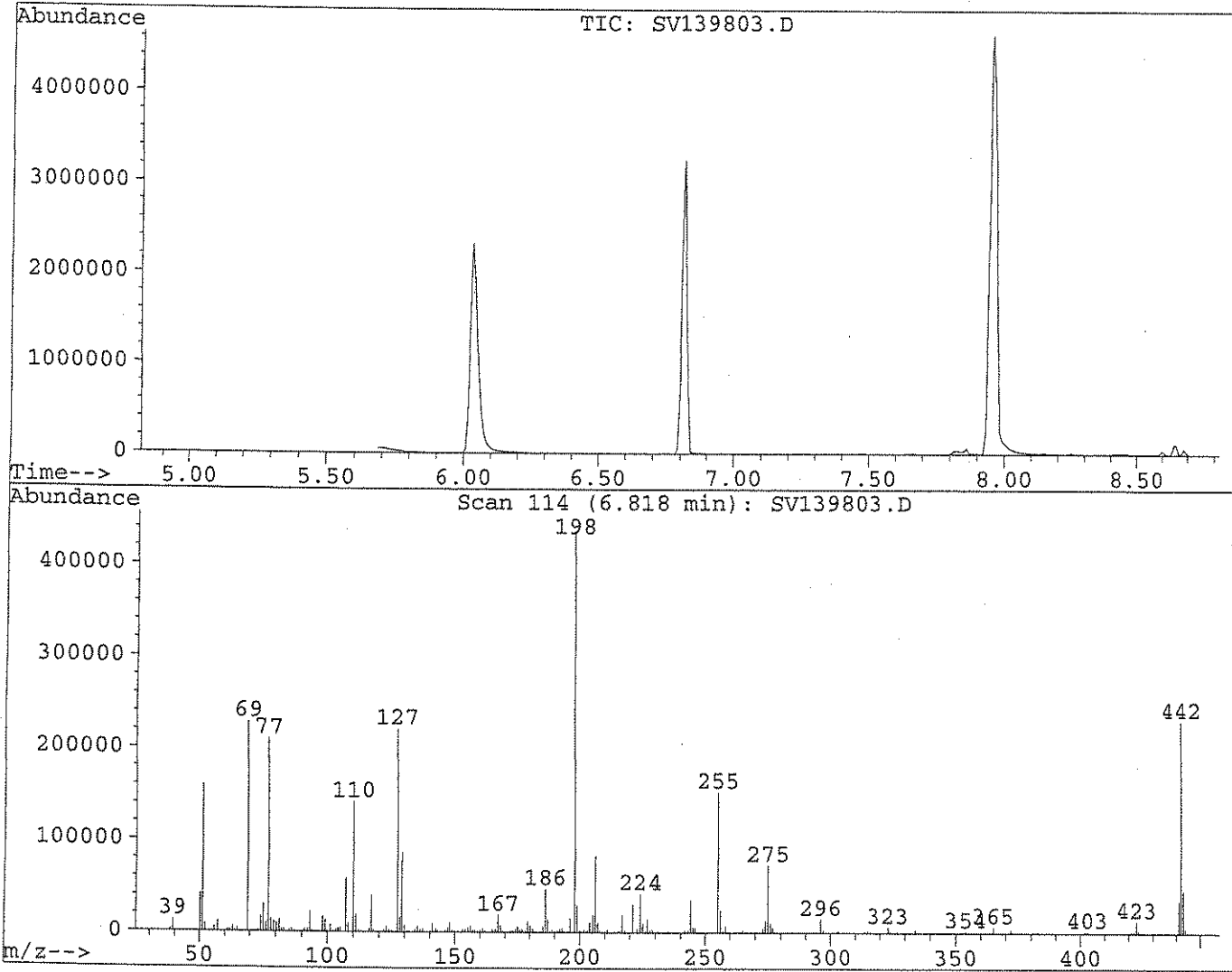
Date

Data Processed By

Date

Data File : Q:\SVOA\MS1_MD\MD0706\MD071906\SV139803.D Vial: 1
 Acq On : 19 Jul 106 10:24 am Operator: VSC
 Sample : BPG0172-TUN1 Inst : SVOA-MS1
 Misc : Multiplr: 1.00

Method : C:\HPCHEM\1\METHODS\DFTPP.M
 Title : daily instrument eval mix



Peak Apex is scan: 114

Target Mass	Rel. to Mass	Lower Limit%	Upper Limit%	Rel. Abn%	Raw Abn	Result Pass/Fail
51	198	30	60	36.8	159424	PASS
68	69	0	2	0.0	0	PASS
69	198	0	100	52.6	227968	PASS
70	69	0	2	0.0	0	PASS
127	198	40	60	50.9	220672	PASS
197	198	0	1	0.0	0	PASS
198	198	100	100	100.0	433344	PASS
199	198	5	9	6.7	29016	PASS
275	198	10	30	16.7	72584	PASS
365	198	1	100	1.4	6116	PASS
441	443	0	100	75.1	34168	PASS
442	198	40	110	53.2	230464	PASS
443	442	17	23	19.7	45480	PASS

Data File : Q:\SVOA\MS1_MD\MD0706\MD071906\SV139804.D Vial: 2
 Acq On : 19 Jul 106 10:43 am Operator: VSC
 Sample : BPG0172-CCV1 Inst : SVOA-MS1
 Misc : Multiplr: 1.00
 Quant Time: Jul 19 11:21 19106

Method : C:\HPCHEM\1\METHODS\SV1NH.M
 Title : ELEMENT ID: 0607014 (SOIL) 0607015 (AQUEOUS)
 Last Update : Wed Jul 19 11:19:36 2006
 Response via : Multiple Level Calibration

Internal Standards	R.T.	QIon	Response	Conc	Units	Dev(Min)
1) 1,4-Dichlorobenzene-d4	3.49	152	500303	40.00	ng/uL	-0.02
22) Naphthalene-d8	4.80	136	1743796	40.00	ng/uL	-0.03
38) Acenaphthene-d10	7.09	164	773859	40.00	ng/uL	-0.04
59) Phenanthrene-d10	9.60	188	1111129	40.00	ng/uL	-0.03
74) Chrysene-d12	14.70	240	902583	40.00	ng/uL	-0.03
82) Perylene-d12	17.29	264	971275	40.00	ng/uL	-0.04

System Monitoring Compounds	R.T.	QIon	Response	Conc	Units	%Recovery
4) 2-Fluorophenol (SURR)	1.38	112	729284	39.38	ng/uL	26.26%
6) Phenol-d5 (SURR)	3.18	99	1257475	54.39	ng/uL	36.26%
10) 2-Chlorophenol-d4 (SURR)	3.27	132	948484	53.23	ng/uL	35.48%
13) 1,2 Dichlorobenzene-d4 (SUR)	3.69	152	542240	51.88	ng/uL	51.88%
23) Nitrobenzene-d5 (SURR)	4.11	82	892969	53.16	ng/uL	53.16%
42) 2-Fluorobiphenyl (SURR)	6.14	172	1305010	54.26	ng/uL	54.26%
64) 2,4,6-Tribromophenol (SURR)	8.41	330	164865	48.62	ng/uL	32.42%
76) Terphenyl-d14 (SURR)	12.74	244	1139228	51.06	ng/uL	51.06%

Target Compounds	R.T.	QIon	Response	Conc	Units	Qvalue
2) N-Nitrosodimethylamine	0.70	74	34163	38.86	ng/uLm	98
3) Pyridine	0.70	79	65258	42.10	ng/ulm	93
5) bis(2-Chloroethyl) ether	3.26	93	1037452	54.13	ng/uL	98
7) 2-Chlorophenol	3.29	128	934747	52.04	ng/uL	100
8) Phenol	3.20	94	1546668	53.95	ng/uL	76
9) Aniline	3.16	93	1519762	52.22	ng/ul	89
11) 1,3-Dichlorobenzene	3.44	146	982796	51.07	ng/uL	100
12) 1,4-Dichlorobenzene	3.51	146	996939	51.09	ng/uL	100
14) 1,2-Dichlorobenzene	3.71	146	871687	51.10	ng/uL	98
15) Benzyl Alcohol	3.70	79	642427	50.17	ng/ul	86
16) bis(2-chloroisopropyl) Ethe	3.87	45	1196207	53.62	ng/uL	95
17) 2-Methylphenol	3.86	108	859360	52.00	ng/uL	99
18) Acetophenone	3.97	105	1151223	50.74	ng/ul	87
19) N-Nitroso-Di-n-Propylamine	4.01	70	581604	49.76	ng/uL	97
20) Hexachloroethane	4.02	117	365418	49.53	ng/uL	90
21) 3+4-Methylphenol	4.02	108	890033	52.88	ng/uL	98
24) Nitrobenzene	4.13	77	860797	52.59	ng/uL	94
25) Isophorone	4.37	82	1696001	51.47	ng/uL	94
26) 2-Nitrophenol	4.44	139	557875	53.61	ng/uL	98
27) Benzoic Acid	4.74	105	710976	50.39	ng/uL	96
28) 2,4-Dimethylphenol	4.52	107	819041	54.44	ng/uL	99
29) bis(2-Chloroethoxy)methane	4.61	93	1183233	53.76	ng/uL	99
30) 2,4-Dichlorophenol	4.69	162	642798	51.26	ng/uL	96
31) 1,2,4-Trichlorobenzene	4.76	180	619629	50.26	ng/uL	99
32) Naphthalene	4.82	128	2177985	51.73	ng/uL	99
33) 4-Chloroaniline	4.92	127	1023936	54.76	ng/uL	100
34) Hexachlorobutadiene	5.04	225	282575	52.26	ng/uL	98
35) 4-Chloro-3-Methylphenol	5.53	107	746517	54.97	ng/uL	92
36) 2-Methylnaphthalene	5.61	142	1473131	51.76	ng/uL	99
37) 1-Methylnaphthalene	5.75	142	1476282	51.99	ng/ul	100
39) Hexachlorocyclopentadiene	5.92	237	293177	63.40	ng/uL	97
40) 2,4,6-Trichlorophenol	6.04	196	378945	51.52	ng/uLm	99
41) 2,4,5-Trichlorophenol	6.10	196	437142	56.55	ng/uL	100
43) Biphenyl	6.26	154	1513197	53.13	ng/ul	99
44) 2-Chloronaphthalene	6.25	162	1241899	49.26	ng/uLm	97
45) Dimethylphthalate	6.81	163	1381701	54.37	ng/uL	98
46) Acenaphthylene	6.85	152	2142488	55.34	ng/uL	99
47) 2,6-Dinitrotoluene	6.89	165	384027	54.86	ng/uL	95
48) 2-Nitroaniline	6.47	65	422055	52.79	ng/uL	91

(#) = qualifier out of range (m) = manual integration
 SV139804.D SV1NH.M Wed Jul 19 11:22:00 2006

Data File : Q:\SVOA\MS1_MD\MD0706\MD071906\SV139804.D Vial: 2
 Acq On : 19 Jul 106 10:43 am Operator: VSC
 Sample : BPG0172-CCV1 Inst : SVOA-MS1
 Misc : Multiplr: 1.00
 Quant Time: Jul 19 11:21 19106

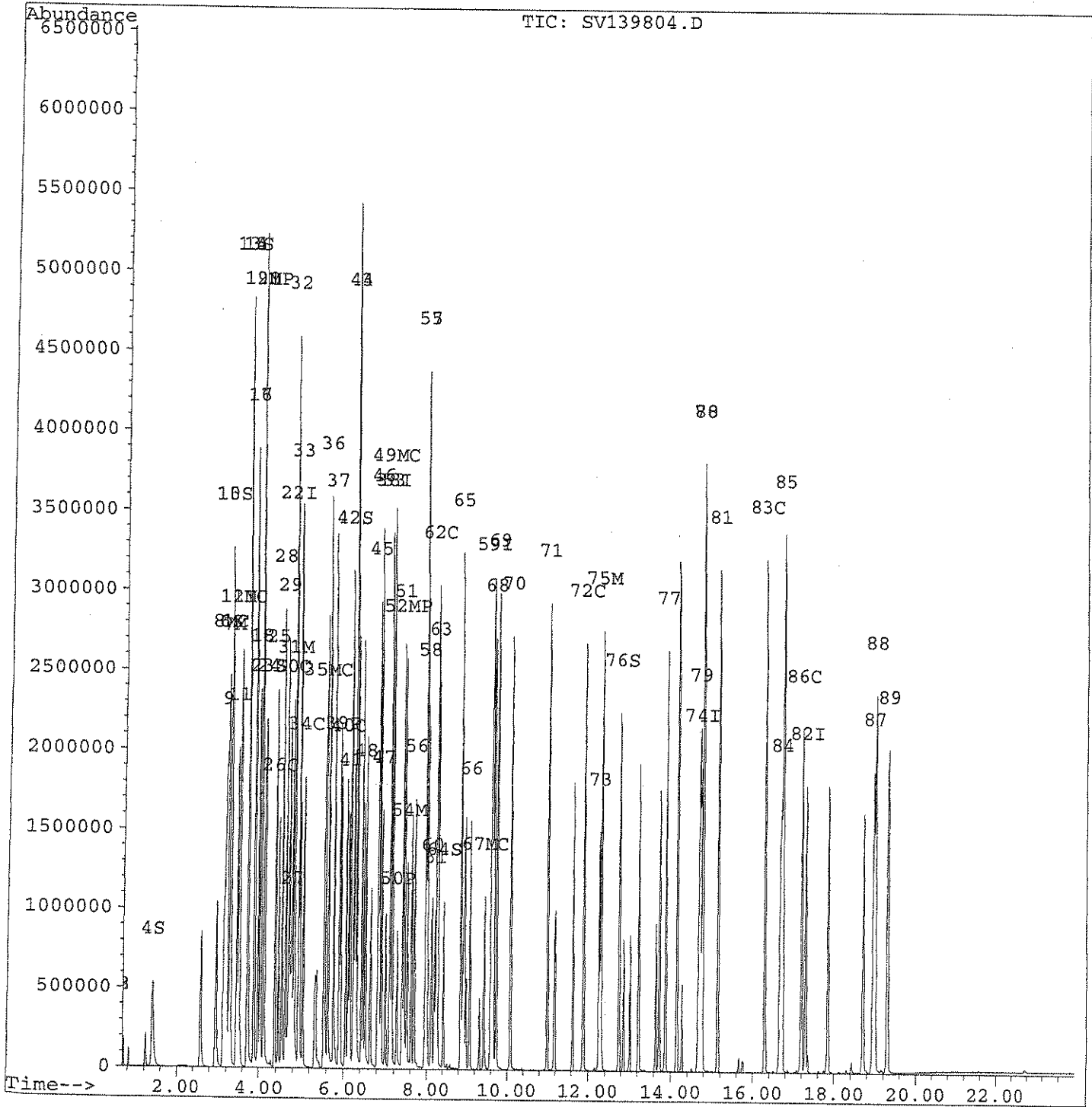
Method : C:\HPCHEM\1\METHODS\SV1NH.M
 Title : ELEMENT ID: 0607014(SOIL) 0607015(AQUEOUS)
 Last Update : Wed Jul 19 11:19:36 2006
 Response via : Multiple Level Calibration

Compound	R.T.	QIon	Response	Conc	Unit	Qvalue
49) Acenaphthene	7.14	153	1246348	55.19	ng/uL	100
50) 2,4-Dinitrophenol	7.26	184	237727	52.92	ng/uL	96
51) Dibenzofuran	7.40	168	1721591	54.16	ng/uL	97
52) 4-Nitrophenol	7.44	65	255257	53.05	ng/uL	94
53) 3-Nitroaniline	7.10	65	470679	54.47	ng/uL	90
54) 2,4-Dinitrotoluene	7.52	165	490248	54.96	ng/uL	82
55) Fluorene	7.96	166	1354616	56.12	ng/uL	99
56) 2,3,4,6-Tetrachlorophenol	7.69	232	311109	54.98	ng/uL	98
57) Diethylphthalate	7.97	149	1445520	56.27	ng/uL	98
58) 4-Chloro-phenyl-phenyl eth	8.00	204	597874	56.59	ng/uL	95
60) 4-Nitroaniline	8.12	138	532661	54.70	ng/uL	95
61) 4,6-Dinitro-2-Methylphenol	8.20	198	304344	51.86	ng/uL	93
62) N-nitrosodiphenylamine	8.24	169	1153705	52.47	ng/uL	100
63) Azobenzene	8.27	77	1737028	52.38	ng/uL	100
65) 4-Bromophenyl-phenylether	8.84	248	302551	50.90	ng/uL	90
66) Hexachlorobenzene	9.07	284	344139	50.46	ng/uL	99
67) Pentachlorophenol	9.42	266	210971	49.49	ng/uL	97
68) Phenanthrene	9.65	178	1810209	52.00	ng/uL	100
69) Anthracene	9.73	178	1860269	52.93	ng/uL	100
70) Carbazole	10.07	167	1892783	52.27	ng/uL	100
71) Di-n-butylphthalate	11.00	149	2749770	53.24	ng/uL	100
72) Fluoranthene	11.88	202	1790135	53.15	ng/uL	83
73) Benzidine	12.25	184	1021088	63.79	ng/uL	99
75) Pyrene	12.30	202	1898042	50.92	ng/uL	99
77) Butylbenzylphthalate	13.86	149	1241194	53.56	ng/uL	95
78) 3,3'-Dichlorobenzidine	14.75	252	596923	52.99	ng/uL	95
79) Benzo(a)anthracene	14.67	228	1639654	50.39	ng/uL	100
80) Chrysene	14.75	228	1429772	51.46	ng/uL	99
81) bis(2-Ethylhexyl)phthalate	15.12	149	1651838	54.36	ng/uL	96
83) Di-n-octylphthalate	16.27	149	2968693	52.25	ng/uL	100
84) Benzo(b)fluoranthene	16.68	252	1942178	52.30	ng/uLm	94
85) Benzo(k)fluoranthene	16.72	252	1187238	52.61	ng/uL	97
86) Benzo(a)pyrene	17.20	252	1524757	52.65	ng/uL	96
87) Indeno(1,2,3-Cd)Pyrene	18.95	276	1723562	61.45	ng/uL	96
88) Dibenzo(a,h)Anthracene	18.99	278	1398293	59.42	ng/uL	100
89) Benzo(g,h,i)perylene	19.30	276	1490482	63.74	ng/uL	92

(#) = qualifier out of range (m) = manual integration
 SV139804.D SV1NH.M Wed Jul 19 11:22:02 2006

Data File : Q:\SVOA\MS1_MD\MD0706\MD071906\SV139804.D Vial: 2
Acq On : 19 Jul 106 10:43 am Operator: VSC
Sample : BPG0172-CCV1 Inst : SVOA-MS1
Misc : Multiplr: 1.00
Quant Time: Jul 19 11:21 19106

Method : C:\HPCHEM\1\METHODS\SV1NH.M
Title : ELEMENT ID: 0607014(SOIL) 0607015(AQUEOUS)
Last Update : Wed Jul 19 11:19:36 2006
Response via : Multiple Level Calibration



Data File : Q:\SVOA\MS1_MD\MD0706\MD071906\SV139804.D Vial: 2
 Acq On : 19 Jul 106 10:43 am Operator: VSC
 Sample : BPG0172-CCV1 Inst : SVOA-MS1
 Misc : Multiplr: 1.00

Method : C:\HPCHEM\1\METHODS\SV1NH.M
 Title : ELEMENT ID: 0607014(SOIL) 0607015(AQUEOUS)
 Last Update : Wed Jul 19 11:19:36 2006
 Response via : Multiple Level Calibration

Min. RRF : 0.000 Min. Rel. Area : 50% Max. R.T. Dev 0.50min
 Max. RRF Dev : 30% Max. Rel. Area : 200%

	Compound	AvgRF	CCRF	%Dev	Area%	Dev(min)
1 I	1,4-Dichlorobenzene-d4	1.000	1.000	0.0	98	-0.02
2	N-Nitrosodimethylamine	0.070	0.055	22.3	82	0.00
3	Pyridine	0.124	0.104	15.8	86	0.00
4 S	2-Fluorophenol (SURR)	1.480	1.166	21.2	77	-0.03
5	bis(2-Chloroethyl)ether	1.532	1.659	-8.3	101	-0.02
6 S	Phenol-d5 (SURR)	1.848	2.011	-8.8	102	-0.03
7 M	2-Chlorophenol	1.436	1.495	-4.1	99	-0.02
8 MC	Phenol	2.292	2.473	-7.9	106	-0.03
9	Aniline	2.327	2.430	-4.4	101	-0.02
10 S	2-Chlorophenol-d4 (SURR)	1.425	1.517	-6.5	101	-0.02
11	1,3-Dichlorobenzene	1.539	1.572	-2.1	101	-0.02
12 MC	1,4-Dichlorobenzene	1.560	1.594	-2.2	98	-0.02
13 S	1,2-Dichlorobenzene-d4 (SURR)	0.836	0.867	-3.8	98	-0.02
14	1,2-Dichlorobenzene	1.364	1.394	-2.2	99	-0.01
15	Benzyl Alcohol	1.024	1.027	-0.3	95	-0.01
16	bis(2-chloroisopropyl)Ether	1.784	1.913	-7.2	101	-0.01
17	2-Methylphenol	1.321	1.374	-4.0	99	-0.02
18	Acetophenone	1.814	1.841	-1.5	98	-0.01
19 MP	N-Nitroso-Di-n-Propylamine	0.935	0.930	0.5	97	-0.02
20	Hexachloroethane	0.590	0.584	0.9	97	-0.01
21	3+4-Methylphenol	1.346	1.423	-5.8	97	-0.02
22 I	Naphthalene-d8	1.000	1.000	0.0	95	-0.03
23 S	Nitrobenzene-d5 (SURR)	0.385	0.410	-6.3	100	-0.01
24	Nitrobenzene	0.375	0.395	-5.2	98	-0.01
25	Isophorone	0.756	0.778	-2.9	101	-0.02
26 C	2-Nitrophenol	0.239	0.256	-7.2	100	-0.03
27	Benzoic Acid	0.298	0.326	-9.6	99	-0.03
28	2,4-Dimethylphenol	0.345	0.376	-8.9	107	-0.02
29	bis(2-Chloroethoxy)methane	0.505	0.543	-7.5	107	-0.02
30 C	2,4-Dichlorophenol	0.288	0.295	-2.5	97	-0.02
31 M	1,2,4-Trichlorobenzene	0.283	0.284	-0.5	97	-0.03
32	Naphthalene	0.966	0.999	-3.5	98	-0.03
33	4-Chloroaniline	0.429	0.470	-9.5	100	-0.03
34 C	Hexachlorobutadiene	0.124	0.130	-4.5	97	-0.02
35 MC	4-Chloro-3-Methylphenol	0.311	0.342	-9.9	98	-0.03
36	2-Methylnaphthalene	0.653	0.676	-3.5	99	-0.03
37	1-Methylnaphthalene	0.651	0.677	-4.0	99	-0.03
38 I	Acenaphthene-d10	1.000	1.000	0.0	93	-0.04
39 P	Hexachlorocyclopentadiene	0.239	0.303	-26.8	134	-0.02
40 C	2,4,6-Trichlorophenol	0.380	0.392	-3.0	95	-0.03
41	2,4,5-Trichlorophenol	0.400	0.452	-13.1	100	-0.03
42 S	2-Fluorobiphenyl (SURR)	1.243	1.349	-8.5	95	-0.03
43	Biphenyl	1.472	1.564	-6.3	99	-0.02
44	2-Chloronaphthalene	1.303	1.284	1.5	91	-0.03
45	Dimethylphthalate	1.314	1.428	-8.7	98	-0.03
46	Acenaphthylene	2.001	2.215	-10.7	99	-0.03
47	2,6-Dinitrotoluene	0.362	0.397	-9.7	99	-0.03
48	2-Nitroaniline	0.413	0.436	-5.6	101	-0.03
49 MC	Acenaphthene	1.167	1.288	-10.4	97	-0.04
50 P	2,4-Dinitrophenol	0.199	0.246	-23.2	105	-0.03
51	Dibenzofuran	1.643	1.780	-8.3	97	-0.03
52 MP	4-Nitrophenol	0.249	0.264	-6.1	92	-0.04
53	3-Nitroaniline	0.447	0.487	-8.9	101	-0.03

(#) = Out of Range

SV139804.D SV1NH.M

Wed Jul 19 11:22:26 2006

Page 1

Data File : Q:\SVOA\MS1_MD\MD0706\MD071906\SV139804.D Vial: 2
 Acq On : 19 Jul 106 10:43 am Operator: VSC
 Sample : BPG0172-CCV1 Inst : SVOA-MS1
 Misc : Multiplr: 1.00

Method : C:\HPCHEM\1\METHODS\SV1NH.M
 Title : ELEMENT ID: 0607014(SOIL) 0607015(AQUEOUS)
 Last Update : Wed Jul 19 11:19:36 2006
 Response via : Multiple Level Calibration

Min. RRF : 0.000 Min. Rel. Area : 50% Max. R.T. Dev 0.50min
 Max. RRF Dev : 30% Max. Rel. Area : 200%

	Compound	AvgRF	CCRF	%Dev	Area%	Dev(min)
54 M	2,4-Dinitrotoluene	0.461	0.507	-9.9	98	-0.03
55	Fluorene	1.248	1.400	-12.2	97	-0.03
56	2,3,4,6-Tetrachlorophenol	0.292	0.322	-10.0	98	-0.03
57	Diethylphthalate	1.328	1.494	-12.5	99	-0.03
58	4-Chloro-phenyl-phenyl ethe	0.546	0.618	-13.2	97	-0.04
59 I	Phenanthrene-d10	1.000	1.000	0.0	94	-0.03
60	4-Nitroaniline	0.351	0.384	-9.4	104	-0.03
61	4,6-Dinitro-2-Methylphenol	0.195	0.219	-12.2	101	-0.03
62 C	N-nitrosodiphenylamine	0.792	0.831	-4.9	95	-0.03
63	Azobenzene	1.194	1.251	-4.8	98	-0.03
64 S	2,4,6-Tribromophenol (SURR)	0.122	0.119	2.8	94	-0.03
65	4-Bromophenyl-phenylether	0.214	0.218	-1.8	97	-0.04
66	Hexachlorobenzene	0.245	0.248	-0.9	99	-0.03
67 MC	Pentachlorophenol	0.145	0.152	-5.1	100	-0.03
68	Phenanthrene	1.253	1.303	-4.0	97	-0.03
69	Anthracene	1.265	1.339	-5.9	98	-0.03
70	Carbazole	1.304	1.363	-4.5	96	-0.03
71	Di-n-butylphthalate	1.859	1.980	-6.5	99	-0.03
72 C	Fluoranthene	1.213	1.289	-6.3	101	-0.04
73	Benzidine	0.576	0.735	-27.6	129	-0.03
74 I	Chrysene-d12	1.000	1.000	0.0	99	-0.03
75 M	Pyrene	1.652	1.682	-1.8	99	-0.03
76 S	Terphenyl-d14 (SURR)	0.989	1.010	-2.1	99	-0.03
77	Butylbenzylphthalate	1.027	1.100	-7.1	102	-0.04
78	3,3'-Dichlorobenzidine	0.499	0.529	-6.0	100	-0.03
79	Benzo(a)anthracene	1.442	1.453	-0.8	100	-0.03
80	Chrysene	1.231	1.267	-2.9	100	-0.04
81	bis(2-Ethylhexyl)phthalate	1.347	1.464	-8.7	105	-0.04
82 I	Perylene-d12	1.000	1.000	0.0	105	-0.04
83 C	Di-n-octylphthalate	2.340	2.445	-4.5	108	-0.04
84	Benzo(b)fluoranthene	1.529	1.600	-4.6	113	-0.04
85	Benzo(k)fluoranthene	1.015	0.978	3.6	101	-0.04
86 C	Benzo(a)pyrene	1.193	1.256	-5.3	109	-0.04
87	Indeno(1,2,3-Cd)Pyrene	1.155	1.420	-22.9	121	-0.04
88	Dibenzo(a,h)Anthracene	0.969	1.152	-18.8	120	-0.04
89	Benzo(g,h,i)perylene	0.963	1.228	-27.5	125	-0.04

(#) = Out of Range SPCC's out = 0 CCC's out = 0
 SV139804.D SV1NH.M Wed Jul 19 11:22:34 2006

**ESS LABORATORY
GCMS1 RUN LOG**

COLUMN DB5MS

BATCH DATE	VIAL #	FILE #	LAB ID	METHOD	COMMENTS / DILUTION / STANDARD ID	ANALYST
7/18/06	20	SV1 39811	B661512-MSD1	SVINH	did not run	NSL
7/18/06	21	SV1 12	0607164-21	SVINH		NSL
7/18/06	22	SV1 13	0607164-22	SVINH		NSL
7/19/06	1	SV1 03	Bp60172-7mm	DFPPP	6613052	NSL
	2	SV1 04	Bp60172-CCV1	SVINH	6610021	
	3	SV1 05	B661512-BLW1		6610022	
	4	SV1 06	B661512-B51			
	5	SV1 07	B661512-B801			
	6	SV1 08	B661820-B51			
	7	SV1 09	0607164-07			
	8	SV1 10	0607164-08		2x	
	9	SV1 11	0607164-09		5x	
	10	SV1 12	0607173-03			
	11	SV1 13	B661512-MS1			
	12	SV1 14	B661512-MSD1	SVINH		
	1	SV1 15	Bp60192 ²⁰ -7mm	DFPPP	6613052 Bp60193 ²⁰ -7mm	
	2	SV1 16	Bp60192-CCV1	SVINH	6610021	
	3	SV1 17	B661719-BLW1		6610022	
	4	SV1 18	B661719-B51			
	5	SV1 19	B661719-MSD1			
	6	SV1 20	0607162-01		Re-Run ^{with} with	
	7	SV1 21	B661719-MS1		not needed?	
	8	SV1 22	0607162-02			
	9	SV1 23	-03			
	10	SV1 24	-04			
	11	SV1 25	0607162-05			
	12	SV1 26	B661717-BLW1			
	13	SV1 27	B661717-B51			
	14	SV1 28	B661717-B5D1			
7/19/06	15	SV1 29	0607161-02	SVINH		NSL

ANALYSIS SEQUENCE

BPG0193

Instrument: SVOA-MS1

Calibration ID: UNASSIGNED *SVINT*

Lab Number	Analysis	Container	Order	Position	STD ID	ISTD ID	Client
BPG0193-TUN1	QC		1		6G13052		
BPG0193-CCV1	QC		2		6G10021	6G01034	
0607164-21	SVOC: 8270/3541 ppb PAH	A	3			6G01034	MACTEC Engineering & Consulting, Inc
0607164-22	SVOC: 8270/3541 ppb PAH	A	4			6G01034	MACTEC Engineering & Consulting, Inc
0607164-23	SVOC: 8270/3541 ppb PAH	A	5			6G01034	MACTEC Engineering & Consulting, Inc
0607164-24	SVOC: 8270/3541 ppb PAH	A	6			6G01034	MACTEC Engineering & Consulting, Inc
0607173-02	SVOC: 8270/3541 ppb PAH	A	7			6G01034	MACTEC Engineering & Consulting, Inc
0607173-17	SVOC: 8270/3541 ppb PAH	A	8			6G01034	MACTEC Engineering & Consulting, Inc

Samples Loaded By _____

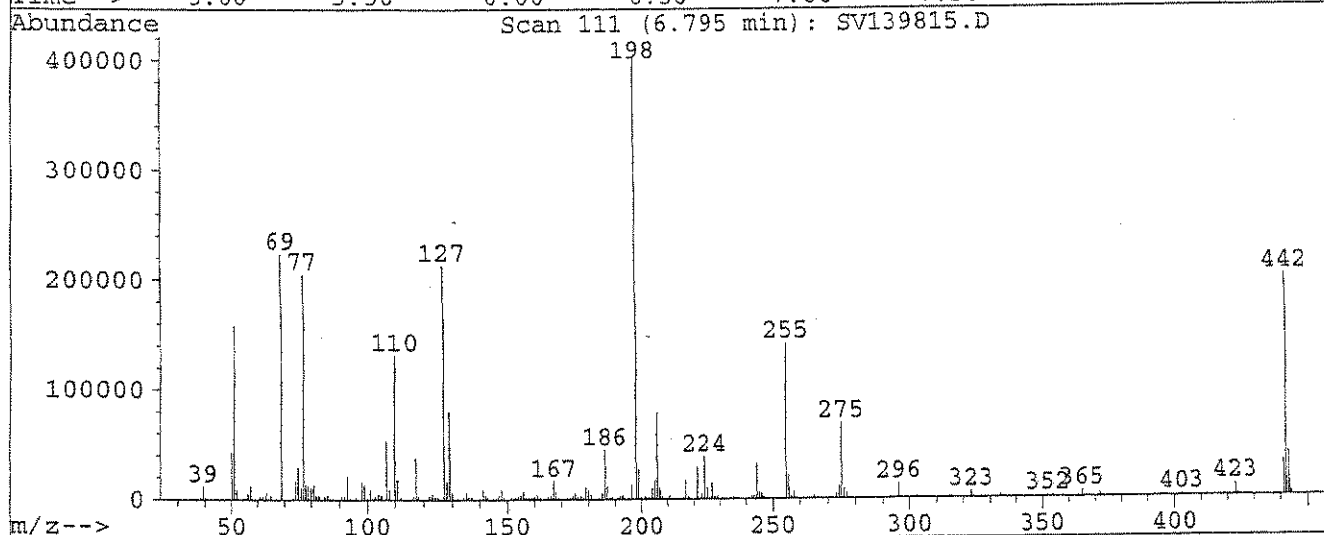
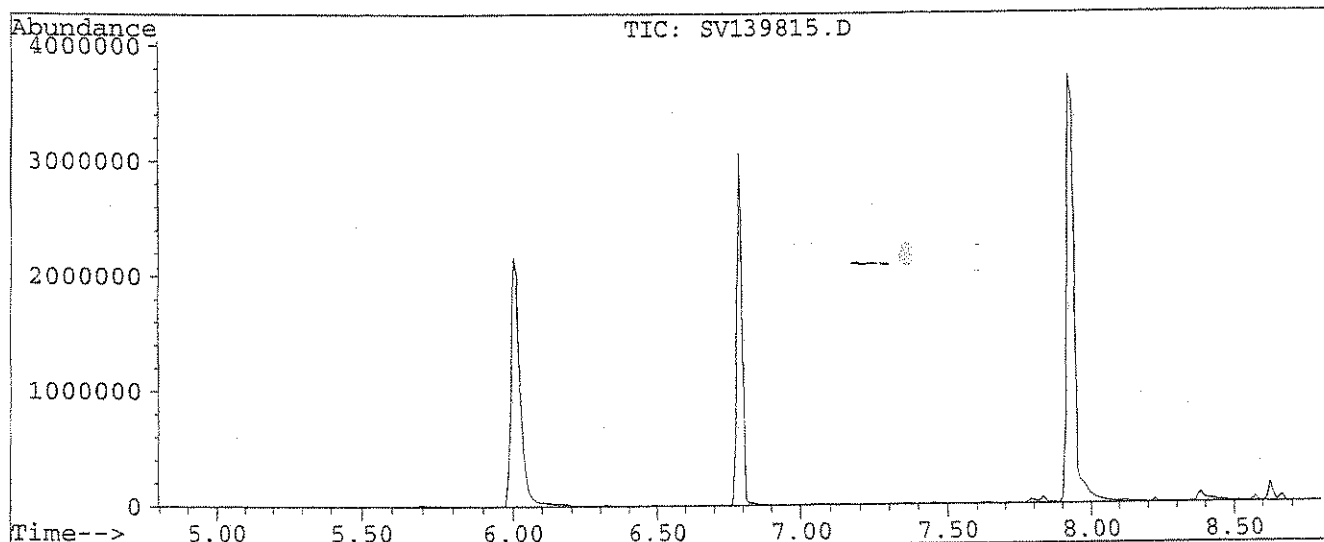
Date _____

Data Processed By _____

Date _____

Data File : Q:\SVOA\MS1_MD\MD0706\MD071906\SV139815.D Vial: 1
 Acq On : 19 Jul 106 5:06 pm Operator: VSC
 Sample : BPG0192-TUN1 Inst : SVOA-MS1
 Misc : Multiplr: 1.00

Method : C:\HPCHEM\1\METHODS\DFTPP.M
 Title : daily instrument eval mix



Peak Apex is scan: 111

Target Mass	Rel. to Mass	Lower Limit%	Upper Limit%	Rel. Abn%	Raw Abn	Result Pass/Fail
51	198	30	60	39.4	158080	PASS
68	69	0	2	0.0	0	PASS
69	198	0	100	55.7	223680	PASS
70	69	0	2	0.0	0	PASS
127	198	40	60	53.0	213056	PASS
197	198	0	1	0.0	0	PASS
198	198	100	100	100.0	401664	PASS
199	198	5	9	6.8	27176	PASS
275	198	10	30	17.0	68376	PASS
365	198	1	100	1.4	5547	PASS
441	443	0	100	80.9	31752	PASS
442	198	40	110	50.0	200704	PASS
443	442	17	23	19.6	39264	PASS

Data File : Q:\SVOA\MS1_MD\MD0706\MD071906\SV139816.D Vial: 2
 Acq On : 19 Jul 106 5:54 pm Operator: VSC
 Sample : BPG0192-CCV1 Inst : SVOA-MS1
 Misc : Multiplr: 1.00
 Quant Time: Jul 20 8:39 19106

Method : C:\HPCHEM\1\METHODS\SV1NH.M
 Title : ELEMENT ID: 0607014(SOIL) 0607015(AQUEOUS)
 Last Update : Thu Jul 20 08:37:20 2006
 Response via : Multiple Level Calibration

Internal Standards	R.T.	QIon	Response	Conc	Units	Dev(Min)
1) 1,4-Dichlorobenzene-d4	3.46	152	475396	40.00	ng/uL	-0.02
22) Naphthalene-d8	4.79	136	1642551	40.00	ng/uL	-0.01
38) Acenaphthene-d10	7.07	164	739243	40.00	ng/uL	-0.02
59) Phenanthrene-d10	9.56	188	1038859	40.00	ng/uL	-0.03
74) Chrysene-d12	14.66	240	860445	40.00	ng/uL	-0.03
82) Perylene-d12	17.26	264	905957	40.00	ng/uL	-0.03
System Monitoring Compounds						
						%Recovery
4) 2-Fluorophenol (SURR)	1.35	112	609606	34.65	ng/uL	23.10%
6) Phenol-d5 (SURR)	3.16	99	1211226	55.14	ng/uL	36.76%
10) 2-Chlorophenol-d4 (SURR)	3.24	132	895037	52.86	ng/uL	35.24%
13) 1,2 Dichlorobenzene-d4 (SUR)	3.68	152	523480	52.71	ng/uL	52.71%
23) Nitrobenzene-d5 (SURR)	4.09	82	814989	51.51	ng/uL	51.51%
42) 2-Fluorobiphenyl (SURR)	6.12	172	1252102	54.50	ng/uL	54.50%
64) 2,4,6-Tribromophenol (SURR)	8.39	330	156848	49.48	ng/uL	32.98%
76) Terphenyl-d14 (SURR)	12.71	244	1060365	49.85	ng/uL	49.85%
Target Compounds						
						Qvalue
2) N-Nitrosodimethylamine	0.69	74	40443	48.41	ng/uL	89
3) Pyridine	0.69	79	64907	44.07	ng/uL	92
5) bis(2-Chloroethyl) ether	3.23	93	978152	53.71	ng/uL	97
7) 2-Chlorophenol	3.26	128	897452	52.58	ng/uL	96
8) Phenol	3.18	94	1508621	55.38	ng/uL	75
9) Aniline	3.13	93	1474127	53.31	ng/uL	89
11) 1,3-Dichlorobenzene	3.42	146	944435	51.64	ng/uL	99
12) 1,4-Dichlorobenzene	3.48	146	973333	52.49	ng/uL	99
14) 1,2-Dichlorobenzene	3.69	146	863335	53.26	ng/uL	99
15) Benzyl Alcohol	3.68	79	628524	51.66	ng/uL	95
16) bis(2-chloroisopropyl) EtHe	3.85	45	1160189	54.73	ng/uL	97
17) 2-Methylphenol	3.84	108	825357	52.56	ng/uL	98
18) Acetophenone	3.95	105	1143116	53.02	ng/uL	89
19) N-Nitroso-Di-n-Propylamine	4.00	70	559663	50.39	ng/uL	96
20) Hexachloroethane	4.01	117	353482	50.42	ng/uL	85
21) 3+4-Methylphenol	4.01	108	871081	54.47	ng/uL	98
24) Nitrobenzene	4.11	77	829021	53.77	ng/uL	96
25) Isophorone	4.34	82	1593776	51.35	ng/uL	99
26) 2-Nitrophenol	4.43	139	522661	53.32	ng/uL	92
27) Benzoic Acid	4.73	105	682071	51.25	ng/uL	98
28) 2,4-Dimethylphenol	4.51	107	785207	55.40	ng/uL	98
29) bis(2-Chloroethoxy)methane	4.60	93	1121834	54.11	ng/uL	99
30) 2,4-Dichlorophenol	4.68	162	615605	52.11	ng/uL	96
31) 1,2,4-Trichlorobenzene	4.75	180	598382	51.53	ng/uL	99
32) Naphthalene	4.81	128	2135375	53.85	ng/uL	100
33) 4-Chloroaniline	4.91	127	993719	56.42	ng/uL	100
34) Hexachlorobutadiene	5.02	225	268126	52.65	ng/uL	99
35) 4-Chloro-3-Methylphenol	5.50	107	693867	54.25	ng/uL	99
36) 2-Methylnaphthalene	5.60	142	1397524	52.13	ng/uL	99
37) 1-Methylnaphthalene	5.73	142	1385828	51.82	ng/uL	99
39) Hexachlorocyclopentadiene	5.90	237	272901	61.78	ng/uL	98
40) 2,4,6-Trichlorophenol	6.02	196	358580	51.03	ng/uL	98
41) 2,4,5-Trichlorophenol	6.07	196	424715	57.52	ng/uL	97
43) Biphenyl	6.24	154	1431554	52.62	ng/uL	99
44) 2-Chloronaphthalene	6.23	162	1274769	52.93	ng/uLm	98
45) Dimethylphthalate	6.80	163	1330609	54.81	ng/uL	99
46) Acenaphthylene	6.83	152	2033808	54.99	ng/uL	99
47) 2,6-Dinitrotoluene	6.87	165	366821	54.85	ng/uL	93
48) 2-Nitroaniline	6.45	65	404919	53.02	ng/uL	86

(#) = qualifier out of range (m) = manual integration
 SV139816.D SV1NH.M Thu Jul 20 08:39:43 2006

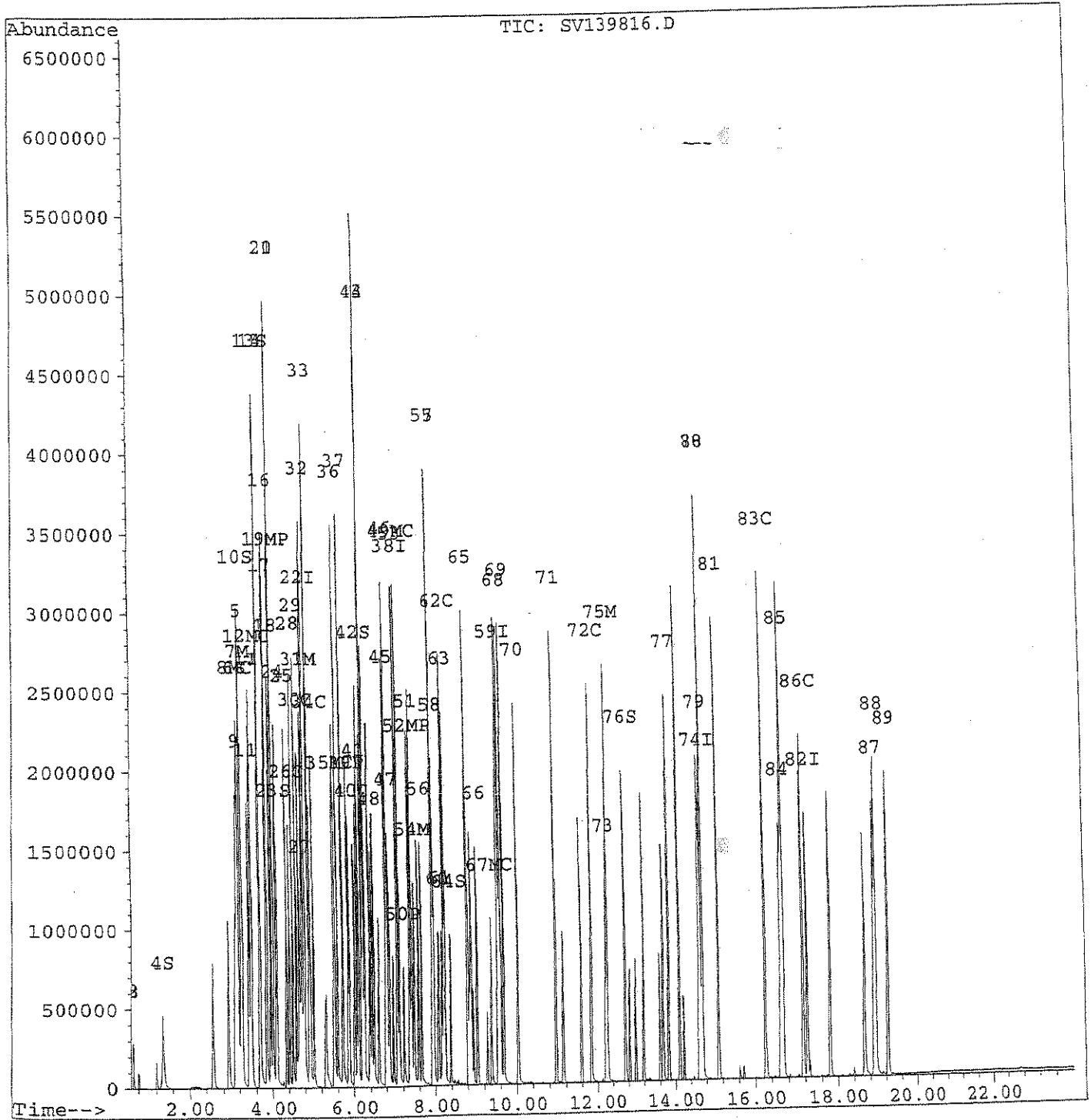
Data File : Q:\SVOA\MS1_MD\MD0706\MD071906\SV139816.D Vial: 2
 Acq On : 19 Jul 106 5:54 pm Operator: VSC
 Sample : BPG0192-CCV1 Inst : SVOA-MS1
 Misc : Multiplr: 1.00
 Quant Time: Jul 20 8:39 19106

Method : C:\HPCHEM\1\METHODS\SV1NH.M
 Title : ELEMENT ID: 0607014(SOIL) 0607015(AQUEOUS)
 Last Update : Thu Jul 20 08:37:20 2006
 Response via : Multiple Level Calibration

Compound	R.T.	QIon	Response	Conc Unit	Qvalue
49) Acenaphthene	7.12	153	1201678	55.71 ng/uL	99
50) 2,4-Dinitrophenol	7.24	184	221554	51.76 ng/uL	98
51) Dibenzofuran	7.38	168	1647667	54.27 ng/uL	95
52) 4-Nitrophenol	7.41	65	249580	54.30 ng/uL	99
53) 3-Nitroaniline	7.08	65	455994	55.24 ng/uL	95
54) 2,4-Dinitrotoluene	7.49	165	453578	53.23 ng/uL	86
55) Fluorene	7.93	166	1285809	55.77 ng/uL	99
56) 2,3,4,6-Tetrachlorophenol	7.67	232	293944	54.38 ng/uL	98
57) Diethylphthalate	7.94	149	1386614	56.51 ng/uL	98
58) 4-Chloro-phenyl-phenyl eth	7.98	204	565881	56.07 ng/uL	94
60) 4-Nitroaniline	8.10	138	477793	52.48 ng/uL	93
61) 4,6-Dinitro-2-Methylphenol	8.17	198	277898	50.68 ng/uL	86
62) N-nitrosodiphenylamine	8.22	169	1101757	53.59 ng/uL	100
63) Azobenzene	8.25	77	1677152	54.09 ng/uL	96
65) 4-Bromophenyl-phenylether	8.81	248	287431	51.72 ng/uL	96
66) Hexachlorobenzene	9.04	284	320061	50.20 ng/uL	98
67) Pentachlorophenol	9.38	266	201316	50.40 ng/uL	99
68) Phenanthrene	9.61	178	1670316	51.32 ng/uL	100
69) Anthracene	9.69	178	1735236	52.80 ng/uL	100
70) Carbazole	10.05	167	1760616	52.00 ng/uL	99
71) Di-n-butylphthalate	10.97	149	2581719	53.46 ng/uL	100
72) Fluoranthene	11.85	202	1671761	53.09 ng/uL	90
73) Benzidine	12.22	184	921150	61.55 ng/uL	100
75) Pyrene	12.26	202	1792470	50.44 ng/uL	93
77) Butylbenzylphthalate	13.84	149	1153421	52.21 ng/uL	93
78) 3,3'-Dichlorobenzidine	14.71	252	544233	50.68 ng/uL	98
79) Benzo(a)anthracene	14.63	228	1559445	50.28 ng/uL	100
80) Chrysene	14.72	228	1357644	51.25 ng/uL	99
81) bis(2-Ethylhexyl)phthalate	15.10	149	1549573	53.50 ng/uL	97
83) Di-n-octylphthalate	16.25	149	2762187	52.12 ng/uL	100
84) Benzo(b)fluoranthene	16.64	252	1754072	50.64 ng/uLm	92
85) Benzo(k)fluoranthene	16.68	252	1132997	54.20 ng/uL	99
86) Benzo(a)pyrene	17.17	252	1400101	51.83 ng/uL	97
87) Indeno(1,2,3-Cd)Pyrene	18.91	276	1548785	59.20 ng/uL	98
88) Dibenzo(a,h)Anthracene	18.96	278	1278358	58.24 ng/uL	96
89) Benzo(g,h,i)perylene	19.27	276	1317339	60.40 ng/uL	91

Data File : Q:\SVOA\MS1_MD\MD0706\MD071906\SV139816.D Vial: 2
Acq On : 19 Jul 106 5:54 pm Operator: VSC
Sample : BPG0192-CCV1 Inst : SVOA-MS1
Misc : Multiplr: 1.00
Quant Time: Jul 20 8:39 19106

Method : C:\HPCHEM\1\METHODS\SV1NH.M
Title : ELEMENT ID: 0607014(SOIL) 0607015(AQUEOUS)
Last Update : Thu Jul 20 08:37:20 2006
Response via : Multiple Level Calibration



Data File : Q:\SVOA\MS1_MD\MD0706\MD071906\SV139816.D Vial: 2
 Acq On : 19 Jul 106 5:54 pm Operator: VSC
 Sample : BPG0192-CCV1 Inst : SVOA-MS1
 Misc : Multiplr: 1.00

Method : C:\HPCHEM\1\METHODS\SV1NH.M
 Title : ELEMENT ID: 0607014(SOIL) 0607015(AQUEOUS)
 Last Update : Thu Jul 20 08:37:20 2006
 Response via : Multiple Level Calibration

Min. RRF : 0.000 Min. Rel. Area : 50% Max. R.T. Dev 0.50min
 Max. RRF Dev : 30% Max. Rel. Area : 200%

	Compound	AvgRF	CCRF	%Dev	Area%	Dev(min)
1 I	1,4-Dichlorobenzene-d4	1.000	1.000	0.0	93	-0.02
2	N-Nitrosodimethylamine	0.070	0.068	3.2	97	-0.01
3	Pyridine	0.124	0.109	11.9	86	-0.01
4 S	2-Fluorophenol (SURR)	1.480	1.026	30.7#	64	-0.03
5	bis(2-Chloroethyl)ether	1.532	1.646	-7.4	95	-0.02
6 S	Phenol-d5 (SURR)	1.848	2.038	-10.3	98	-0.02
7 M	2-Chlorophenol	1.436	1.510	-5.2	95	-0.02
8 MC	Phenol	2.292	2.539	-10.8	104	-0.02
9	Aniline	2.327	2.481	-6.6	98	-0.03
10 S	2-Chlorophenol-d4 (SURR)	1.425	1.506	-5.7	95	-0.02
11	1,3-Dichlorobenzene	1.539	1.589	-3.3	97	-0.01
12 MC	1,4-Dichlorobenzene	1.560	1.638	-5.0	96	-0.02
13 S	1,2 Dichlorobenzene-d4 (SURR)	0.836	0.881	-5.4	95	-0.01
14	1,2-Dichlorobenzene	1.364	1.453	-6.5	98	-0.02
15	Benzyl Alcohol	1.024	1.058	-3.3	93	-0.02
16	bis(2-chloroisopropyl)Ether	1.784	1.952	-9.5	98	-0.02
17	2-Methylphenol	1.321	1.389	-5.1	95	-0.02
18	Acetophenone	1.814	1.924	-6.0	97	-0.02
19 MP	N-Nitroso-Di-n-Propylamine	0.935	0.942	-0.8	94	-0.01
20	Hexachloroethane	0.590	0.595	-0.8	94	-0.01
21	3+4-Methylphenol	1.346	1.466	-8.9	95	-0.01
22 I	Naphthalene-d8	1.000	1.000	0.0	89	-0.01
23 S	Nitrobenzene-d5 (SURR)	0.385	0.397	-3.0	92	-0.02
24	Nitrobenzene	0.375	0.404	-7.5	95	-0.02
25	Isophorone	0.756	0.776	-2.7	95	-0.02
26 C	2-Nitrophenol	0.239	0.255	-6.6	94	0.00
27	Benzoic Acid	0.298	0.332	-11.6	95	-0.01
28	2,4-Dimethylphenol	0.345	0.382	-10.8	103	-0.02
29	bis(2-Chloroethoxy)methane	0.505	0.546	-8.2	101	-0.02
30 C	2,4-Dichlorophenol	0.288	0.300	-4.2	93	-0.01
31 M	1,2,4-Trichlorobenzene	0.283	0.291	-3.1	94	-0.01
32	Naphthalene	0.966	1.040	-7.7	96	-0.01
33	4-Chloroaniline	0.429	0.484	-12.8	97	-0.01
34 C	Hexachlorobutadiene	0.124	0.131	-5.3	92	-0.02
35 MC	4-Chloro-3-Methylphenol	0.311	0.338	-8.5	91	-0.03
36	2-Methylnaphthalene	0.653	0.681	-4.3	94	-0.01
37	1-Methylnaphthalene	0.651	0.675	-3.6	93	-0.02
38 I	Acenaphthene-d10	1.000	1.000	0.0	89	-0.02
39 P	Hexachlorocyclopentadiene	0.239	0.295	-23.6	125	-0.02
40 C	2,4,6-Trichlorophenol	0.380	0.388	-2.1	90	-0.02
41	2,4,5-Trichlorophenol	0.400	0.460	-15.0	97	-0.03
42 S	2-Fluorobiphenyl (SURR)	1.243	1.355	-9.0	91	-0.01
43	Biphenyl	1.472	1.549	-5.2	94	-0.02
44	2-Chloronaphthalene	1.303	1.380	-5.9	93	-0.02
45	Dimethylphthalate	1.314	1.440	-9.6	94	-0.01
46	Acenaphthylene	2.001	2.201	-10.0	94	-0.02
47	2,6-Dinitrotoluene	0.362	0.397	-9.7	94	-0.02
48	2-Nitroaniline	0.413	0.438	-6.0	97	-0.02
49 MC	Acenaphthene	1.167	1.300	-11.4	93	-0.02
50 P	2,4-Dinitrophenol	0.199	0.240	-20.2	97	-0.02
51	Dibenzofuran	1.643	1.783	-8.5	93	-0.02
52 MP	4-Nitrophenol	0.249	0.270	-8.6	90	-0.03
53	3-Nitroaniline	0.447	0.493	-10.5	98	-0.02

(#) = Out of Range
 SV139816.D SV1NH.M

Thu Jul 20 08:40:17 2006

Data File : Q:\SVOA\MS1_MD\MD0706\MD071906\SV139816.D Vial: 2
 Acq On : 19 Jul 106 5:54 pm Operator: VSC
 Sample : BPG0192-CCV1 Inst : SVOA-MS1
 Misc : Multiplr: 1.00

Method : C:\HPCHEM\1\METHODS\SV1NH.M
 Title : ELEMENT ID: 0607014(SOIL) 0607015(AQUEOUS)
 Last Update : Thu Jul 20 08:37:20 2006
 Response via : Multiple Level Calibration

Min. RRF : 0.000 Min. Rel. Area : 50% Max. R.T. Dev 0.50min
 Max. RRF Dev : 30% Max. Rel. Area : 200%

	Compound	AvgRF	CCRF	%Dev	Area%	Dev(min)
54 M	2,4-Dinitrotoluene	0.461	0.491	-6.5	91	-0.03
55	Fluorene	1.248	1.391	-11.5	92	-0.03
56	2,3,4,6-Tetrachlorophenol	0.292	0.318	-8.8	92	-0.02
57	Diethylphthalate	1.328	1.501	-13.0	95	-0.03
58	4-Chloro-phenyl-phenyl ethe	0.546	0.612	-12.1	92	-0.03
59 I	Phenanthrene-d10	1.000	1.000	0.0	88	-0.03
60	4-Nitroaniline	0.351	0.368	-5.0	93	-0.02
61	4,6-Dinitro-2-Methylphenol	0.195	0.214	-9.6	92	-0.03
62 C	N-nitrosodiphenylamine	0.792	0.848	-7.2	91	-0.02
63	Azobenzene	1.194	1.292	-8.2	95	-0.02
64 S	2,4,6-Tribromophenol (SURR)	0.122	0.121	1.0	89	-0.02
65	4-Bromophenyl-phenylether	0.214	0.221	-3.4	92	-0.03
66	Hexachlorobenzene	0.245	0.246	-0.4	92	-0.03
67 MC	Pentachlorophenol	0.145	0.155	-7.2	96	-0.03
68	Phenanthrene	1.253	1.286	-2.6	89	-0.03
69	Anthracene	1.265	1.336	-5.6	91	-0.03
70	Carbazole	1.304	1.356	-4.0	89	-0.03
71	Di-n-butylphthalate	1.859	1.988	-6.9	93	-0.03
72 C	Fluoranthene	1.213	1.287	-6.2	95	-0.03
73	Benzidine	0.576	0.709	-23.1	117	-0.03
74 I	Chrysene-d12	1.000	1.000	0.0	94	-0.03
75 M	Pyrene	1.652	1.667	-0.9	93	-0.04
76 S	Terphenyl-d14 (SURR)	0.989	0.986	0.3	92	-0.03
77	Butylbenzylphthalate	1.027	1.072	-4.4	94	-0.03
78	3,3'-Dichlorobenzidine	0.499	0.506	-1.4	91	-0.03
79	Benzo(a)anthracene	1.442	1.450	-0.6	95	-0.03
80	Chrysene	1.231	1.262	-2.5	95	-0.02
81	bis(2-Ethylhexyl)phthalate	1.347	1.441	-7.0	98	-0.03
82 I	Perylene-d12	1.000	1.000	0.0	98	-0.03
83 C	Di-n-octylphthalate	2.340	2.439	-4.2	101	-0.02
84	Benzo(b)fluoranthene	1.529	1.549	-1.3	102	-0.04
85	Benzo(k)fluoranthene	1.015	1.000	1.4	97	-0.04
86 C	Benzo(a)pyrene	1.193	1.236	-3.7	100	-0.04
87	Indeno(1,2,3-Cd)Pyrene	1.155	1.368	-18.4	109	-0.04
88	Dibenzo(a,h)Anthracene	0.969	1.129	-16.5	110	-0.03
89	Benzo(g,h,i)perylene	0.963	1.163	-20.8	111	-0.03

ESS LABORATORY GCMS1 RUN LOG

COLUMN DB5MS

BATCH DATE	VIAL #	FILE #	LAB ID	METHOD	COMMENTS / DILUTION / STANDARD ID	ANALYST
7/18/06	20	SV1 39811	B661512-MSD1	SVINH	did not run	SL
7/18/06	21	SV1 12	0607164-21	SVINH		SL
7/18/06	22	SV1 13	0607164-22	SVINH		SL
7/19/06	1	SV1 03	B260172-TM1	DTFTR	6613052	SL
	2	SV1 04	B260172-CV1	SVINH	6610021	
	3	SV1 05	B661512-BLW1		6610022	
	4	SV1 06	B661512-B51			
	5	SV1 07	B661512-B501			
	6	SV1 08	B661820-B51			
	7	SV1 09	0607164-07		2x	
	8	SV1 10	0607164-08		2x	
	9	SV1 11	0607164-09		5x	
	10	SV1 12	0607173-03			
	11	SV1 13	B661512-MS1			
	12	SV1 14	B661512-MSD1	SVINH		
	1	SV1 15	B260192-TM1	DTFTR	6613052 B260193-TM1	
	2	SV1 16	B260192-CV1	SVINH	6610021	
	3	SV1 17	B661719-BLW1		6610022	
	4	SV1 18	B661719-B51			
	5	SV1 19	B661719-B5D1			
	6	SV1 20	0607162-01		Re-run with water	
	7	SV1 21	B661719-MS1		not needed?	
	8	SV1 22	0607162-02			
	9	SV1 23	-03			
	10	SV1 24	-04			
	11	SV1 25	0607162-05			
	12	SV1 26	B661717-BLW1			
	13	SV1 27	B661717-B51			
	14	SV1 28	B661717-B5D1			
7/19/06	15	SV1 29	0607161-02	SVINH		SL

**ESS LABORATORY
GCMS1 RUN LOG**

COLUMN DB5MS

BATCH DATE	VIAL #	FILE #	LAB ID	METHOD	COMMENTS / DILUTION / STANDARD ID	ANALYST
7/19/06	16	SV1 39830	0607162-01	✓ SVINH	6610022	VSC
	17	SV1 31	0607173-17	✓		
	18	SV1 32	0607164-21	✓		
	19	SV1 33	0607164-02	✓		
	20	SV1 34	0607164-24	✓		
	21	SV1 35	0607173-02	✓		
7/19/06	02	SV1 36	0607164-23	✓ SVINH	6610022	VSC
7/20/06	1	SV1 37	B26-0216-Turn	DETPP	6613052	VSC
	2	SV1 38	B26-0216-CCVI	SVINH	6620055	
	3	SV1 39	0607162-01	✓	6617086	
	4	SV1 40	B6-61823-BLW	✓		
	5	SV1 41	B6-61823-B51	✓		
	6	SV1 42	B6-61823-B5D1	✓		
	7	SV1 43	0607166-01	✓		
	8	SV1 44	0607166-02	✓		
	9	SV1 45	0607166-03	✓		
	10	SV1 46	0607173-01	✓		
	11	SV1 47	-09	✓		
	12	SV1 48	-04	✓	RR 52	
	13	SV1 49	-11	✓		
	14	SV1 50	0607173-08	✓ SVINH	RR 52	
	1	SV1 51	B26-0246-Turn	DETPP	6613052	
	2	SV1 52	B26-0246-CCVI	SVINH	6620055	
	3	SV1 53	B6-61931-BLW	✓	6617086	
	4	SV1 54	B6-61931-B51	X	RR Add 8mJ	
	5	SV1 55	B6-61931-B5D1	✓		
	6	SV1 56	0607246-01	✓		
	7	SV1 57	B6-61931-MS1	✓		
	8	SV1 58	B6-61931-MSD1	✓		
7/20/06	9	SV1 59	0607246-02	✓ SVINH		VSC

ANALYSIS SEQUENCE

BPG0276

Instrument: SVOA-MS1

Calibration ID: UNASSIGNED SVINT

Lab Number	Analysis	Container	Order	Position	STD ID	ISTD ID	Client
BPG0276-TUN1	QC		1		6G13052		
BPG0276-CCV1	QC		2		6G20055	6G17086	
0607173-13RE1	SVOC: 8270/3541 ppb PAH	A	3			6G17086	MACTEC Engineering & Consulting, In
0607173-06RE1	SVOC: 8270/3541 ppb PAH	A	4			6G17086	MACTEC Engineering & Consulting, In

Samples Loaded By

Date

Data Processed By

Date

Data File : Q:\SVOA\MS1_MD\MD0706\MD072106\SV139889.D Vial: 1
 Acq On : 21 Jul 106 6:30 pm Operator: VSC
 Sample : BPG0276-TUN1 Inst : SVOA-MS1
 Misc : Multiplr: 1.00

Method : C:\HPCHEM\1\METHODS\SV1NH.M
 Title : ELEMENT ID: 0607014(SOIL) 0607015(AQUEOUS)

Scan Number 104

Target Mass	Rel. to Mass	Lower Limit%	Upper Limit%	Rel. Abn%	Raw Abn	Result Pass/Fail
51	198	30	60	40.8	99821	PASS
68	69	0	2	0.0	0	PASS
69	198	0	100	57.0	139539	PASS
70	69	0	2	0.0	0	PASS
127	198	40	60	53.1	130037	PASS
197	198	0	1	0.0	0	PASS
198	198	100	100	100.0	244947	PASS
199	198	5	9	6.8	16580	PASS
275	198	10	30	16.2	39742	PASS
365	198	1	100	1.3	3253	PASS
441	443	0	100	75.2	17599	PASS
442	198	40	100	47.3	115773	PASS
443	442	17	23	20.2	23399	PASS

SV139889.D SV1NH.M Sat Jul 22 13:02:51 2006

Data File : Q:\SVOA\MS1_MD\MD0706\MD072106\SV139890.D Vial: 2
 Acq On : 21 Jul 106 6:50 pm Operator: VSC
 Sample : BPG0276-CCV1 Inst : SVOA-MS1
 Misc : Multiplr: 1.00
 Quant Time: Jul 22 13:11 19106

Method : C:\HPCHEM\1\METHODS\SV1NH.M
 Title : ELEMENT ID: 0607014(SOIL) 0607015(AQUEOUS)
 Last Update : Sat Jul 22 13:10:26 2006
 Response via : Multiple Level Calibration

Internal Standards	R.T.	QIon	Response	Conc	Units	Dev(Min)
1) 1,4-Dichlorobenzene-d4	3.38	152	630852	40.00	ng/uL	0.00
22) Naphthalene-d8	4.71	136	2209386	40.00	ng/uL	0.00
38) Acenaphthene-d10	6.96	164	1045129	40.00	ng/uL	0.00
59) Phenanthrene-d10	9.44	188	1446685	40.00	ng/uL	0.00
74) Chrysene-d12	14.54	240	1186755	40.00	ng/uL	0.00
82) Perylene-d12	17.13	264	1214616	40.00	ng/uL	0.00
System Monitoring Compounds						
4) 2-Fluorophenol (SURR)	1.27	112	450698	19.30	ng/uL	12.87%
6) Phenol-d5 (SURR)	3.10	99	1596044	54.75	ng/uL	36.50%
10) 2-Chlorophenol-d4 (SURR)	3.17	132	1172871	52.20	ng/uL	34.80%
13) 1,2 Dichlorobenzene-d4 (SURR)	3.60	152	690226	52.37	ng/uL	52.37%
23) Nitrobenzene-d5 (SURR)	4.03	82	1140490	53.59	ng/uL	53.59%
42) 2-Fluorobiphenyl (SURR)	6.03	172	1685297	51.89	ng/uL	51.89%
64) 2,4,6-Tribromophenol (SURR)	8.27	330	221483	50.17	ng/uL	33.45%
76) Terphenyl-d14 (SURR)	12.59	244	1436022	48.95	ng/uL	48.95%
Target Compounds						
2) N-Nitrosodimethylamine	0.67	74	38079	34.35	ng/uLm	89
3) Pyridine	0.67	79	64600	33.05	ng/ulm	92
5) bis(2-Chloroethyl) ether	3.16	93	1285181	53.18	ng/uL	95
7) 2-Chlorophenol	3.19	128	1175098	51.88	ng/uL	96
8) Phenol	3.11	94	2024761	56.02	ng/uL	77
9) Aniline	3.05	93	1978724	53.92	ng/ul	89
11) 1,3-Dichlorobenzene	3.33	146	1262538	52.03	ng/uL	99
12) 1,4-Dichlorobenzene	3.40	146	1260745	51.24	ng/uL	100
14) 1,2-Dichlorobenzene	3.61	146	1080008	50.21	ng/uL	99
15) Benzyl Alcohol	3.61	79	834421	51.68	ng/ul	91
16) bis(2-chloroisopropyl)Ethe	3.79	45	1536670	54.63	ng/uL	99
17) 2-Methylphenol	3.78	108	1090731	52.35	ng/uL	99
18) Acetophenone	3.89	105	1472316	51.46	ng/ul	89
19) N-Nitroso-Di-n-Propylamine	3.94	70	752491	51.05	ng/uL	99
20) Hexachloroethane	3.93	117	484908	52.12	ng/uL	94
21) 3+4-Methylphenol	3.95	108	1125551	53.03	ng/uL	98
24) Nitrobenzene	4.05	77	1112728	53.66	ng/uL	97
25) Isophorone	4.28	82	2205924	52.84	ng/uL	96
26) 2-Nitrophenol	4.35	139	706486	53.58	ng/uL	94
27) Benzoic Acid	4.69	105	949580	52.91	ng/uL	98
28) 2,4-Dimethylphenol	4.44	107	1039828	54.55	ng/uL	100
29) bis(2-Chloroethoxy)methane	4.53	93	1511437	54.20	ng/uL	98
30) 2,4-Dichlorophenol	4.60	162	830837	52.29	ng/uL	98
31) 1,2,4-Trichlorobenzene	4.67	180	789612	50.55	ng/uL	99
32) Naphthalene	4.73	128	2694814	50.52	ng/uL	100
33) 4-Chloroaniline	4.84	127	1285388	54.25	ng/uL	100
34) Hexachlorobutadiene	4.94	225	354361	51.73	ng/uL	98
35) 4-Chloro-3-Methylphenol	5.42	107	935858	54.39	ng/uL	99
36) 2-Methylnaphthalene	5.51	142	1900019	52.69	ng/uL	100
37) 1-Methylnaphthalene	5.64	142	1847475	51.36	ng/ul	100
39) Hexachlorocyclopentadiene	5.80	237	359083	57.50	ng/uL	98
40) 2,4,6-Trichlorophenol	5.93	196	507121	51.05	ng/uL	99
41) 2,4,5-Trichlorophenol	5.99	196	561880	53.82	ng/uL	100
43) Biphenyl	6.14	154	1817615	47.25	ng/ul	97
44) 2-Chloronaphthalene	6.18	162	1422808	41.78	ng/uL	99
45) Dimethylphthalate	6.70	163	1714758	49.96	ng/uL	99
46) Acenaphthylene	6.72	152	2693271	51.51	ng/uL	99
47) 2,6-Dinitrotoluene	6.78	165	505807	53.50	ng/uL	93
48) 2-Nitroaniline	6.35	65	559889	51.86	ng/uL	95

(#) = qualifier out of range (m) = manual integration
 SV139890.D SV1NH.M Sat Jul 22 13:12:42 2006

Data File : Q:\SVOA\MS1_MD\MD0706\MD072106\SV139890.D Vial: 2
 Acq On : 21 Jul 106 6:50 pm Operator: VSC
 Sample : BPG0276-CCV1 Inst : SVOA-MS1
 Misc : Multiplr: 1.00
 Quant Time: Jul 22 13:11 19106

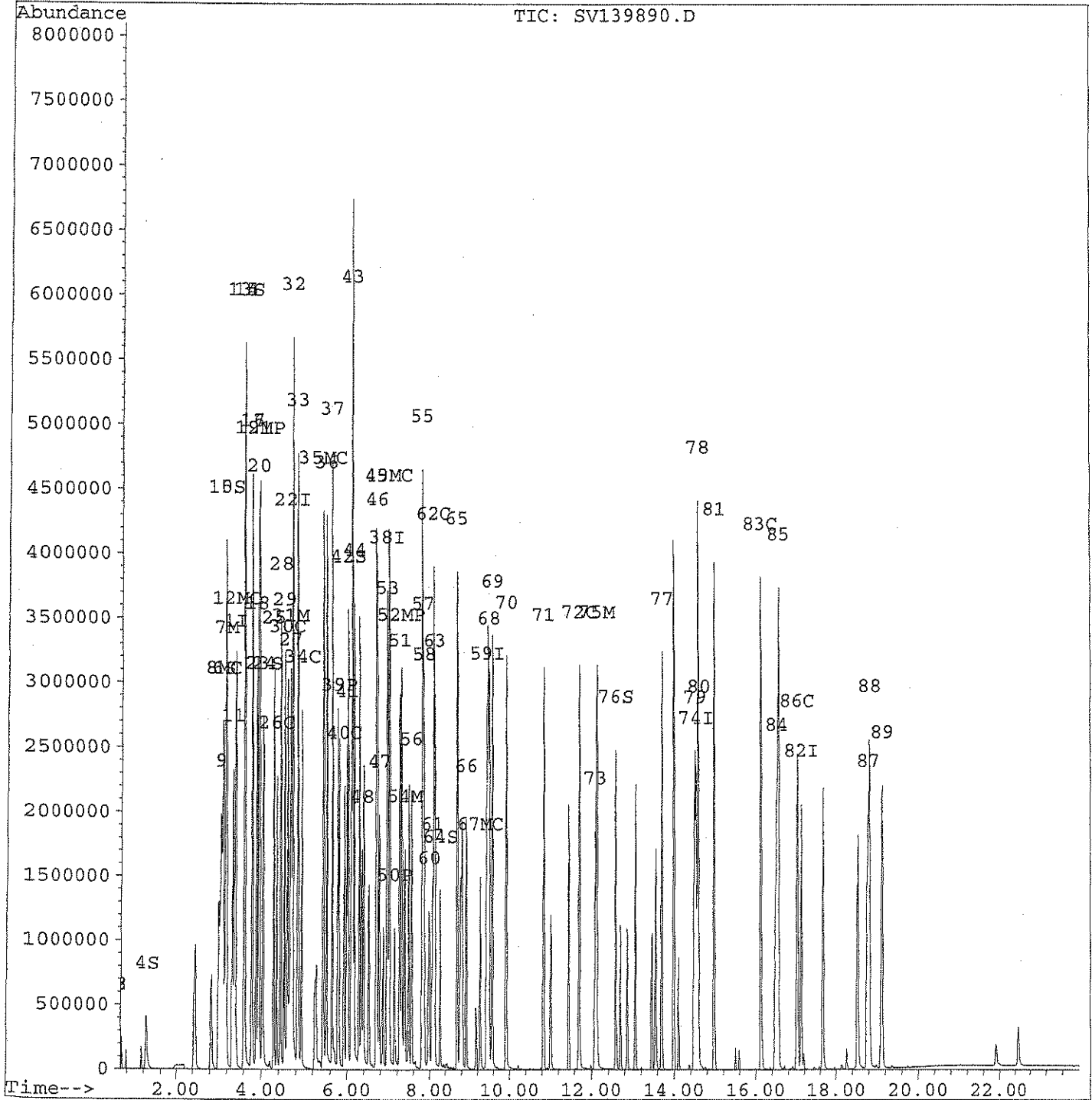
Method : C:\HPCHEM\1\METHODS\SV1NH.M
 Title : ELEMENT ID: 0607014(SOIL) 0607015(AQUEOUS)
 Last Update : Sat Jul 22 13:10:26 2006
 Response via : Multiple Level Calibration

Compound	R.T.	QIon	Response	Conc	Unit	Qvalue
49) Acenaphthene	7.01	153	1601066	52.50	ng/uL	100
50) 2,4-Dinitrophenol	7.14	184	341045	55.87	ng/uL	93
51) Dibenzofuran	7.27	168	2235540	52.08	ng/uL	95
52) 4-Nitrophenol	7.32	65	339591	52.26	ng/uL	94
53) 3-Nitroaniline	6.98	65	629846	53.97	ng/uL	88
54) 2,4-Dinitrotoluene	7.39	165	630791	52.36	ng/uL	90
55) Fluorene	7.82	166	1747452	53.61	ng/uL	100
56) 2,3,4,6-Tetrachlorophenol	7.55	232	407202	53.29	ng/uL	99
57) Diethylphthalate	7.84	149	1801791	51.93	ng/uL	99
58) 4-Chloro-phenyl-phenyl eth	7.86	204	758622	53.17	ng/uL	96
60) 4-Nitroaniline	7.99	138	668548	52.73	ng/uL	96
61) 4,6-Dinitro-2-Methylphenol	8.07	198	420774	54.99	ng/uL	87
62) N-nitrosodiphenylamine	8.11	169	1481639	51.75	ng/uL	99
63) Azobenzene	8.13	77	2327812	53.91	ng/uL	99
65) 4-Bromophenyl-phenylether	8.69	248	390118	50.41	ng/uL	93
66) Hexachlorobenzene	8.92	284	439649	49.52	ng/uL	96
67) Pentachlorophenol	9.27	266	298069	53.26	ng/uL	100
68) Phenanthrene	9.50	178	2231148	49.23	ng/uL	100
69) Anthracene	9.58	178	2349055	51.33	ng/uL	99
70) Carbazole	9.92	167	2395611	50.81	ng/uL	99
71) Di-n-butylphthalate	10.84	149	3491698	51.92	ng/uL	100
72) Fluoranthene	11.72	202	2305619	52.58	ng/uL	83
73) Benzidine	12.08	184	1137774	54.59	ng/uL	94
75) Pyrene	12.13	202	2392161	48.81	ng/uL	98
77) Butylbenzylphthalate	13.71	149	1550649	50.89	ng/uL	95
78) 3,3'-Dichlorobenzidine	14.59	252	696133	47.00	ng/uL	97
79) Benzo(a)anthracene	14.50	228	2128037	49.74	ng/uL	100
80) Chrysene	14.60	228	1818627	49.78	ng/uL	99
81) bis(2-Ethylhexyl)phthalate	14.97	149	2061144	51.59	ng/uL	99
83) Di-n-octylphthalate	16.12	149	3669930	51.65	ng/uL	99
84) Benzo(b)fluoranthene	16.52	252	2560391	55.13	ng/uL	98
85) Benzo(k)fluoranthene	16.57	252	1292078	43.97	ng/uL	98
86) Benzo(a)pyrene	17.04	252	1906573	52.64	ng/uL	99
87) Indeno(1,2,3-Cd)Pyrene	18.78	276	2057129	58.65	ng/uL	100
88) Dibenzo(a,h)Anthracene	18.83	278	1674598	56.90	ng/uL	88
89) Benzo(g,h,i)perylene	19.14	276	1720621	58.84	ng/uL	96

(#) = qualifier out of range (m) = manual integration
 SV139890.D SV1NH.M Sat Jul 22 13:12:44 2006

Data File : Q:\SVOA\MS1_MD\MD0706\MD072106\SV139890.D Vial: 2
Acq On : 21 Jul 106 6:50 pm Operator: VSC
Sample : BPG0276-CCV1 Inst : SVOA-MS1
Misc : Multiplr: 1.00
Quant Time: Jul 22 13:11 19106

Method : C:\HPCHEM\1\METHODS\SV1NH.M
Title : ELEMENT ID: 0607014(SOIL) 0607015(AQUEOUS)
Last Update : Sat Jul 22 13:10:26 2006
Response via : Multiple Level Calibration



Method : C:\HPCHEM\1\METHODS\SV1NH.M
 Title : ELEMENT ID: 0607014(SOIL) 0607015(AQUEOUS)
 Last Update : Sat Jul 22 13:10:26 2006
 Response via : Initial Calibration

Continuing Calibration File: SV139890.D

Min. RRF : 0.000 Min. Rel. Area : 50%
 Max. RRF Dev : 30% Max. Rel. Area : 200%

	Compound	AvgRF	CCRF	%Dev	Area%
1 I	1,4-Dichlorobenzene-d4	1.000	1.000	0.0	123
2	N-Nitrosodimethylamine	0.070	0.048	31.3#	92
3	Pyridine	0.124	0.082	33.9#	85
4 S	2-Fluorophenol (SURR)	1.480	0.572	61.4#	48#
5	bis(2-Chloroethyl)ether	1.532	1.632	-6.5	125
6 S	Phenol-d5 (SURR)	1.848	2.024	-9.5	129
7 M	2-Chlorophenol	1.436	1.490	-3.8	125
8 MC	Phenol	2.292	2.568	-12.0	139
9	Aniline	2.327	2.509	-7.8	131
10 S	2-Chlorophenol-d4 (SURR)	1.425	1.487	-4.4	124
11	1,3-Dichlorobenzene	1.539	1.598	-3.8	129
12 MC	1,4-Dichlorobenzene	1.560	1.599	-2.5	124
13 S	1,2 Dichlorobenzene-d4 (SURR)	0.836	0.875	-4.7	125
14	1,2-Dichlorobenzene	1.364	1.370	-0.4	122
15	Benzyl Alcohol	1.024	1.058	-3.4	123
16	bis(2-chloroisopropyl)Ether	1.784	1.949	-9.3	130
17	2-Methylphenol	1.321	1.383	-4.7	125
18	Acetophenone	1.814	1.867	-2.9	125
19 MP	N-Nitroso-Di-n-Propylamine	0.935	0.954	-2.1	126
20	Hexachloroethane	0.590	0.615	-4.2	129
21	3+4-Methylphenol	1.346	1.427	-6.1	123
22 I	Naphthalene-d8	1.000	1.000	0.0	120
23 S	Nitrobenzene-d5 (SURR)	0.385	0.413	-7.2	128
24	Nitrobenzene	0.375	0.399	-6.3	126
25	Isophorone	0.756	0.800	-5.9	131
26 C	2-Nitrophenol	0.239	0.256	-7.2	127
27	Benzoic Acid	0.298	0.344	-15.5	132
28	2,4-Dimethylphenol	0.345	0.377	-9.1	136
29	bis(2-Chloroethoxy)methane	0.505	0.548	-8.6	136
30 C	2,4-Dichlorophenol	0.288	0.301	-4.6	126
31 M	1,2,4-Trichlorobenzene	0.283	0.286	-1.1	124
32	Naphthalene	0.966	0.976	-1.0	122
33	4-Chloroaniline	0.429	0.466	-8.7	125
34 C	Hexachlorobutadiene	0.124	0.128	-3.5	121
35 MC	4-Chloro-3-Methylphenol	0.311	0.339	-8.8	123
36	2-Methylnaphthalene	0.653	0.688	-5.4	128
37	1-Methylnaphthalene	0.651	0.669	-2.8	124
38 I	Acenaphthene-d10	1.000	1.000	0.0	125
39 P	Hexachlorocyclopentadiene	0.239	0.275	-15.0	164
40 C	2,4,6-Trichlorophenol	0.380	0.389	-2.2	127
41	2,4,5-Trichlorophenol	0.400	0.430	-7.6	128
42 S	2-Fluorobiphenyl (SURR)	1.243	1.290	-3.8	122
43	Biphenyl	1.472	1.391	5.5	119
44	2-Chloronaphthalene	1.303	1.089	16.4	104
45	Dimethylphthalate	1.314	1.313	0.1	121
46	Acenaphthylene	2.001	2.062	-3.0	125
47	2,6-Dinitrotoluene	0.362	0.387	-7.0	130
48	2-Nitroaniline	0.413	0.427	-3.4	133
49 MC	Acenaphthene	1.167	1.226	-5.0	125
50 P	2,4-Dinitrophenol	0.199	0.261	-30.9#	150
51	Dibenzofuran	1.643	1.711	-4.2	126
52 MP	4-Nitrophenol	0.249	0.260	-4.5	122
53	3-Nitroaniline	0.447	0.482	-7.9	135
54 M	2,4-Dinitrotoluene	0.461	0.483	-4.7	126
55	Fluorene	1.248	1.338	-7.2	126
56	2,3,4,6-Tetrachlorophenol	0.292	0.312	-6.6	128
57	Diethylphthalate	1.328	1.379	-3.9	124
58	4-Chloro-phenyl-phenyl ether	0.546	0.581	-6.3	123
59 I	Phenanthrene-d10	1.000	1.000	0.0	122

62	C	N-nitrosodiphenylamine	0.792	0.818	-3.4	123
63		Azobenzene	1.194	1.286	-7.7	132
64	S	2,4,6-Tribromophenol (SURR)	0.122	0.122	-0.2	126
65		4-Bromophenyl-phenylether	0.214	0.215	-0.7	125
66		Hexachlorobenzene	0.245	0.243	1.1	126
67	MC	Pentachlorophenol	0.145	0.165	-13.8	142
68		Phenanthrene	1.253	1.246	0.6	121
69		Anthracene	1.265	1.299	-2.6	123
70		Carbazole	1.304	1.323	-1.5	121
71		Di-n-butylphthalate	1.859	1.928	-3.7	126
72	C	Fluoranthene	1.213	1.273	-5.0	131
73		Benzdine	0.576	0.628	-9.0	144
74	I	Chrysene-d12	1.000	1.000	0.0	130
75	M	Pyrene	1.652	1.613	2.4	124
76	S	Terphenyl-d14 (SURR)	0.989	0.968	2.1	124
77		Butylbenzylphthalate	1.027	1.042	-1.4	127
78		3,3'-Dichlorobenzidine	0.499	0.469	6.0	117
79		Benzo(a)anthracene	1.442	1.436	0.4	130
80		Chrysene	1.231	1.226	0.4	127
81		bis(2-Ethylhexyl)phthalate	1.347	1.389	-3.2	131
82	I	Perylene-d12	1.000	1.000	0.0	132
83	C	Di-n-octylphthalate	2.340	2.417	-3.3	134
84		Benzo(b)fluoranthene	1.529	1.686	-10.3	148
85		Benzo(k)fluoranthene	1.015	0.847	16.5	110
86	C	Benzo(a)pyrene	1.193	1.255	-5.3	136
87		Indeno(1,2,3-Cd)Pyrene	1.155	1.355	-17.3	144
88		Dibenzo(a,h)Anthracene	0.969	1.103	-13.8	144
89		Benzo(g,h,i)perylene	0.963	1.128	-17.1	144

(#) = Out of Range

SPCC's out = 0 CCC's out = 0

SV139890.D SV1NH.M

Sat Jul 22 13:13:21 2006

**ESS LABORATORY
GCMS1 RUN LOG**

COLUMN DB5MS

BATCH DATE	VIAL #	FILE #	LAB ID	METHOD	COMMENTS / DILUTION / STANDARD ID	ANALYST
7/20/06	10	SV1 39860	0607246-03	✓ SVINH	6617086	✓ JCL
	11	SV1 61	-04	✓		
	12	SV1 62	-05	✓		
	13	SV1 63	N -06	✓		
	14	SV1 64	0607246-07	✓		
	15	SV1 65	B661928-BS1	✓		
	16	SV1 66	B661928-BS1	✓		
	17	SV1 67	B661928-BS1	✓		
	18	SV1 68	0607235-01	✓		
	19	SV1 69	0607235-02	✓		
	20	SV1 70	B661928-MS1	✓		
	21	SV1 71	B661928-MS1	✓		✓
7/20/06	22	SV1 72	0607235-03	✓ SVINH	6617086	✓ JCL
7/21/06	1	SV1 73	B660254-TM1	✓ DF-TOP	6613052	✓ JCL
	2	SV1 74	B660254-CC1	✓ SVINH	6620055	
	3	SV1 75	B661931-BS1	✓	6617086	
	4	SV1 76	0607173-04	✓	EX	
	5	SV1 77	0607173-08	✓	EX	
	6	SV1 78	0607173-12	✓		
	7	SV1 79	0607246-01	✓	Confirmation Run	
	8	SV1 80	0607173-15	✓		
	9	SV1 81	-07	✓		
	10	SV1 82	-14	✓		
	11	SV1 83	-10		RR Bad Int.	
	11	SV1 84	-10		RR 20X	
	12	SV1 85	-05		✓ (RR IS)	
	13	SV1 86	-13		RR 20X	
	14	SV1 87	↓ -06		RR 10X	
	15	SV1 88	0607173-10	✓ SVINH	20X ✓ (SRR)	✓
7/21/06	1	SV1 89	B660254-TM1	✓ DF-TOP	6613052	✓ JCL

ESS LABORATORY GCMS1 RUN LOG

COLUMN DB5MS

BATCH DATE	VIAL #	FILE #	LAB ID	METHOD	COMMENTS / DILUTION / STANDARD ID	ANALYST
7/21/06	2	SV1 39890	BPE0276-CLU	SVINH	6620655	VSC
	3	SV1 91	B662047-BLW		6617086	
	4	SV1 92	B662047-B51		✓	
	5	SV1 93	B662047-B501		✓	
	6	SV1 94	0607274-01		✓	
	7	SV1 95	0607274-02		✓	
	8	SV1 96	B662047-B51		✓	
	9	SV1 97	B662047-M501		✓	
	10	SV1 98	0607274-03		✓	
	11	SV1 39899	-04		✓	
	12	SV1 39900	-05		✓	
	13	SV1 01	-06		✓	
	14	SV1 02	-07		✓	
	15	SV1 03	-08		✓	
	16	SV1 04	✓ -09		✓	
	17	SV1 05	0607274-10		✓	
	18	SV1 06	B661916-0BLW		✓	
	19	SV1 07	B661916-B51		✓	
	20	SV1 08	B661916-B501		✓	
	21	SV1 09	0607173-B 7/21/06		0607173-13 30x	N
7/21/06	22	SV1 10	0607173-06	SVINH	10x ✓ (PPS Failed)	VSC
7/21/06	1	SV1 11	BPE0277-TUN1	DETPP	662005L BPE0278(06) 662002-15	M
	2	SV1 12	-CLU	SVINH	✓ 662005	
	3	SV1 13	0662200-01		✓	
	4	SV1 14	-02		✓	
	5	SV1 15	-03		✓	
	6	SV1 16	-04		✓	
	7	SV1 17	-07M7		✓	
	8	SV1 18	B662124-B1K1		✓	
7/21/06	9	SV1 19	-A11	SVINH	✓	N

Semi-Volatile Organics Logbooks

06661301 - LC SIMS

ESS Organic Preparation Logbook

Project #: 0607134 0607173
Prep Date: 7/15/06
Batch ID: 520561512
Extraction Method: 324

Surrogate ID# A6613065
Matrix Spike ID# D6611057
Analytical Matrix: SA
Extraction Time: Start 12:30pm
Finish: 1:30pm

Start: 12:30pm
Finish: 1:30pm

ESS ID	Vol(ml)/Wt(g)	Surrogate (ul or ml)	Matrix Spike (ul or ml)	Extract Vol (ml) Hex/CH ₂ Cl ₂	Transfer Vol #1 (ml) Hex/CH ₂ Cl ₂	Transfer Vol #2 (ml) Hex/CH ₂ Cl ₂	Transfer Date	Bath Temp (C)	pH	Discard bottle #	Comments	1st Rvw Init.	Witness Init.	2nd Rvw Init.
BS	30.0	1A	NA	1	1	1	7/15/06	40	NA	NA		MN	NO SPLIT	NO SPLIT
LL BS	30.0	1A	1	1	1	1								
LL BS D	30.0	1B	0.025	1	1	1								
0607164-21	20.0	1A	NA	1	1	1								
-22	19.8	1A												
-23	19.7	1A												
-24	19.8	1A												
0607173-01	19.4	1A	1	1	1	1								
-03	19.4	1A	NA	1	1	1								
-03	19.6	1A	NA	1	1	1								
-03	19.5	1A	1	1	1	1								
-03	19.6	1A	1	1	1	1								
-04	19.5	1A	NA	1	1	1								
-05	19.5	1A	1	1	1	1								
-06	19.5	1A	1	1	1	1								
-07	19.5	1A	1	1	1	1								
-08	19.6	1A	1	1	1	1								
-09	19.8	1A	1	1	1	1								
-10	19.8	1A	1	1	1	1								
-11	30.4	1A	1	1	1	1								
-12	19.8	1A	1	1	1	1								
-13	30.1	1A	1	1	1	1								
-14	30.4	1A	NA	1	1	1								

Split Extraction*
 *Half of the final extract volume (0.5ml) is exchanged into 5ml
 5ml hexane and transferred as Vol 1. The other half (0.5ml
 CH₂Cl₂) is transferred as Volume 2.

- Analysis Performed
- PCB
 - B/N SVOA
 - SVOA
 - LL PAH
 - PEST
 - TPH/GC
 - BIS-2
 - PAH

Prepared By: MN

Glasswool/PAH/Carbon prep: Y

CH₂Cl₂ lot # CR111

NaOH ID# NA

**Check off column if entire sample used and bottle discarded.

Method #(s): 8270

Hexane lot# NA

Na₂SO₄ ID# PAH 07030612

Control #50.0001-0603A

BATCH ID/Test: B661512

BATCH ID/Test: NA

ESS Organic Preparation Logbook

Project #: D 607173 Surrogate ID# _____
 Prep Date: Feb 17/19 Matrix Spike ID# D 6611078
 Batch ID: 20866134 Extraction Time: _____
 Extraction Method: 3541 Finish: _____

Analytical Matrix: AA1
 Start: 12:50
 Split Extraction:

* Half of the final extract volume (0.5ml) is exchanged into 5ml 5ml hexane and transferred as Vol 1. The other half (0.5ml CH₂Cl₂) is transferred as Volume 2.

ESS ID	Vol (ml)/ Wt (g)	Surrogate (ul or ml)	Matrix Spike (ul or ml)	Extract Vol (ml) Hex/CH ₂ Cl ₂	Transfer Vol #1 (ml) Hex/CH ₂ Cl ₂	Transfer Vol #2 (ml) Hex/CH ₂ Cl ₂	Transfer Date	Bath Temp (C)	pH	Discard bottle #	Comments	1st Rvw Init.	Witness Init.	2nd Rvw Init.	Analysis Performed
SY086173-1	20.0	1	N/A	1	1	N/A	7/17/16	10	N/A	NA		SW	N/A	MS	PCB <input type="checkbox"/>
AD 20.0	1	1	1	1	1										B/N SVOA <input type="checkbox"/>
UB 20.0	1	1	1	1	1										SVOA <input type="checkbox"/>
UB 20.0	1	1	1	1	1										LL PAH <input type="checkbox"/>
UB 20.0	1	1	1	1	1										PEST <input type="checkbox"/>
UB 20.0	1	1	1	1	1										TPH/GC <input type="checkbox"/>
UB 20.0	1	1	1	1	1										BIS-2 <input type="checkbox"/>
UB 20.0	1	1	1	1	1										PAH <input type="checkbox"/>

Acid Washed: H₂SO₄ ID# NA
 Cu Cleaned: Cu ID# NA
 Polished: Lot# NA
 Silica Column/Carbon prep: Lot # NA

Prepared By: SW Glasswool: Winters Method #(s): 8920
 Hexane lot# NA Acetone lot# NA
 CH₂Cl₂ lot # SW 211710V NaOH ID# NA
 Na₂SO₄ ID# MT07066

**Check off column if entire sample used and bottle discarded.

Control #50.0001-0603A BATCH ID/Test: B6161704 BATCH ID/Test: _____ Page _____

Semi-Volatile Organics Data Package

(LL SIMS)

Semi-Volatile Organics Sample Data

ESS Laboratory

Division of Thielsch Engineering, Inc.

CERTIFICATE OF ANALYSIS

Client Name: MACTEC Engineering & Consulting, Inc.
Client Project ID: Providence Gorham Site
Client Sample ID: SS-SI56 S105
Date Sampled: 07/14/06 10:00
Percent Solids: 95
Initial Volume: 19.4
Final Volume: 1
Extraction Method: 3541

ESS Laboratory Work Order: 0607173
ESS Laboratory Sample ID: 0607173-02
Sample Matrix: Soil
Analyst: JLS
Prepared: 07/15/06

8270C(SIM) Polynuclear Aromatic Hydrocarbons

<u>Analyte</u>	<u>Results</u>	<u>Units</u>	<u>MRL</u>	<u>DF</u>	<u>Analyzed</u>
1-Methylnaphthalene	ND	ug/Kg dry	27.1	1	07/17/06
2-Methylnaphthalene	ND	ug/Kg dry	27.1	1	07/17/06
Acenaphthene	ND	ug/Kg dry	27.1	1	07/17/06
Acenaphthylene	ND	ug/Kg dry	27.1	1	07/17/06
Anthracene	ND	ug/Kg dry	27.1	1	07/17/06
Benzo(a)anthracene	117	ug/Kg dry	27.1	1	07/17/06
Benzo(a)pyrene	119	ug/Kg dry	27.1	1	07/17/06
Benzo(b)fluoranthene	103	ug/Kg dry	27.1	1	07/17/06
Benzo(g,h,i)perylene	60.2	ug/Kg dry	27.1	1	07/17/06
Benzo(k)fluoranthene	90.6	ug/Kg dry	27.1	1	07/17/06
Chrysene	110	ug/Kg dry	27.1	1	07/17/06
Dibenzo(a,h)Anthracene	ND	ug/Kg dry	27.1	1	07/17/06
Fluoranthene	205	ug/Kg dry	27.1	1	07/17/06
Fluorene	ND	ug/Kg dry	27.1	1	07/17/06
Indeno(1,2,3-cd)Pyrene	58.1	ug/Kg dry	27.1	1	07/17/06
Naphthalene	ND	ug/Kg dry	27.1	1	07/17/06
Phenanthrene	161	ug/Kg dry	27.1	1	07/17/06
Pyrene	251	ug/Kg dry	27.1	1	07/17/06

	<i>%Recovery</i>	<i>Qualifier</i>	<i>Limits</i>
<i>Surrogate: 1,2-Dichlorobenzene-d4</i>	53 %		30-130
<i>Surrogate: 2-Fluorobiphenyl</i>	55 %		30-130
<i>Surrogate: Nitrobenzene-d5</i>	58 %		30-130
<i>Surrogate: p-Terphenyl-d14</i>	63 %		30-130

ESS Laboratory

Division of Thielsch Engineering, Inc.

CERTIFICATE OF ANALYSIS

Client Name: MACTEC Engineering & Consulting, Inc.
Client Project ID: Providence Gorham Site
Client Sample ID: SS-SI57 B1
Date Sampled: 07/14/06 10:15
Percent Solids: 73
Initial Volume: 19.6
Final Volume: 1
Extraction Method: 3541

ESS Laboratory Work Order: 0607173
ESS Laboratory Sample ID: 0607173-03
Sample Matrix: Soil
Analyst: JLS
Prepared: 07/15/06

8270C(SIM) Polynuclear Aromatic Hydrocarbons

<u>Analyte</u>	<u>Results</u>	<u>Units</u>	<u>MRL</u>	<u>DF</u>	<u>Analyzed</u>
1-Methylnaphthalene	ND	ug/Kg dry	34.9	1	07/17/06
2-Methylnaphthalene	ND	ug/Kg dry	34.9	1	07/17/06
Acenaphthene	ND	ug/Kg dry	34.9	1	07/17/06
Acenaphthylene	ND	ug/Kg dry	34.9	1	07/17/06
Anthracene	ND	ug/Kg dry	34.9	1	07/17/06
Benzo(a)anthracene	ND	ug/Kg dry	34.9	1	07/17/06
Benzo(a)pyrene	ND	ug/Kg dry	34.9	1	07/17/06
Benzo(b)fluoranthene	ND	ug/Kg dry	34.9	1	07/17/06
Benzo(g,h,i)perylene	ND	ug/Kg dry	34.9	1	07/17/06
Benzo(k)fluoranthene	ND	ug/Kg dry	34.9	1	07/17/06
Chrysene	ND	ug/Kg dry	34.9	1	07/17/06
Dibenzo(a,h)Anthracene	ND	ug/Kg dry	34.9	1	07/17/06
Fluoranthene	ND	ug/Kg dry	34.9	1	07/17/06
Fluorene	ND	ug/Kg dry	34.9	1	07/17/06
Indeno(1,2,3-cd)Pyrene	ND	ug/Kg dry	34.9	1	07/17/06
Naphthalene	ND	ug/Kg dry	34.9	1	07/17/06
Phenanthrene	ND	ug/Kg dry	34.9	1	07/17/06
Pyrene	ND	ug/Kg dry	34.9	1	07/17/06

	<u>%Recovery</u>	<u>Qualifier</u>	<u>Limits</u>
Surrogate: 1,2-Dichlorobenzene-d4	58 %		30-130
Surrogate: 2-Fluorobiphenyl	62 %		30-130
Surrogate: Nitrobenzene-d5	64 %		30-130
Surrogate: p-Terphenyl-d14	78 %		30-130

ESS Laboratory

Division of Thielsch Engineering, Inc.

CERTIFICATE OF ANALYSIS

Client Name: MACTEC Engineering & Consulting, Inc.
Client Project ID: Providence Gorham Site
Client Sample ID: SS-SI63 B1
Date Sampled: 07/14/06 11:45
Percent Solids: 84
Initial Volume: 20.4
Final Volume: 1
Extraction Method: 3541

ESS Laboratory Work Order: 0607173
ESS Laboratory Sample ID: 0607173-11
Sample Matrix: Soil
Analyst: JLS
Prepared: 07/15/06

8270C(SIM) Polynuclear Aromatic Hydrocarbons

Analyte	Results	Units	MRL	DF	Analyzed
1-Methylnaphthalene	ND	ug/Kg dry	29.2	1	07/17/06
2-Methylnaphthalene	ND	ug/Kg dry	29.2	1	07/17/06
Acenaphthene	64.8	ug/Kg dry	29.2	1	07/17/06
Acenaphthylene	ND	ug/Kg dry	29.2	1	07/17/06
Anthracene	196	ug/Kg dry	29.2	1	07/17/06
Benzo(a)anthracene	448	ug/Kg dry	29.2	1	07/17/06
Benzo(a)pyrene	393	ug/Kg dry	29.2	1	07/17/06
Benzo(b)fluoranthene	E 501	ug/Kg dry	29.2	1	07/17/06
Benzo(g,h,i)perylene	75.3	ug/Kg dry	29.2	1	07/17/06
Benzo(k)fluoranthene	376	ug/Kg dry	29.2	1	07/17/06
Chrysene	379	ug/Kg dry	29.2	1	07/17/06
Dibenzo(a,h)Anthracene	32.1	ug/Kg dry	29.2	1	07/17/06
Fluoranthene	E 792	ug/Kg dry	29.2	1	07/17/06
Fluorene	89.3	ug/Kg dry	29.2	1	07/17/06
Indeno(1,2,3-cd)Pyrene	83.5	ug/Kg dry	29.2	1	07/17/06
Naphthalene	44.4	ug/Kg dry	29.2	1	07/17/06
Phenanthrene	E 786	ug/Kg dry	29.2	1	07/17/06
Pyrene	E 660	ug/Kg dry	29.2	1	07/17/06

	%Recovery	Qualifier	Limits
Surrogate: 1,2-Dichlorobenzene-d4	64 %		30-130
Surrogate: 2-Fluorobiphenyl	67 %		30-130
Surrogate: Nitrobenzene-d5	73 %		30-130
Surrogate: p-Terphenyl-d14	59 %		30-130

ESS Laboratory

Division of Thielsch Engineering, Inc.

CERTIFICATE OF ANALYSIS

Client Name: MACTEC Engineering & Consulting, Inc.
Client Project ID: Providence Gorham Site
Client Sample ID: SS-SI63 B1
Date Sampled: 07/14/06 11:45
Percent Solids: 84
Initial Volume: 20.4
Final Volume: 1
Extraction Method: 3541

ESS Laboratory Work Order: 0607173
ESS Laboratory Sample ID: 0607173-11
Sample Matrix: Soil
Analyst: JLS
Prepared: 07/15/06

8270C(SIM) Polynuclear Aromatic Hydrocarbons

<u>Analyte</u>	<u>Results</u>	<u>Units</u>	<u>MRL</u>	<u>DF</u>	<u>Analyzed</u>
1-Methylnaphthalene	ND	ug/Kg dry	29.2	1	07/17/06
2-Methylnaphthalene	ND	ug/Kg dry	29.2	1	07/17/06
Acenaphthene	64.8	ug/Kg dry	29.2	1	07/17/06
Acenaphthylene	ND	ug/Kg dry	29.2	1	07/17/06
Anthracene	196	ug/Kg dry	29.2	1	07/17/06
Benzo(a)anthracene	448	ug/Kg dry	29.2	1	07/17/06
Benzo(a)pyrene	393	ug/Kg dry	29.2	1	07/17/06
Benzo(b)fluoranthene	245	ug/Kg dry	146	5	07/28/06
Benzo(g,h,i)perylene	75.3	ug/Kg dry	29.2	1	07/17/06
Benzo(k)fluoranthene	376	ug/Kg dry	29.2	1	07/17/06
Chrysene	379	ug/Kg dry	29.2	1	07/17/06
Dibenzo(a,h)Anthracene	32.1	ug/Kg dry	29.2	1	07/17/06
Fluoranthene	931	ug/Kg dry	146	5	07/28/06
Fluorene	89.3	ug/Kg dry	29.2	1	07/17/06
Indeno(1,2,3-cd)Pyrene	83.5	ug/Kg dry	29.2	1	07/17/06
Naphthalene	44.4	ug/Kg dry	29.2	1	07/17/06
Phenanthrene	753	ug/Kg dry	146	5	07/28/06
Pyrene	630	ug/Kg dry	146	5	07/28/06

	<u>%Recovery</u>	<u>Qualifier</u>	<u>Limits</u>
Surrogate: 1,2-Dichlorobenzene-d4	64 %		30-130
Surrogate: 2-Fluorobiphenyl	67 %		30-130
Surrogate: Nitrobenzene-d5	73 %		30-130
Surrogate: p-Terphenyl-d14	59 %		30-130

Semi-Volatile Organics Quality Control Data

ESS Laboratory

Division of Thielsch Engineering, Inc.

CERTIFICATE OF ANALYSIS

Client Name: MACTEC Engineering & Consulting, Inc.

Client Project ID: Providence Gorham Site

ESS Laboratory Work Order: 0607173

Quality Control Data

Analyte	Result	MRL	Units	Spike Level	Source Result	%REC	%REC Limits	RPD	RPD Limit	Qualifier
---------	--------	-----	-------	-------------	---------------	------	-------------	-----	-----------	-----------

8270C Polynuclear Aromatic Hydrocarbons

Batch BG61704 - 3541

2-Methylnaphthalene	3720	558	ug/Kg dry	5580	ND	67	40-140			
Acenaphthene	3960	558	ug/Kg dry	5580	ND	71	40-140			
Acenaphthylene	3680	558	ug/Kg dry	5580	ND	66	40-140			
Anthracene	4140	558	ug/Kg dry	5580	427	67	40-140			
Benzo(a)anthracene	5620	558	ug/Kg dry	5580	1120	81	40-140			
Benzo(a)pyrene	5480	558	ug/Kg dry	5580	1140	78	40-140			
Benzo(b)fluoranthene	6720	558	ug/Kg dry	5580	982	103	40-140			
Benzo(g,h,i)perylene	3770	558	ug/Kg dry	5580	878	52	40-140			
Benzo(k)fluoranthene	5360	558	ug/Kg dry	5580	694	84	40-140			
Chrysene	5580	558	ug/Kg dry	5580	1160	79	40-140			
Dibenzo(a,h)Anthracene	4180	558	ug/Kg dry	5580	ND	75	40-140			
Fluoranthene	6560	558	ug/Kg dry	5580	2430	74	40-140			
Fluorene	4150	558	ug/Kg dry	5580	ND	74	40-140			
Indeno(1,2,3-cd)Pyrene	4330	558	ug/Kg dry	5580	805	63	40-140			
Naphthalene	3730	558	ug/Kg dry	5580	ND	67	40-140			
Phenanthrene	4980	558	ug/Kg dry	5580	1580	61	40-140			
Pyrene	6680	558	ug/Kg dry	5580	2050	83	40-140			

Surrogate: 1,2-Dichlorobenzene-d4	3580		ug/Kg dry	5580		64	30-130			
Surrogate: 2-Fluorobiphenyl	3710		ug/Kg dry	5580		66	30-130			
Surrogate: Nitrobenzene-d5	3590		ug/Kg dry	5580		64	30-130			
Surrogate: p-Terphenyl-d14	4230		ug/Kg dry	5580		76	30-130			

Matrix Spike Dup Source: 0607173-16

2-Methylnaphthalene	3690	553	ug/Kg dry	5530	ND	67	40-140	0	30	
Acenaphthene	3940	553	ug/Kg dry	5530	ND	71	40-140	0	30	
Acenaphthylene	3640	553	ug/Kg dry	5530	ND	66	40-140	0	30	
Anthracene	4380	553	ug/Kg dry	5530	427	71	40-140	6	30	
Benzo(a)anthracene	5570	553	ug/Kg dry	5530	1120	80	40-140	1	30	
Benzo(a)pyrene	5400	553	ug/Kg dry	5530	1140	77	40-140	1	30	
Benzo(b)fluoranthene	6330	553	ug/Kg dry	5530	982	97	40-140	6	30	
Benzo(g,h,i)perylene	3450	553	ug/Kg dry	5530	878	47	40-140	10	30	
Benzo(k)fluoranthene	4730	553	ug/Kg dry	5530	694	73	40-140	14	30	
Chrysene	5380	553	ug/Kg dry	5530	1160	76	40-140	4	30	
Dibenzo(a,h)Anthracene	3820	553	ug/Kg dry	5530	ND	69	40-140	8	30	
Fluoranthene	7650	553	ug/Kg dry	5530	2430	94	40-140	24	30	
Fluorene	4010	553	ug/Kg dry	5530	ND	73	40-140	1	30	
Indeno(1,2,3-cd)Pyrene	3980	553	ug/Kg dry	5530	805	57	40-140	10	30	
Naphthalene	3600	553	ug/Kg dry	5530	ND	65	40-140	3	30	
Phenanthrene	5770	553	ug/Kg dry	5530	1580	76	40-140	22	30	
Pyrene	6770	553	ug/Kg dry	5530	2050	85	40-140	2	30	

Surrogate: 1,2-Dichlorobenzene-d4	3480		ug/Kg dry	5530		63	30-130			
Surrogate: 2-Fluorobiphenyl	3700		ug/Kg dry	5530		67	30-130			
Surrogate: Nitrobenzene-d5	3470		ug/Kg dry	5530		63	30-130			
Surrogate: p-Terphenyl-d14	4120		ug/Kg dry	5530		75	30-130			

8270C(SIM) Polynuclear Aromatic Hydrocarbons

ESS Laboratory

Division of Thielsch Engineering, Inc.

CERTIFICATE OF ANALYSIS

Client Name: MACTEC Engineering & Consulting, Inc.
Client Project ID: Providence Gorham Site

ESS Laboratory Work Order: 0607173

Quality Control Data

Analyte	Result	MRL	Units	Spike Level	Source Result	%REC	%REC Limits	RPD	RPD Limit	Qualifier
---------	--------	-----	-------	-------------	---------------	------	-------------	-----	-----------	-----------

8270C(SIM) Polynuclear Aromatic Hydrocarbons

Batch BG62542 - 3541

Blank

1-Methylnaphthalene	ND	25.0	ug/Kg wet
2-Methylnaphthalene	ND	25.0	ug/Kg wet
Acenaphthene	ND	25.0	ug/Kg wet
Acenaphthylene	ND	25.0	ug/Kg wet
Anthracene	ND	25.0	ug/Kg wet
Benzo(a)anthracene	ND	25.0	ug/Kg wet
Benzo(a)pyrene	ND	25.0	ug/Kg wet
Benzo(b)fluoranthene	ND	25.0	ug/Kg wet
Benzo(g,h,i)perylene	ND	25.0	ug/Kg wet
Benzo(k)fluoranthene	ND	25.0	ug/Kg wet
Chrysene	ND	25.0	ug/Kg wet
Dibenzo(a,h)Anthracene	ND	25.0	ug/Kg wet
Fluoranthene	ND	25.0	ug/Kg wet
Fluorene	ND	25.0	ug/Kg wet
Indeno(1,2,3-cd)Pyrene	ND	25.0	ug/Kg wet
Naphthalene	ND	25.0	ug/Kg wet
Phenanthrene	ND	25.0	ug/Kg wet
Pyrene	ND	25.0	ug/Kg wet

Surrogate: 1,2-Dichlorobenzene-d4	3660		ug/Kg wet	5000	73	30-130
Surrogate: 2-Fluorobiphenyl	3940		ug/Kg wet	5000	79	30-130
Surrogate: Nitrobenzene-d5	4180		ug/Kg wet	5000	84	30-130
Surrogate: p-Terphenyl-d14	4670		ug/Kg wet	5000	93	30-130

LCS

2-Methylnaphthalene	104	25.0	ug/Kg wet	125	83	40-140
Acenaphthene	93.5	25.0	ug/Kg wet	125	75	40-140
Acenaphthylene	87.5	25.0	ug/Kg wet	125	70	40-140
Anthracene	90.0	25.0	ug/Kg wet	125	72	40-140
Benzo(a)anthracene	97.5	25.0	ug/Kg wet	125	78	40-140
Benzo(a)pyrene	95.0	25.0	ug/Kg wet	125	76	40-140
Benzo(b)fluoranthene	96.5	25.0	ug/Kg wet	125	77	40-140
Benzo(g,h,i)perylene	81.0	25.0	ug/Kg wet	125	65	40-140
Benzo(k)fluoranthene	88.5	25.0	ug/Kg wet	125	71	40-140
Chrysene	93.0	25.0	ug/Kg wet	125	74	40-140
Dibenzo(a,h)Anthracene	81.5	25.0	ug/Kg wet	125	65	40-140
Fluoranthene	91.0	25.0	ug/Kg wet	125	73	40-140
Fluorene	96.5	25.0	ug/Kg wet	125	77	40-140
Indeno(1,2,3-cd)Pyrene	82.5	25.0	ug/Kg wet	125	66	40-140
Naphthalene	104	25.0	ug/Kg wet	125	83	40-140
Phenanthrene	97.5	25.0	ug/Kg wet	125	78	40-140
Pyrene	104	25.0	ug/Kg wet	125	83	40-140

Surrogate: 1,2-Dichlorobenzene-d4	109		ug/Kg wet	125	87	30-130
Surrogate: 2-Fluorobiphenyl	93.0		ug/Kg wet	125	74	30-130
Surrogate: Nitrobenzene-d5	96.5		ug/Kg wet	125	77	30-130
Surrogate: p-Terphenyl-d14	97.5		ug/Kg wet	125	78	30-130

ESS Laboratory

Division of Thielsch Engineering, Inc.

CERTIFICATE OF ANALYSIS

Client Name: MACTEC Engineering & Consulting, Inc.

Client Project ID: Providence Gorham Site

ESS Laboratory Work Order: 0607173

Quality Control Data

Analyte	Result	MRL	Units	Spike Level	Source Result	%REC	%REC Limits	RPD	RPD Limit	Qualifier
8270C(SIM) Polynuclear Aromatic Hydrocarbons										
Batch BG62542 - 3541										
LCS Dup										
2-Methylnaphthalene	93.5	25.0	ug/Kg wet	125		75	40-140	10	30	
Acenaphthene	87.5	25.0	ug/Kg wet	125		70	40-140	7	30	
Acenaphthylene	81.5	25.0	ug/Kg wet	125		65	40-140	7	30	
Anthracene	83.0	25.0	ug/Kg wet	125		66	40-140	9	30	
Benzo(a)anthracene	91.0	25.0	ug/Kg wet	125		73	40-140	7	30	
Benzo(a)pyrene	88.5	25.0	ug/Kg wet	125		71	40-140	7	30	
Benzo(b)fluoranthene	95.5	25.0	ug/Kg wet	125		76	40-140	1	30	
Benzo(g,h,i)perylene	74.0	25.0	ug/Kg wet	125		59	40-140	10	30	
Benzo(k)fluoranthene	87.0	25.0	ug/Kg wet	125		70	40-140	1	30	
Chrysene	88.0	25.0	ug/Kg wet	125		70	40-140	6	30	
Dibenzo(a,h)Anthracene	75.0	25.0	ug/Kg wet	125		60	40-140	8	30	
Fluoranthene	84.0	25.0	ug/Kg wet	125		67	40-140	9	30	
Fluorene	89.5	25.0	ug/Kg wet	125		72	40-140	7	30	
Indeno(1,2,3-cd)Pyrene	75.0	25.0	ug/Kg wet	125		60	40-140	10	30	
Naphthalene	94.0	25.0	ug/Kg wet	125		75	40-140	10	30	
Phenanthrene	89.5	25.0	ug/Kg wet	125		72	40-140	8	30	
Pyrene	98.5	25.0	ug/Kg wet	125		79	40-140	5	30	
Surrogate: 1,2-Dichlorobenzene-d4	113		ug/Kg wet	125		90	30-130			
Surrogate: 2-Fluorobiphenyl	100		ug/Kg wet	125		80	30-130			
Surrogate: Nitrobenzene-d5	102		ug/Kg wet	125		82	30-130			
Surrogate: p-Terphenyl-d14	104		ug/Kg wet	125		83	30-130			

Semi-Volatile Organics Calibration Data

ANALYSIS SEQUENCE

BPH0025

Instrument: SVOAMS2

Calibration ID: 0607020

Lab Number	Analysis	Container	Order	Position	STD ID	ISTD ID	Client
BPH0025-TUN1	QC		1		6F26111		
BPH0025-CAL1	QC		2		6G14095	6F13054	
BPH0025-CAL2	QC		3		6G14096	6F13054	
BPH0025-CAL3	QC		4		6G14097	6F13054	
BPH0025-CAL4	QC		5		6G14098	6F13054	
BPH0025-CAL5	QC		6		6G14099	6F13054	
BPH0025-CAL6	QC		7		6G14100	6F13054	
BPH0025-CAL7	QC		8		6G14101	6F13054	
BPH0025-SCV1	QC		9		6G14102	6F13054	

Samples Loaded By _____ Date __________
Data Processed By _____ Date _____

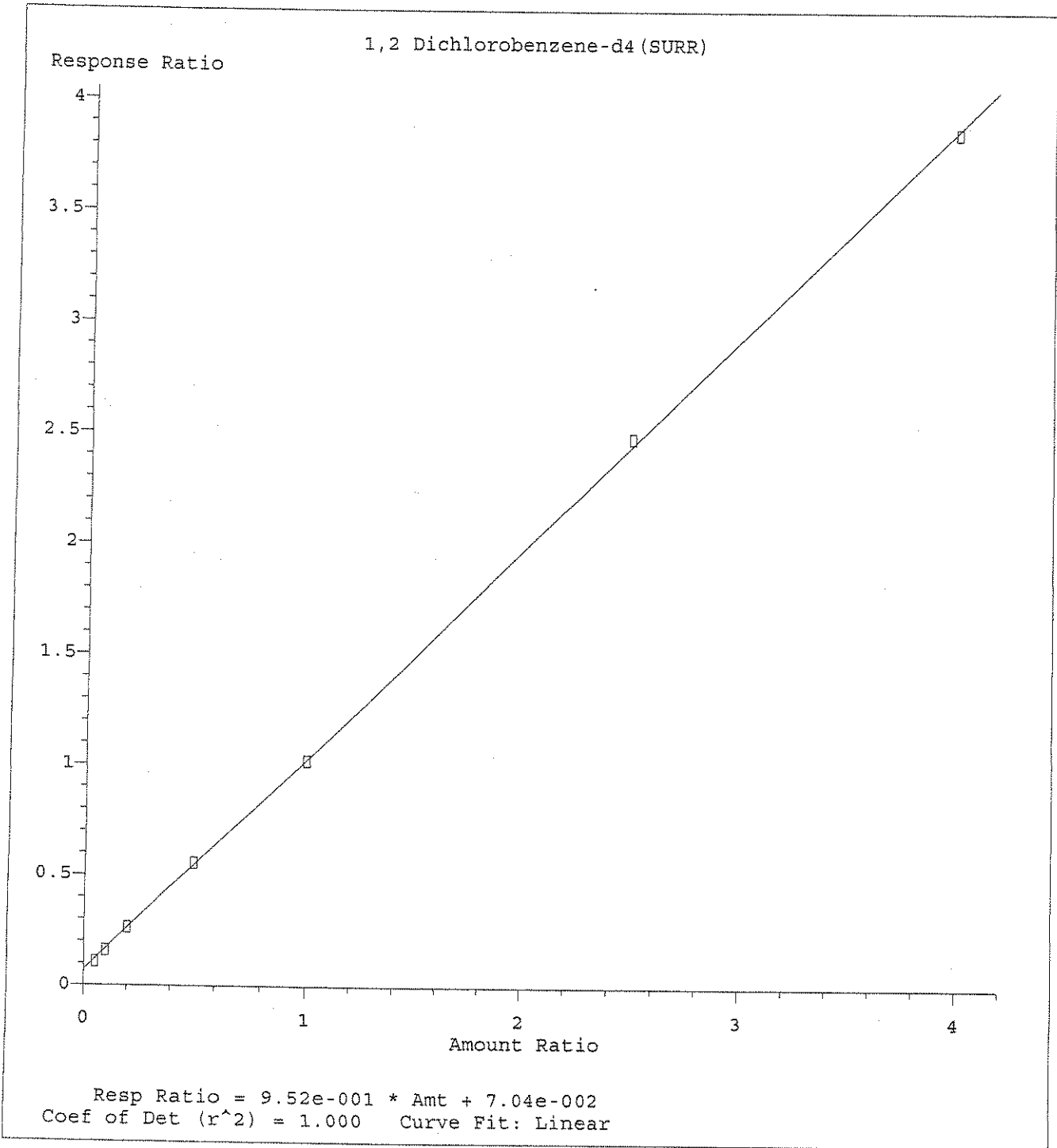
Method : C:\HPCHEM\1\METHODS\PAH2EB.M (RTE Integrator)
 Title : LL PAH ELEMENT ID 0607020
 Last Update : Sat Jul 15 09:34:23 2006
 Response via : Initial Calibration

Calibration Files

0.2 =SV213795.D 0.4 =SV213796.D 1.0 =SV213793.D
 2.0 =SV213797.D 5.0 =SV213798.D 8.0 =SV213799.D

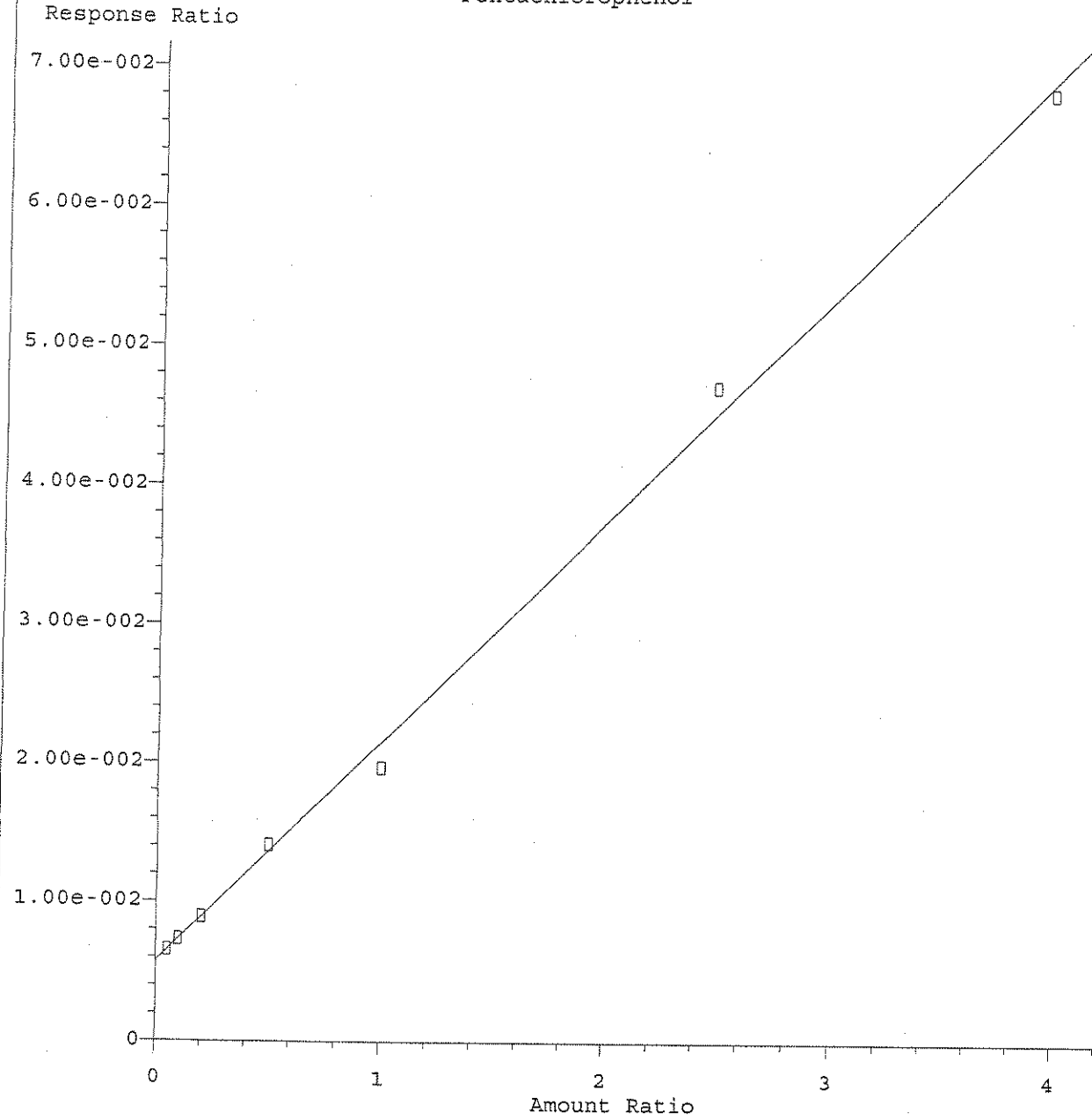
Compound	0.2	0.4	1.0	2.0	5.0	8.0	Avg	%RSD
1) I 1,4-Dichlorobenzene-d	-----ISTD-----							
2) S 1,2 Dichlorobenzene	1.583	1.316	1.109	1.019	0.992	0.965	1.302	32.86 L
3) Naphthalene-d8	-----ISTD-----							
4) S Nitrobenzene-d5 (SU	0.523	0.492	0.495	0.483	0.489	0.482	0.506	6.85
5) Naphthalene	1.298	1.187	1.165	1.137	1.132	1.125	1.225	11.93
6) 2-Methylnaphthalene	0.776	0.700	0.699	0.697	0.701	0.704	0.734	8.50
7) 1-Methylnaphthalene	0.808	0.711	0.711	0.703	0.703	0.702	0.746	9.70
8) Acenaphthene-d10	-----ISTD-----							
9) S 2-Fluorobiphenyl (S	1.668	1.522	1.500	1.432	1.417	1.395	1.550	12.03
10) Acenaphthylene	2.488	2.289	2.225	2.185	2.216	2.193	2.367	12.17
11) C Acenaphthene	1.586	1.446	1.414	1.372	1.379	1.365	1.494	12.95#
12) Fluorene	1.735	1.541	1.574	1.530	1.544	1.490	1.630	11.07
13) Phenanthrene-d10	-----ISTD-----							
14) S 2,4,6-Tribromopheno	0.101	0.096	0.108	0.109	0.126	0.131	0.111	11.53
15) C Pentachlorophenol	0.073	0.045	0.028	0.020	0.019	0.017	0.047#	88.04# L
16) Phenanthrene	1.604	1.299	1.245	1.207	1.335	1.331	1.429	19.33 C
17) Anthracene	1.725	1.395	1.327	1.260	1.380	1.351	1.496	18.72
18) C Fluoranthene	1.542	1.192	1.192	1.107	1.258	1.201	1.327	18.77#
19) Chrysene-d12	-----ISTD-----							
20) Pyrene	2.162	2.181	2.152	1.995	2.010	1.960	2.185	13.73
21) S Terphenyl-d14 (SURR	1.019	0.958	0.954	0.901	0.914	0.890	0.986	13.13
22) Benzo(a)anthracene	1.797	1.641	1.635	1.617	1.682	1.675	1.751	12.09
23) Chrysene	2.037	1.820	1.745	1.675	1.649	1.625	1.860	16.35
24) Perylene-d12	-----ISTD-----							
25) Benzo(b)fluoranthen	1.688	1.501	1.558	1.589	1.771	1.697	1.681	9.15
26) Benzo(k)fluoranthen	2.427	1.994	2.044	2.014	1.945	1.999	2.178	15.02
27) C Benzo(a)pyrene	1.765	1.624	1.624	1.650	1.704	1.724	1.748	10.40#
28) Indeno(1,2,3-cd)pyr	1.702	1.606	1.617	1.604	1.628	1.673	1.726	13.62
29) Dibenzo(a,h)anthrac	1.232	1.218	1.253	1.258	1.250	1.275	1.313	13.27
30) Benzo(g,h,i)perylen	1.552	1.407	1.397	1.364	1.400	1.441	1.510	15.12

#) = Out of Range ### Number of calibration levels exceeded format ###
 PAH2EB.M Sat Jul 15 10:40:00 2006



Method Name: C:\HPCHEM\1\METHODS\PAH2EB.M
Calibration Table Last Updated: Sat Jul 15 09:34:23 2006

Pentachlorophenol

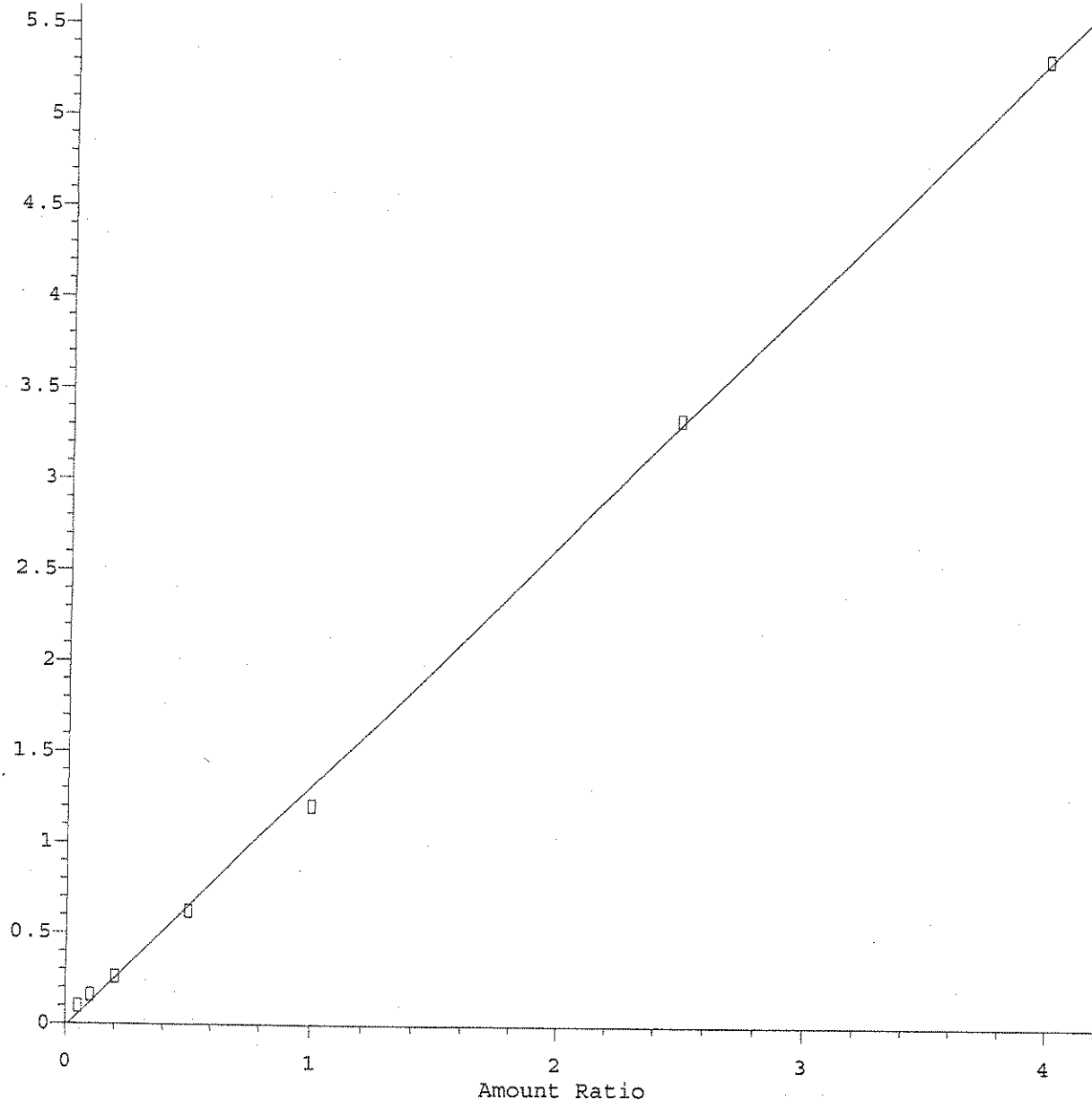


Resp Ratio = 1.58e-002 * Amt + 5.66e-003
Coef of Det (r^2) = 0.998 Curve Fit: Linear

Method Name: C:\HPCHEM\1\METHODS\PAH2EB.M
Calibration Table Last Updated: Sat Jul 15 09:34:23 2006

Phenanthrene

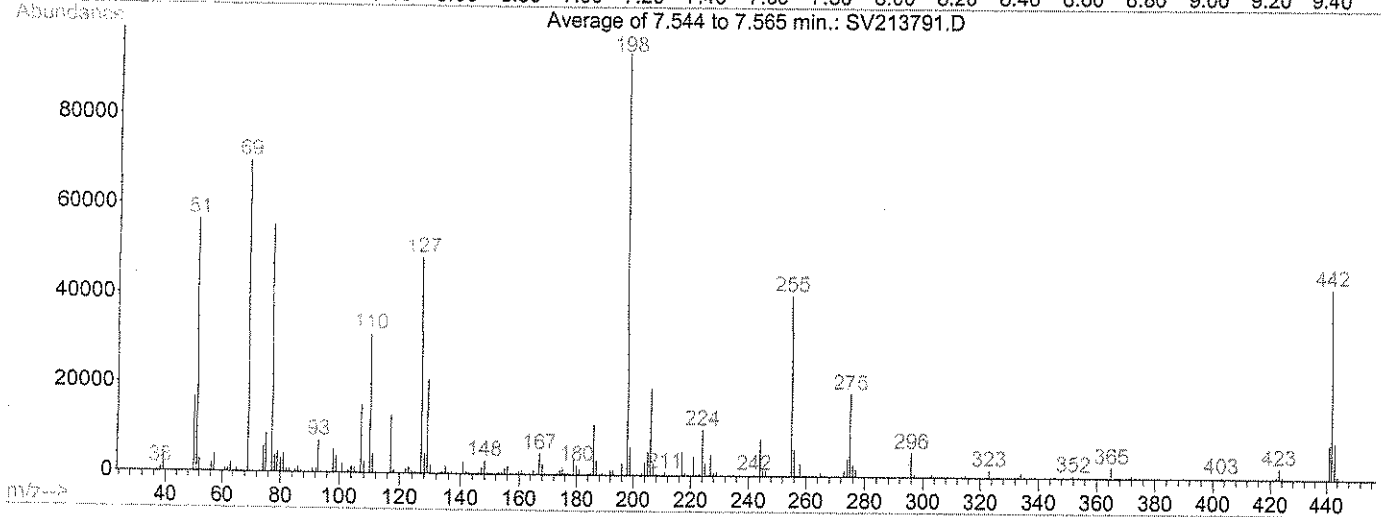
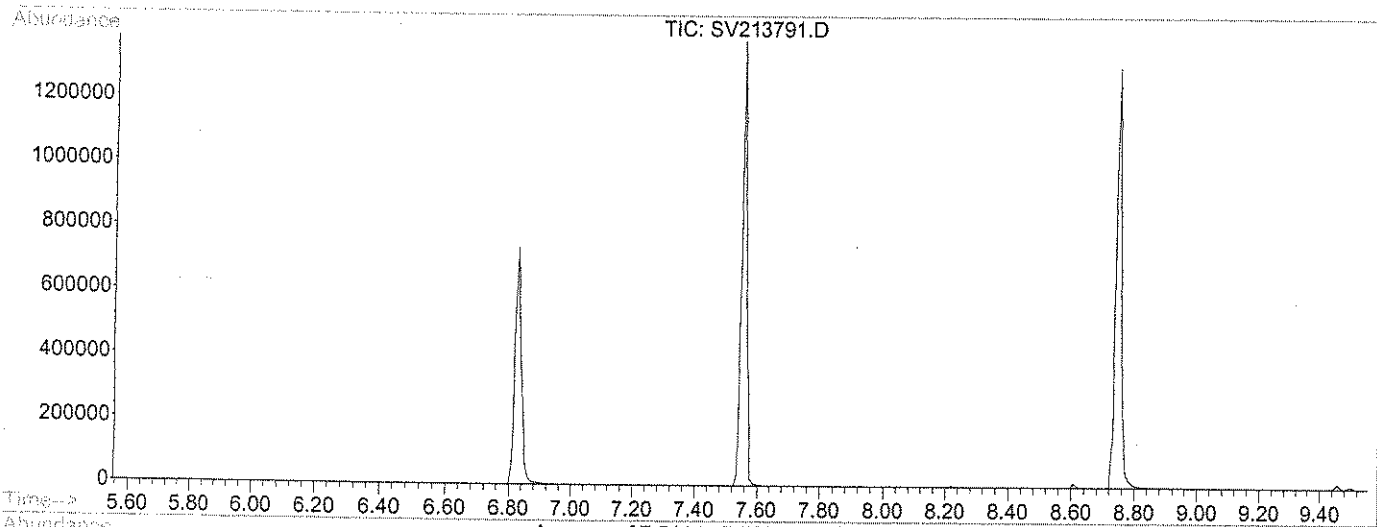
Response Ratio



Resp Ratio = 1.33e+000 * Amt - 1.54e-002
Coef of Det (r^2) = 0.999 Curve Fit: Linear

Method Name: C:\HPCHEM\1\METHODS\PAH2EB.M
Calibration Table Last Updated: Sat Jul 15 09:34:23 2006

Data File : Q:\SVOA\MS2_ME\ME0706\ME071406\SV213791.D Vial: 1
 Acq On : 14 Jul 2006 4:30 pm Operator: VSC
 Sample : BPG0123-TUN1 Inst : GC/MS 2
 Misc : Multiplr: 1.00
 MS Integration Params: rteint.p
 Method : C:\HPCHEM\1\METHODS\PAH2EA.M (RTE Integrator)
 Title : LL PAH ELEMENT ID 0607005



Spectrum Information: Average of 7.544 to 7.565 min.

Target Mass	Rel. to Mass	Lower Limit%	Upper Limit%	Rel. Abn%	Raw Abn	Result Pass/Fail
51	198	30	60	59.8	56357	PASS
68	69	0.00	2	0.0	0	PASS
69	198	0.00	100	73.8	69504	PASS
70	69	0.00	2	0.0	0	PASS
127	198	40	60	51.2	48200	PASS
197	198	0.00	1	0.0	0	PASS
198	198	100	100	100.0	94203	PASS
199	198	5	9	6.6	6256	PASS
275	198	10	30	19.6	18436	PASS
365	198	1	100	2.5	2402	PASS
441	443	0.01	100	94.2	7579	PASS
442	198	40	100	45.1	42443	PASS
443	442	17	23	19.0	8048	PASS

Data File : Q:\SVOA\MS2_ME\ME0706\ME071406\SV213794.D Vial: 4
 Acq On : 14 Jul 2006 5:52 pm Operator: VSC
 Sample : BPG0123-CAL1 Inst : GC/MS 2
 Misc : Multiplr: 1.00

MS Integration Params: rteint.p

Quant Time: Jul 15 9:26 2006

Quant Results File: PAH2EB.RES

Quant Method : C:\HPCHEM\1\METHODS\PAH2EB.M (RTE Integrator)

Title : LL PAH ELEMENT ID 0607020

Last Update : Sat Jul 15 09:22:58 2006

Response via : Initial Calibration

DataAcq Meth : PAH2EA

Internal Standards	R.T.	QIon	Response	Conc	Units	Dev(Min)
1) 1,4-Dichlorobenzene-d4	3.15	152	17695	2.00	ng/uL	0.00
3) Naphthalene-d8	4.39	136	65655	2.00	ng/uL	0.00
8) Acenaphthene-d10	6.88	164	33883	2.00	ng/uL	0.00
13) Phenanthrene-d10	9.61	188	41494	2.00	ng/uL	0.00
19) Chrysene-d12	15.12	240	27612	2.00	ng/uL	0.00
24) Perylene-d12	17.92	264	29544	2.00	ng/uL	0.00

System Monitoring Compounds

2) 1,2 Dichlorobenzene-d4 (SUR)	3.32	152	1888m	0.20	ng/uL	0.00
Spiked Amount	2.500		Recovery	=	8.00%	
4) Nitrobenzene-d5 (SURRE)	3.68	82	1899	0.14	ng/uL	0.00
Spiked Amount	2.500		Recovery	=	5.60%	
9) 2-Fluorobiphenyl (SURRE)	5.83	172	3250	0.15	ng/uL	0.00
Spiked Amount	2.500		Recovery	=	6.00%	
14) 2,4,6-Tribromophenol (SURRE)	8.33	330	224	0.55	ng/uL	0.01
Spiked Amount	3.750		Recovery	=	14.67%	
21) Terphenyl-d14 (SURRE)	13.00	244	1742	0.16	ng/uL	0.01
Spiked Amount	2.500		Recovery	=	6.40%	

Target Compounds

	R.T.	QIon	Response	Conc	Units	Qvalue
5) Naphthalene	4.42	128	5013	0.14	ng/uL#	96
6) 2-Methylnaphthalene	5.27	142	2823	0.13	ng/uL	97
7) 1-Methylnaphthalene	5.42	142	2909	0.14	ng/uL	97
10) Acenaphthylene	6.62	152	5042	0.16	ng/uL#	97
11) Acenaphthene	6.93	153	3214	0.16	ng/uL	98
12) Fluorene	7.83	166	3387m	0.16	ng/uL	
15) Pentachlorophenol	9.56	266	271	0.14	ng/uL#	100
16) Phenanthrene	9.65	178	4117	0.17	ng/uL#	92
17) Anthracene	9.75	178	4219	0.17	ng/uL#	87
18) Fluoranthene	12.09	202	3727	0.16	ng/uL	95
20) Pyrene	12.54	202	3912	0.18	ng/uL	99
22) Benzo(a)anthracene	15.09	228	3054	0.17	ng/uL	98
23) Chrysene	15.17	228	3413	0.17	ng/uL	96
25) Benzo(b)fluoranthene	17.24	252	2895	0.13	ng/uL	94
26) Benzo(k)fluoranthene	17.28	252	4169	0.16	ng/uL#	89
27) Benzo(a)pyrene	17.82	252	3164	0.16	ng/uL	97
28) Indeno(1,2,3-cd)pyrene	19.71	276	3328	0.38	ng/uL#	93
29) Dibenzo(a,h)anthracene	19.74	278	2520	0.36	ng/uL#	90
30) Benzo(g,h,i)perylene	20.13	276	2968	0.40	ng/uL#	92

(#) = qualifier out of range (m) = manual integration
 SV213794.D PAH2EB.M Sat Jul 15 10:40:38 2006

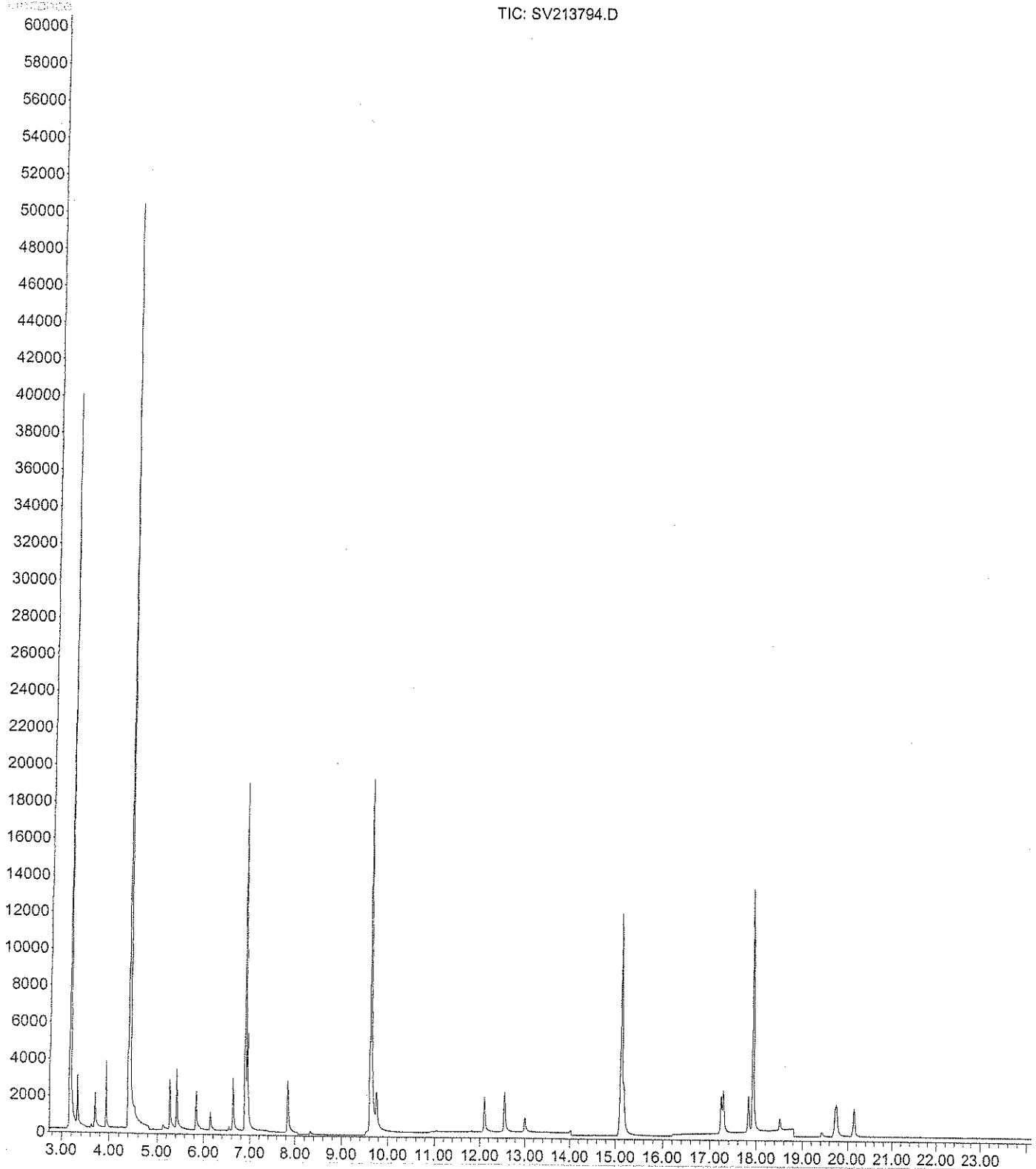
Data File : Q:\SVOA\MS2_ME\ME0706\ME071406\SV213794.D Vial: 4
Acq On : 14 Jul 2006 5:52 pm Operator: VSC
Sample : BPG0123-CAL1 Inst : GC/MS 2
Misc : Multiplr: 1.00

MS Integration Params: rteint.p
Quant Time: Jul 15 9:26 2006

Quant Results File: PAH2EB.RES

Method : C:\HPCHEM\1\METHODS\PAH2EB.M (RTE Integrator)
Title : LL PAH ELEMENT ID 0607020
Last Update : Sat Jul 15 09:34:23 2006
Response via : Initial Calibration

TIC: SV213794.D



Data File : Q:\SVOA\MS2_ME\ME0706\ME071406\SV213795.D Vial: 5
 Acq On : 14 Jul 2006 6:22 pm Operator: VSC
 Sample : BPG0123-CAL2 Inst : GC/MS 2
 Misc : Multiplr: 1.00

MS Integration Params: rteint.p

Quant Time: Jul 15 9:27 2006

Quant Results File: PAH2EB.RES

Quant Method : C:\HPCHEM\1\METHODS\PAH2EB.M (RTE Integrator)

Title : LL PAH ELEMENT ID 0607020

Last Update : Sat Jul 15 09:26:29 2006

Response via : Initial Calibration

DataAcq Meth : PAH2EA

Internal Standards	R.T.	QIon	Response	Conc	Units	Dev(Min)
1) 1,4-Dichlorobenzene-d4	3.15	152	16997	2.00	ng/uL	0.00
3) Naphthalene-d8	4.39	136	63246	2.00	ng/uL	0.00
8) Acenaphthene-d10	6.88	164	32329	2.00	ng/uL	0.00
13) Phenanthrene-d10	9.61	188	42674	2.00	ng/uL	0.00
19) Chrysene-d12	15.12	240	32974	2.00	ng/uL	0.00
24) Perylene-d12	17.93	264	33734	2.00	ng/uL	0.00

System Monitoring Compounds

2) 1,2 Dichlorobenzene-d4 (SUR)	3.32	152	2690m	0.28	ng/uL	0.00
Spiked Amount	2.500		Recovery	=	11.20%	
4) Nitrobenzene-d5 (SURR)	3.68	82	3306m	0.25	ng/uL	0.00
Spiked Amount	2.500		Recovery	=	10.00%	
9) 2-Fluorobiphenyl (SURR)	5.83	172	5393	0.25	ng/uL	0.00
Spiked Amount	2.500		Recovery	=	10.00%	
14) 2,4,6-Tribromophenol (SURR)	8.32	330	429	0.84	ng/uL	0.00
Spiked Amount	3.750		Recovery	=	22.40%	
21) Terphenyl-d14 (SURR)	12.99	244	3361	0.25	ng/uL	0.00
Spiked Amount	2.500		Recovery	=	10.00%	

Target Compounds

						Qvalue
5) Naphthalene	4.42	128	8211	0.23	ng/uL#	96
6) 2-Methylnaphthalene	5.27	142	4910	0.24	ng/uL	99
7) 1-Methylnaphthalene	5.42	142	5109	0.24	ng/uL	92
10) Acenaphthylene	6.62	152	8042	0.25	ng/uL#	99
11) Acenaphthene	6.94	153	5127	0.25	ng/uL	98
12) Fluorene	7.83	166	5608m	0.27	ng/uL	
15) Pentachlorophenol	9.55	266	311	0.15	ng/uL#	100
16) Phenanthrene	9.65	178	6844	0.25	ng/uL#	95
17) Anthracene	9.74	178	7362	0.27	ng/uL#	90
18) Fluoranthene	12.09	202	6580	0.27	ng/uL	95
20) Pyrene	12.54	202	7130	0.25	ng/uL	98
22) Benzo(a)anthracene	15.09	228	5925	0.25	ng/uL	99
23) Chrysene	15.17	228	6716	0.26	ng/uL	94
25) Benzo(b)fluoranthene	17.24	252	5694	0.23	ng/uL	93
26) Benzo(k)fluoranthene	17.28	252	8187m	0.26	ng/uL	
27) Benzo(a)pyrene	17.82	252	5955	0.25	ng/uL	97
28) Indeno(1,2,3-cd)pyrene	19.71	276	5742	0.41	ng/uL#	93
29) Dibenzo(a,h)anthracene	19.74	278	4155	0.38	ng/uL#	88
30) Benzo(g,h,i)perylene	20.13	276	5237	0.45	ng/uL#	92

(#) = qualifier out of range (m) = manual integration

SV213795.D PAH2EB.M Sat Jul 15 10:40:54 2006

Data File : Q:\SVOA\MS2_ME\ME0706\ME071406\SV213795.D Vial: 5
Acq On : 14 Jul 2006 6:22 pm Operator: VSC
Sample : BPG0123-CAL2 Inst : GC/MS 2
Misc : Multiplr: 1.00

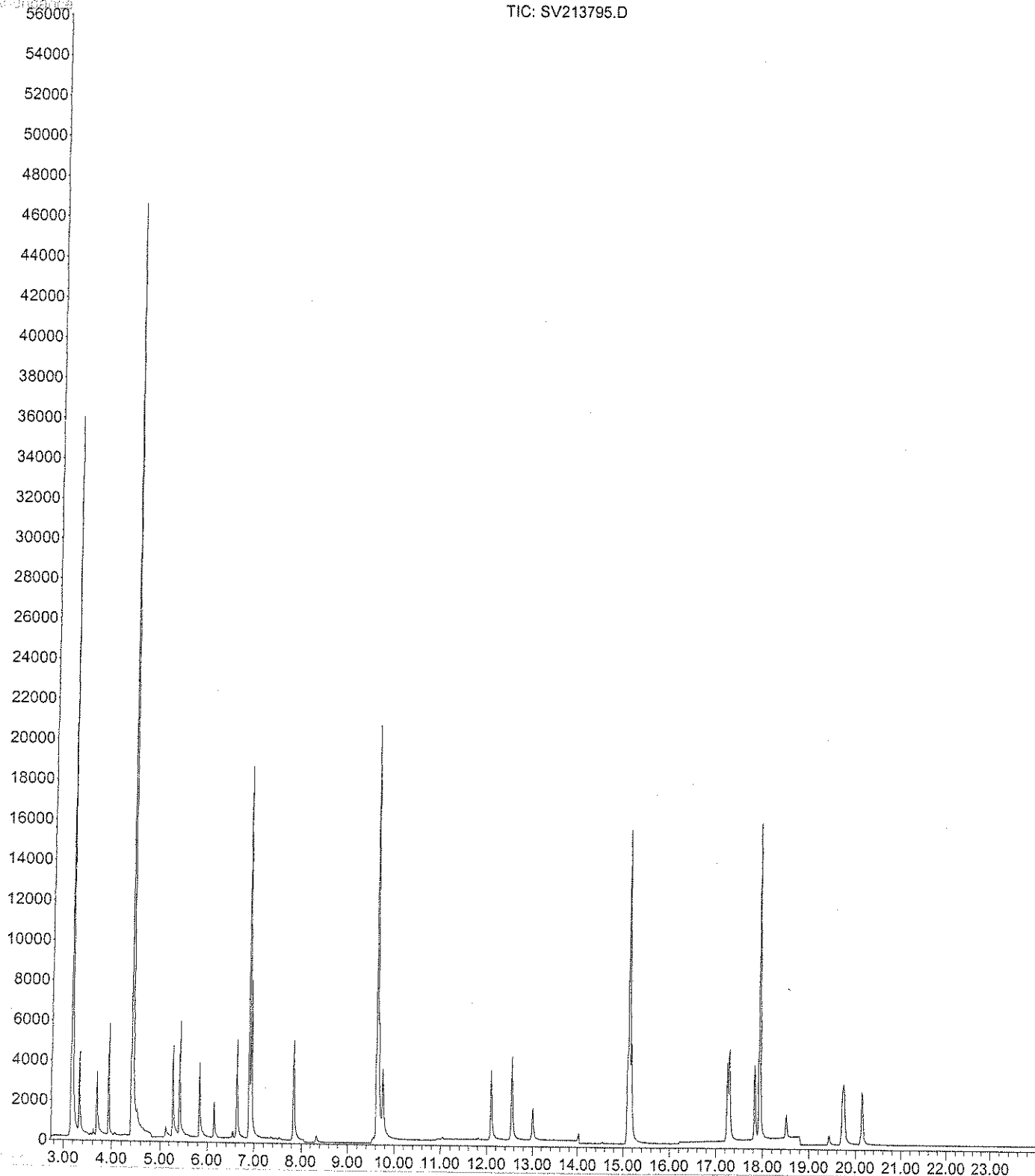
MS Integration Params: rteint.p

Quant Time: Jul 15 9:27 2006

Quant Results File: PAH2EB.RES

Method : C:\HPCHEM\1\METHODS\PAH2EB.M (RTE Integrator)
Title : LL PAH ELEMENT ID 0607020
Last Update : Sat Jul 15 09:34:23 2006
Response via : Initial Calibration

TIC: SV213795.D



Data File : Q:\SVOA\MS2_ME\ME0706\ME071406\SV213796.D Vial: 6
 Acq On : 14 Jul 2006 6:53 pm Operator: VSC
 Sample : BPG0123-CAL3 Inst : GC/MS 2
 Misc : Multiplr: 1.00

MS Integration Params: rteint.p
 Quant Time: Jul 15 9:28 2006

Quant Results File: PAH2EB.RES

Quant Method : C:\HPCHEM\1\METHODS\PAH2EB.M (RTE Integrator)
 Title : LL PAH ELEMENT ID 0607020
 Last Update : Sat Jul 15 09:27:41 2006
 Response via : Initial Calibration
 DataAcq Meth : PAH2EA

Internal Standards	R.T.	QIon	Response	Conc	Units	Dev (Min)
1) 1,4-Dichlorobenzene-d4	3.15	152	18334	2.00	ng/uL	0.00
3) Naphthalene-d8	4.40	136	69402	2.00	ng/uL	0.00
8) Acenaphthene-d10	6.88	164	35978	2.00	ng/uL	0.00
13) Phenanthrene-d10	9.61	188	49819	2.00	ng/uL	0.00
19) Chrysene-d12	15.12	240	28926	2.00	ng/uL	0.00
24) Perylene-d12	17.92	264	29764	2.00	ng/uL	0.00

System Monitoring Compounds

2) 1,2 Dichlorobenzene-d4 (SUR)	3.32	152	4824m	0.44	ng/uL	0.00
Spiked Amount	2.500		Recovery	=	17.60%	
4) Nitrobenzene-d5 (SURR)	3.68	82	6836m	0.45	ng/uL	0.00
Spiked Amount	2.500		Recovery	=	18.00%	
9) 2-Fluorobiphenyl (SURR)	5.83	172	10953	0.44	ng/uL	0.00
Spiked Amount	2.500		Recovery	=	17.60%	
14) 2,4,6-Tribromophenol (SURR)	8.32	330	952	1.10	ng/uL	0.00
Spiked Amount	3.750		Recovery	=	29.33%	
21) Terphenyl-d14 (SURR)	12.99	244	5545	0.45	ng/uL	0.00
Spiked Amount	2.500		Recovery	=	18.00%	

Target Compounds

	R.T.	QIon	Response	Conc	Units	Qvalue
5) Naphthalene	4.42	128	16474	0.42	ng/uL#	96
6) 2-Methylnaphthalene	5.27	142	9721	0.42	ng/uL	97
7) 1-Methylnaphthalene	5.41	142	9874	0.42	ng/uL	96
10) Acenaphthylene	6.62	152	16468	0.44	ng/uL#	99
11) Acenaphthene	6.93	153	10404	0.44	ng/uL	99
12) Fluorene	7.83	166	11090m	0.45	ng/uL	
15) Pentachlorophenol	9.55	266	445	0.18	ng/uL#	100
16) Phenanthrene	9.65	178	12940	0.40	ng/uL#	97
17) Anthracene	9.74	178	13904	0.41	ng/uL#	94
18) Fluoranthene	12.09	202	11879	0.39	ng/uL	96
20) Pyrene	12.54	202	12617	0.48	ng/uL	98
22) Benzo (a) anthracene	15.09	228	9491	0.44	ng/uL	99
23) Chrysene	15.17	228	10527	0.45	ng/uL	94
25) Benzo (b) fluoranthene	17.24	252	8938	0.39	ng/uL	95
26) Benzo (k) fluoranthene	17.28	252	11869	0.40	ng/uL#	84
27) Benzo (a) pyrene	17.82	252	9668	0.44	ng/uL	97
28) Indeno (1,2,3-cd) pyrene	19.71	276	9558	0.65	ng/uL#	92
29) Dibenzo (a,h) anthracene	19.74	278	7251	0.65	ng/uL#	88
30) Benzo (g,h,i) perylene	20.13	276	8377	0.68	ng/uL#	93

(#) = qualifier out of range (m) = manual integration
 SV213796.D PAH2EB.M Sat Jul 15 10:41:03 2006

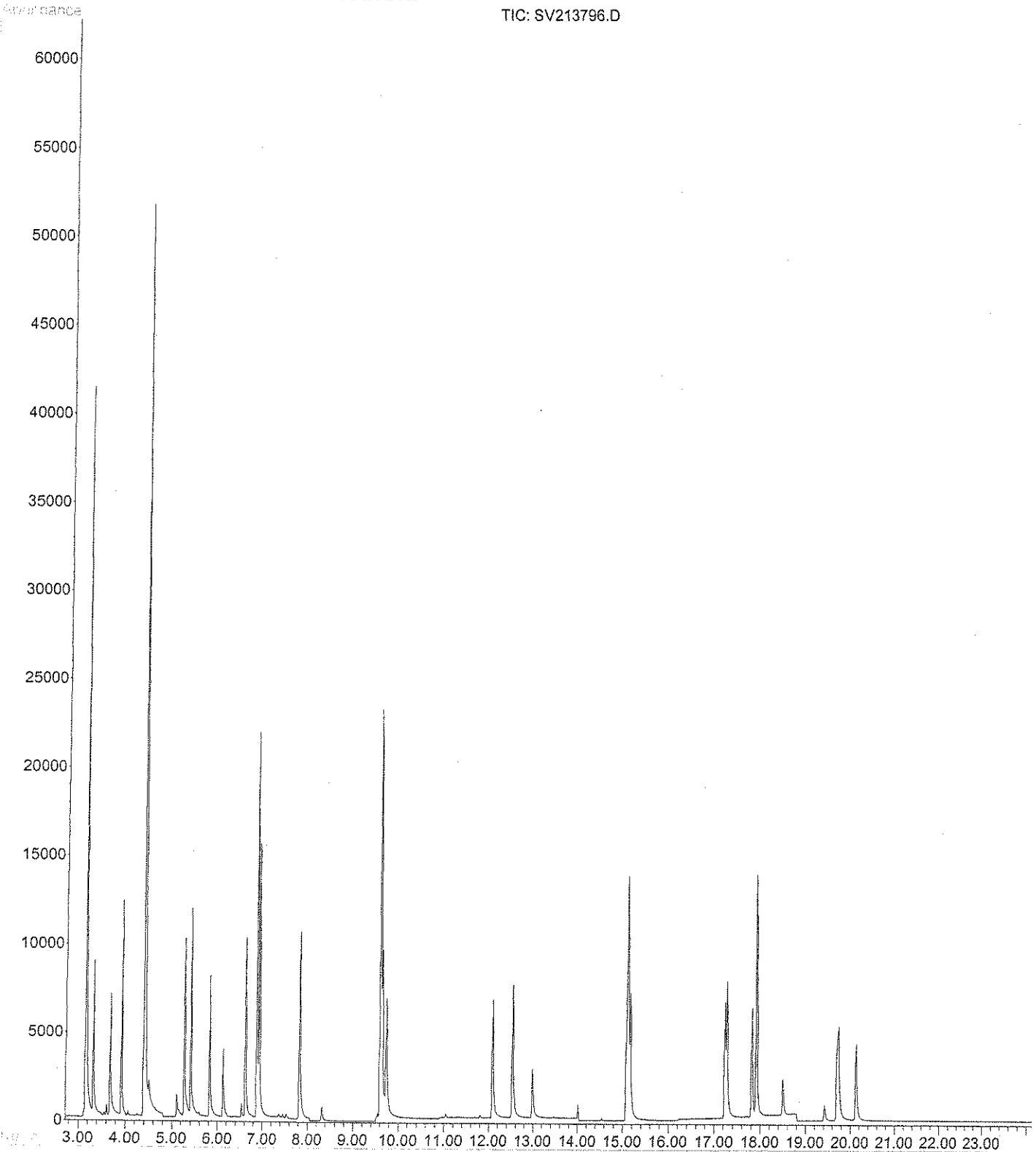
Data File : Q:\SVOA\MS2_ME\ME0706\ME071406\SV213796.D Vial: 6
Acq On : 14 Jul 2006 6:53 pm Operator: VSC
Sample : BPG0123-CAL3 Inst : GC/MS 2
Misc : Multiplr: 1.00

MS Integration Params: rteint.p
Quant Time: Jul 15 9:28 2006

Quant Results File: PAH2EB.RES

Method : C:\HPCHEM\1\METHODS\PAH2EB.M (RTE Integrator)
Title : LL PAH ELEMENT ID 0607020
Last Update : Sat Jul 15 09:34:23 2006
Response via : Initial Calibration

TIC: SV213796.D



Data File : Q:\SVOA\MS2_ME\ME0706\ME071406\SV213793.D Vial: 3
 Acq On : 14 Jul 2006 5:21 pm Operator: VSC
 Sample : BPG0123-CAL4 Inst : GC/MS 2
 Misc : Multiplr: 1.00

MS Integration Params: rteint.p
 Quant Time: Jul 15 9:29 2006

Quant Results File: PAH2EB.RES

Quant Method : C:\HPCHEM\1\METHODS\PAH2EB.M (RTE Integrator)
 Title : LL PAH ELEMENT ID 0607020
 Last Update : Sat Jul 15 09:28:51 2006
 Response via : Initial Calibration
 DataAcq Meth : PAH2EA

Internal Standards	R.T.	QIon	Response	Conc	Units	Dev(Min)
1) 1,4-Dichlorobenzene-d4	3.15	152	17144	2.00	ng/uL	0.00
3) Naphthalene-d8	4.39	136	66119	2.00	ng/uL	0.00
8) Acenaphthene-d10	6.88	164	33961	2.00	ng/uL	0.00
13) Phenanthrene-d10	9.61	188	51240	2.00	ng/uL	0.00
19) Chrysene-d12	15.11	240	30158	2.00	ng/uL	0.00
24) Perylene-d12	17.92	264	31238	2.00	ng/uL	0.00

System Monitoring Compounds

2) 1,2 Dichlorobenzene-d4 (SUR	3.32	152	9506m	0.89	ng/uL	0.00
Spiked Amount	2.500		Recovery	=	35.60%	
4) Nitrobenzene-d5 (SURR)	3.67	82	16375m	1.10	ng/uL	0.00
Spiked Amount	2.500		Recovery	=	44.00%	
9) 2-Fluorobiphenyl (SURR)	5.82	172	25476	1.04	ng/uL	0.00
Spiked Amount	2.500		Recovery	=	41.60%	
14) 2,4,6-Tribromophenol (SURR	8.32	330	2762	2.32	ng/uL	0.00
Spiked Amount	3.750		Recovery	=	61.87%	
21) Terphenyl-d14 (SURR)	12.98	244	14382	1.08	ng/uL	-0.01
Spiked Amount	2.500		Recovery	=	43.20%	

Target Compounds

	R.T.	QIon	Response	Conc	Units	Qvalue
5) Naphthalene	4.42	128	38524	1.01	ng/uL#	96
6) 2-Methylnaphthalene	5.27	142	23099	1.03	ng/uL	96
7) 1-Methylnaphthalene	5.41	142	23517	1.02	ng/uL	94
10) Acenaphthylene	6.62	152	37782	1.03	ng/uL#	100
11) Acenaphthene	6.93	153	24006	1.03	ng/uL	99
12) Fluorene	7.83	166	26723m	1.10	ng/uL	
15) Pentachlorophenol	9.55	266	722	0.31	ng/uL#	100
16) Phenanthrene	9.65	178	31893	0.93	ng/uL#	97
17) Anthracene	9.74	178	33990	0.95	ng/uL#	94
18) Fluoranthene	12.09	202	30546	0.97	ng/uL	94
20) Pyrene	12.53	202	32453	1.13	ng/uL	98
22) Benzo(a)anthracene	15.08	228	24655	1.06	ng/uL	99
23) Chrysene	15.17	228	26314	1.03	ng/uL	93
25) Benzo(b)fluoranthene	17.23	252	24338	1.01	ng/uL	95
26) Benzo(k)fluoranthene	17.27	252	31922	1.02	ng/uL#	86
27) Benzo(a)pyrene	17.82	252	25367	1.05	ng/uL	96
28) Indeno(1,2,3-cd)pyrene	19.70	276	25252	1.42	ng/uL#	90
29) Dibenzo(a,h)anthracene	19.73	278	19577	1.44	ng/uL#	87
30) Benzo(g,h,i)perylene	20.12	276	21821	1.43	ng/uL#	92

(#) = qualifier out of range (m) = manual integration
 SV213793.D PAH2EB.M Sat Jul 15 10:41:17 2006

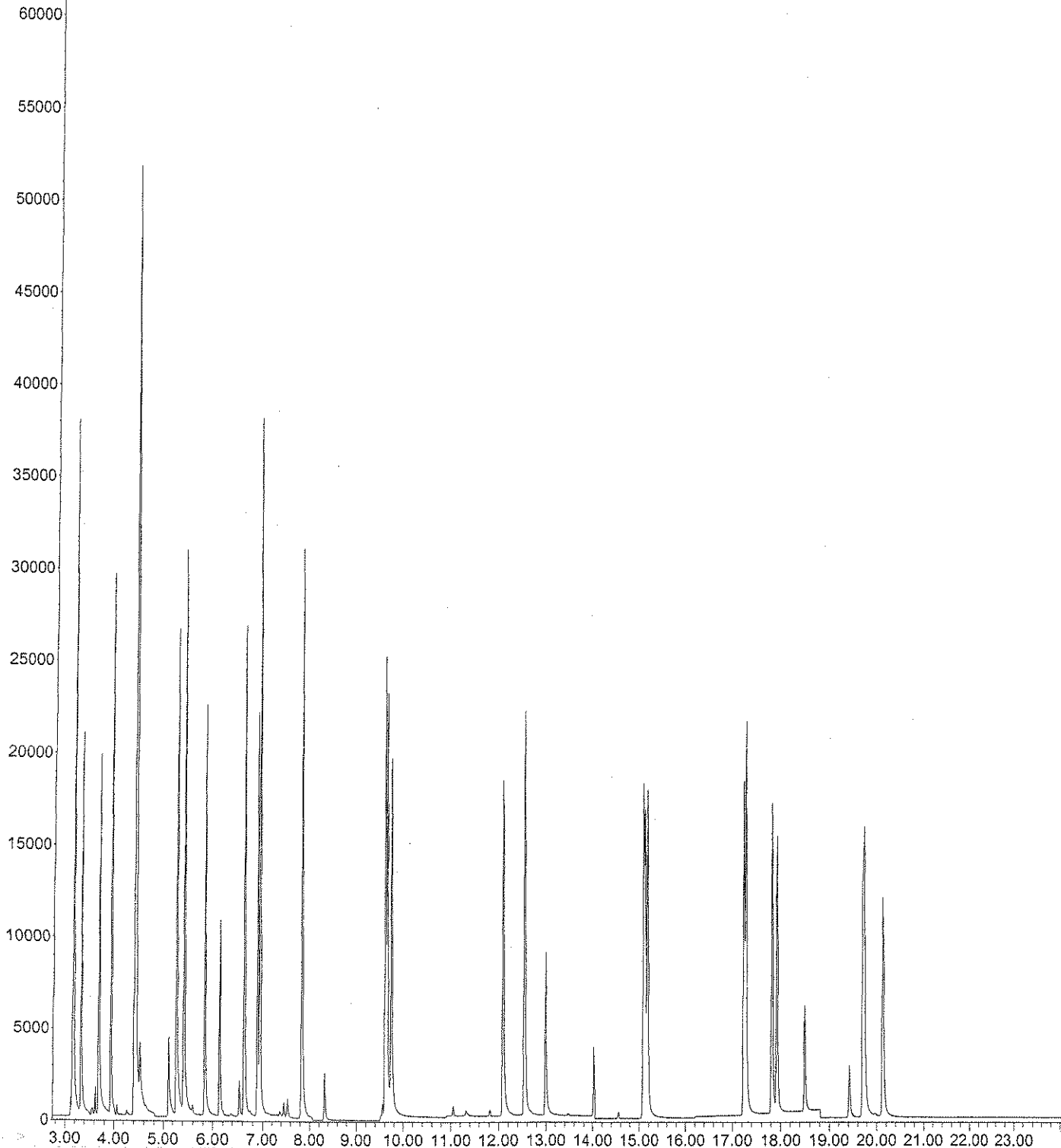
Data File : Q:\SVOA\MS2_ME\ME0706\ME071406\SV213793.D Vial: 3
Acq On : 14 Jul 2006 5:21 pm Operator: VSC
Sample : BPG0123-CAL4 Inst : GC/MS 2
Misc : Multiplr: 1.00

MS Integration Params: rteint.p
Quant Time: Jul 15 9:29 2006

Quant Results File: PAH2EB.RES

Method : C:\HPCHEM\1\METHODS\PAH2EB.M (RTE Integrator)
Title : LL PAH ELEMENT ID 0607020
Last Update : Sat Jul 15 09:34:23 2006
Response via : Initial Calibration

TIC: SV213793.D



Data File : Q:\SVOA\MS2_ME\ME0706\ME071406\SV213797.D Vial: 7
 Acq On : 14 Jul 2006 7:23 pm Operator: VSC
 Sample : BPG0123-CAL5 Inst : GC/MS 2
 Misc : Multiplr: 1.00

MS Integration Params: rteint.p
 Quant Time: Jul 15 9:30 2006

Quant Results File: PAH2EB.RES

Quant Method : C:\HPCHEM\1\METHODS\PAH2EB.M (RTE Integrator)
 Title : LL PAH ELEMENT ID 0607020
 Last Update : Sat Jul 15 09:29:48 2006
 Response via : Initial Calibration
 DataAcq Meth : PAH2EA

Internal Standards	R.T.	QIon	Response	Conc	Units	Dev(Min)
1) 1,4-Dichlorobenzene-d4	3.15	152	19292	2.00	ng/uL	0.00
3) Naphthalene-d8	4.39	136	74992	2.00	ng/uL	0.00
8) Acenaphthene-d10	6.88	164	39646	2.00	ng/uL	0.00
13) Phenanthrene-d10	9.61	188	58688	2.00	ng/uL	0.00
19) Chrysene-d12	15.12	240	34673	2.00	ng/uL	0.00
24) Perylene-d12	17.92	264	33906	2.00	ng/uL	0.00

System Monitoring Compounds

2) 1,2 Dichlorobenzene-d4 (SUR	3.32	152	19653m	1.62	ng/uL	0.00
Spiked Amount	2.500		Recovery	=	64.80%	
4) Nitrobenzene-d5 (SURR)	3.68	82	36239m	2.08	ng/uL	0.00
Spiked Amount	2.500		Recovery	=	83.20%	
9) 2-Fluorobiphenyl (SURR)	5.82	172	56784	1.96	ng/uL	0.00
Spiked Amount	2.500		Recovery	=	78.40%	
14) 2,4,6-Tribromophenol (SURR	8.32	330	6413	3.62	ng/uL	0.00
Spiked Amount	3.750		Recovery	=	96.53%	
21) Terphenyl-d14 (SURR)	12.98	244	31248	1.99	ng/uL	0.00
Spiked Amount	2.500		Recovery	=	79.60%	

Target Compounds

						Qvalue
5) Naphthalene	4.42	128	85257	1.95	ng/uL#	96
6) 2-Methylnaphthalene	5.27	142	52304	2.02	ng/uL	97
7) 1-Methylnaphthalene	5.41	142	52739	2.00	ng/uL	94
10) Acenaphthylene	6.62	152	86631	1.99	ng/uL#	100
11) Acenaphthene	6.93	153	54394	1.97	ng/uL	98
12) Fluorene	7.83	166	60654m	2.07	ng/uL	
15) Pentachlorophenol	9.55	266	1154	0.47	ng/uL#	100
16) Phenanthrene	9.65	178	70821	1.79	ng/uL#	98
17) Anthracene	9.74	178	73964	1.79	ng/uL#	94
18) Fluoranthene	12.09	202	64979	1.78	ng/uL	94
20) Pyrene	12.53	202	69162	2.02	ng/uL	98
22) Benzo(a)anthracene	15.08	228	56080	2.04	ng/uL	100
23) Chrysene	15.17	228	58065	1.95	ng/uL	93
25) Benzo(b)fluoranthene	17.23	252	53876	2.03	ng/uL	96
26) Benzo(k)fluoranthene	17.28	252	68271	1.99	ng/uL#	86
27) Benzo(a)pyrene	17.82	252	55939	2.08	ng/uL	95
28) Indeno(1,2,3-cd)pyrene	19.70	276	54394	2.50	ng/uL#	89
29) Dibenzo(a,h)anthracene	19.73	278	42643	2.57	ng/uL#	86
30) Benzo(g,h,i)perylene	20.12	276	46233	2.48	ng/uL#	91

(#) = qualifier out of range (m) = manual integration
 SV213797.D PAH2EB.M Sat Jul 15 10:41:28 2006

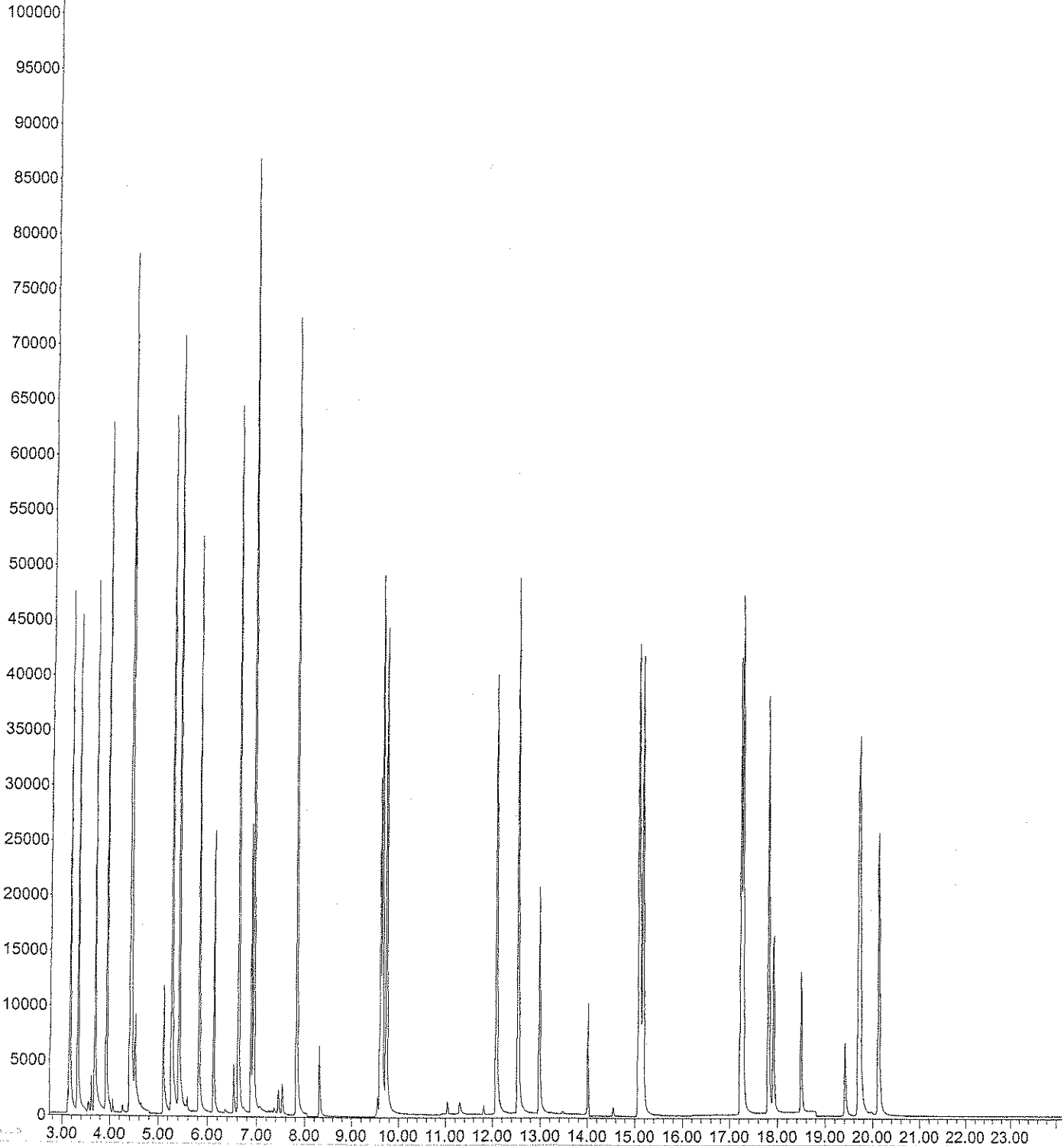
Data File : Q:\SVOA\MS2_ME\ME0706\ME071406\SV213797.D Vial: 7
Acq On : 14 Jul 2006 7:23 pm Operator: VSC
Sample : BPG0123-CAL5 Inst : GC/MS 2
Misc : Multiplr: 1.00

MS Integration Params: rteint.p
Quant Time: Jul 15 9:30 2006

Quant Results File: PAH2EB.RES

Method : C:\HPCHEM\1\METHODS\PAH2EB.M (RTE Integrator)
Title : LL PAH ELEMENT ID 0607020
Last Update : Sat Jul 15 09:34:23 2006
Response via : Initial Calibration

TIC: SV213797.D



Data File : Q:\SVOA\MS2_ME\ME0706\ME071406\SV213798.D Vial: 8
 Acq On : 14 Jul 2006 7:54 pm Operator: VSC
 Sample : BPG0123-CAL6 Inst : GC/MS 2
 Misc : Multiplr: 1.00

MS Integration Params: rteint.p
 Quant Time: Jul 15 9:31 2006

Quant Results File: PAH2EB.RES

Quant Method : C:\HPCHEM\1\METHODS\PAH2EB.M (RTE Integrator)
 Title : LL PAH ELEMENT ID 0607020
 Last Update : Sat Jul 15 09:30:41 2006
 Response via : Initial Calibration
 DataAcq Meth : PAH2EA

Internal Standards	R.T.	QIon	Response	Conc	Units	Dev(Min)
1) 1,4-Dichlorobenzene-d4	3.15	152	16759	2.00	ng/uL	0.00
3) Naphthalene-d8	4.40	136	66129	2.00	ng/uL	0.00
8) Acenaphthene-d10	6.88	164	34938	2.00	ng/uL	0.00
13) Phenanthrene-d10	9.61	188	47387	2.00	ng/uL	0.00
19) Chrysene-d12	15.11	240	31300	2.00	ng/uL	0.00
24) Perylene-d12	17.92	264	29925	2.00	ng/uL	0.00

System Monitoring Compounds

2) 1,2 Dichlorobenzene-d4 (SUR)	3.32	152	41542m	3.88	ng/uL	0.00
Spiked Amount	2.500		Recovery	=	155.20%	
4) Nitrobenzene-d5 (SURR)	3.68	82	80823	5.10	ng/uL	0.00
Spiked Amount	2.500		Recovery	=	204.00%	
9) 2-Fluorobiphenyl (SURR)	5.82	172	123751	4.73	ng/uL	0.00
Spiked Amount	2.500		Recovery	=	189.20%	
14) 2,4,6-Tribromophenol (SURR)	8.32	330	14940	8.35	ng/uL	0.00
Spiked Amount	3.750		Recovery	=	222.67%	
21) Terphenyl-d14 (SURR)	12.98	244	71547	4.90	ng/uL	0.00
Spiked Amount	2.500		Recovery	=	196.00%	

Target Compounds

						Qvalue
5) Naphthalene	4.41	128	187227	4.76	ng/uL#	96
6) 2-Methylnaphthalene	5.27	142	115863	4.96	ng/uL	97
7) 1-Methylnaphthalene	5.41	142	116162	4.89	ng/uL	92
10) Acenaphthylene	6.62	152	193520	4.90	ng/uL#	100
11) Acenaphthene	6.93	153	120430	4.83	ng/uL	99
12) Fluorene	7.83	166	134851m	5.04	ng/uL	
15) Pentachlorophenol	9.55	266	2233	1.28	ng/uL#	100
16) Phenanthrene	9.65	178	158112	4.90	ng/uL#	98
17) Anthracene	9.74	178	163439	4.83	ng/uL#	93
18) Fluoranthene	12.08	202	148977	4.99	ng/uL	93
20) Pyrene	12.53	202	157283	4.90	ng/uL	97
22) Benzo(a)anthracene	15.08	228	131597	5.12	ng/uL	99
23) Chrysene	15.16	228	129011	4.67	ng/uL	93
25) Benzo(b)fluoranthene	17.23	252	132478	5.56	ng/uL	94
26) Benzo(k)fluoranthene	17.28	252	145504m	4.69	ng/uL	
27) Benzo(a)pyrene	17.82	252	127497	5.19	ng/uL	97
28) Indeno(1,2,3-cd)pyrene	19.70	276	121816	5.68	ng/uL#	88
29) Dibenzo(a,h)anthracene	19.73	278	93500	5.71	ng/uL#	85
30) Benzo(g,h,i)perylene	20.12	276	104737	5.67	ng/uL#	90

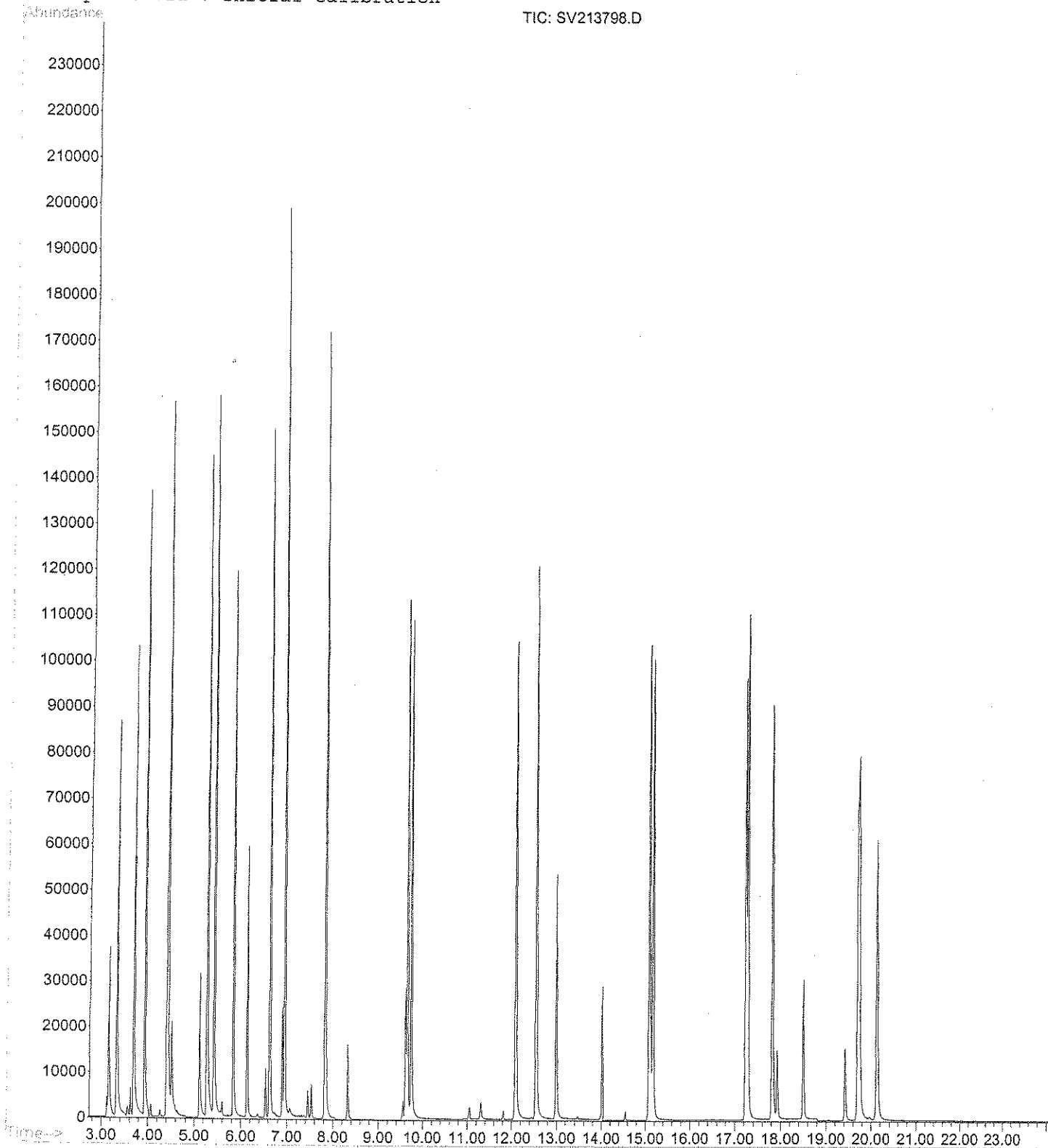
(#) = qualifier out of range (m) = manual integration
 SV213798.D PAH2EB.M Sat Jul 15 10:41:44 2006

Data File : Q:\SVOA\MS2_ME\ME0706\ME071406\SV213798.D Vial: 8
Acq On : 14 Jul 2006 7:54 pm Operator: VSC
Sample : BPG0123-CAL6 Inst : GC/MS 2
Misc : Multiplr: 1.00

MS Integration Params: rteint.p
Quant Time: Jul 15 9:31 2006

Quant Results File: PAH2EB.RES

Method : C:\HPCHEM\1\METHODS\PAH2EB.M (RTE Integrator)
Title : LL PAH ELEMENT ID 0607020
Last Update : Sat Jul 15 09:34:23 2006
Response via : Initial Calibration



Data File : Q:\SVOA\MS2_ME\ME0706\ME071406\SV213799.D Vial: 9
 Acq On : 14 Jul 2006 8:25 pm Operator: VSC
 Sample : BPG0123-CAL7 Inst : GC/MS 2
 Misc : Multiplr: 1.00

MS Integration Params: rteint.p
 Quant Time: Jul 15 9:32 2006

Quant Results File: PAH2EB.RES

Quant Method : C:\HPCHEM\1\METHODS\PAH2EB.M (RTE Integrator)
 Title : LL PAH ELEMENT ID 0607020
 Last Update : Sat Jul 15 09:31:52 2006
 Response via : Initial Calibration
 DataAcq Meth : PAH2EA

Internal Standards	R.T.	QI on	Response	Conc	Units	Dev (Min)
1) 1,4-Dichlorobenzene-d4	3.15	152	15698	2.00	ng/uL	0.00
3) Naphthalene-d8	4.40	136	62537	2.00	ng/uL	0.00
8) Acenaphthene-d10	6.88	164	33454	2.00	ng/uL	0.00
13) Phenanthrene-d10	9.60	188	41567	2.00	ng/uL	0.00
19) Chrysene-d12	15.11	240	27004	2.00	ng/uL	0.00
24) Perylene-d12	17.92	264	26509	2.00	ng/uL	0.00

System Monitoring Compounds

2) 1,2 Dichlorobenzene-d4 (SUR)	3.32	152	60564m	5.99	ng/uL	0.00
Spiked Amount	2.500		Recovery	=	239.60%	
4) Nitrobenzene-d5 (SURR)	3.68	82	120600	7.83	ng/uL	0.00
Spiked Amount	2.500		Recovery	=	313.20%	
9) 2-Fluorobiphenyl (SURR)	5.82	172	186635	7.33	ng/uL	0.00
Spiked Amount	2.500		Recovery	=	293.20%	
14) 2,4,6-Tribromophenol (SURR)	8.31	330	21720	11.25	ng/uL	0.00
Spiked Amount	3.750		Recovery	=	300.00%	
21) Terphenyl-d14 (SURR)	12.98	244	96138	7.42	ng/uL	0.00
Spiked Amount	2.500		Recovery	=	296.80%	

Target Compounds

	R.T.	QI on	Response	Conc	Units	Qvalue
5) Naphthalene	4.41	128	281417	7.47	ng/uL#	96
6) 2-Methylnaphthalene	5.26	142	176080	7.83	ng/uL	97
7) 1-Methylnaphthalene	5.41	142	175699	7.67	ng/uL	92
10) Acenaphthylene	6.62	152	293444	7.59	ng/uL#	100
11) Acenaphthene	6.93	153	182687	7.49	ng/uL	99
12) Fluorene	7.83	166	199330	7.54	ng/uL	98
15) Pentachlorophenol	9.55	266	2837	2.23	ng/uL#	100
16) Phenanthrene	9.65	178	221297	7.64	ng/uL#	98
17) Anthracene	9.73	178	224655	7.40	ng/uL#	93
18) Fluoranthene	12.08	202	199607	7.44	ng/uL	92
20) Pyrene	12.53	202	211712	7.39	ng/uL	97
22) Benzo(a)anthracene	15.08	228	180889	7.90	ng/uL	99
23) Chrysene	15.17	228	175528	7.18	ng/uL	92
25) Benzo(b)fluoranthene	17.23	252	179926	8.25	ng/uL	95
26) Benzo(k)fluoranthene	17.28	252	212014	7.55	ng/uL#	84
27) Benzo(a)pyrene	17.81	252	182763	8.15	ng/uL	97
28) Indeno(1,2,3-cd)pyrene	19.70	276	177413	8.49	ng/uL#	87
29) Dibenzo(a,h)anthracene	19.73	278	135192	8.48	ng/uL#	84
30) Benzo(g,h,i)perylene	20.12	276	152813	8.42	ng/uL#	90

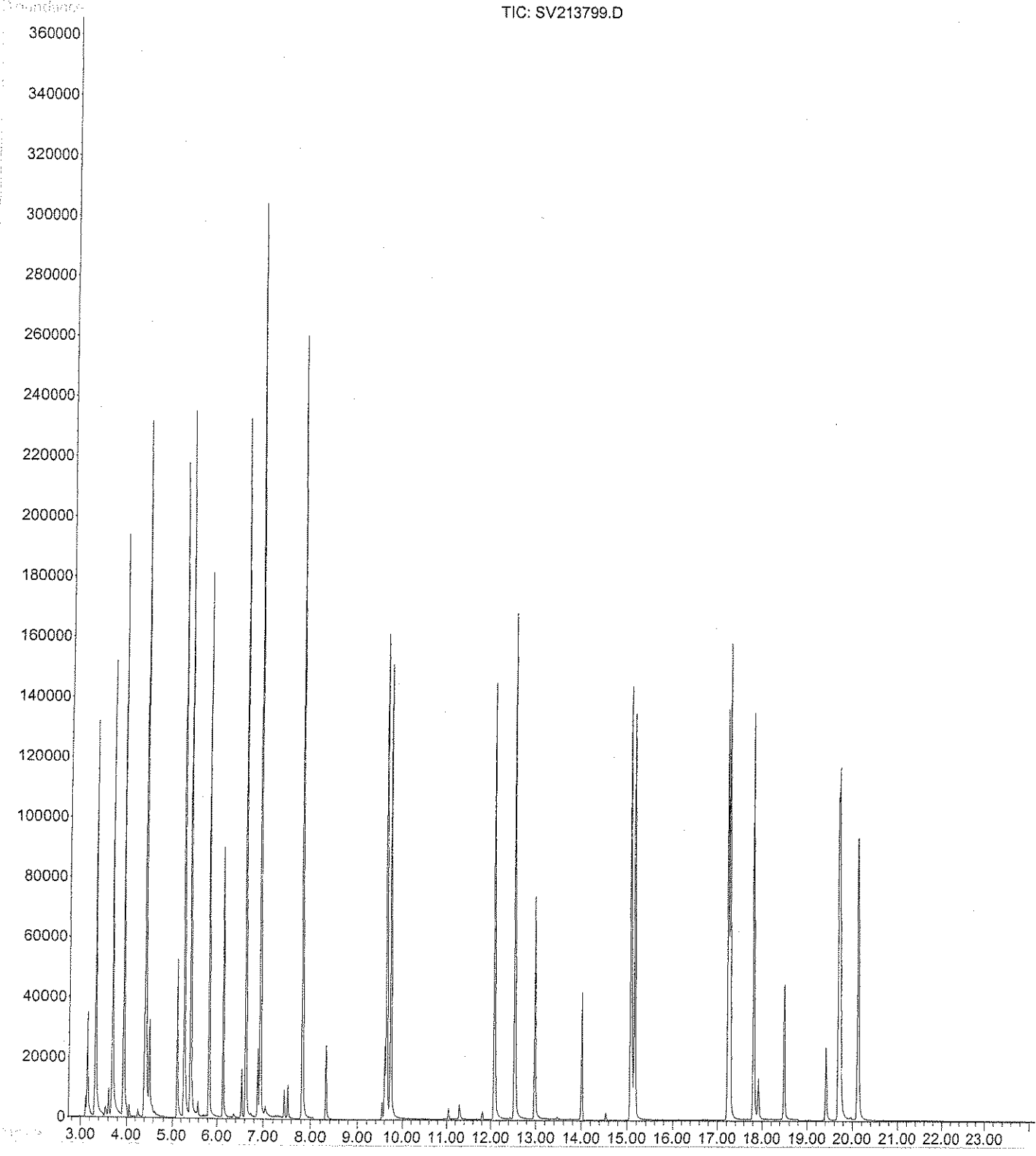
(#) = qualifier out of range (m) = manual integration
 SV213799.D PAH2EB.M Sat Jul 15 10:41:56 2006

Data File : Q:\SVOA\MS2_ME\ME0706\ME071406\SV213799.D Vial: 9
Acq On : 14 Jul 2006 8:25 pm Operator: VSC
Sample : BPG0123-CAL7 Inst : GC/MS 2
Misc : Multiplr: 1.00

MS Integration Params: rteint.p
Quant Time: Jul 15 9:32 2006

Quant Results File: PAH2EB.RES

Method : C:\HPCHEM\1\METHODS\PAH2EB.M (RTE Integrator)
Title : LL PAH ELEMENT ID 0607020
Last Update : Sat Jul 15 09:34:23 2006
Response via : Initial Calibration



Data File : Q:\SVOA\MS2_ME\ME0706\ME071506\SV213801.D Vial: 2
 Acq On : 15 Jul 2006 10:03 am Operator: VSC
 Sample : BPG0124-SCV1 Inst : GC/MS 2
 Misc : Multiplr: 1.00

MS Integration Params: rteint.p

Quant Time: Jul 15 10:37 2006

Quant Results File: PAH2EB.RES

Quant Method : C:\HPCHEM\1\METHODS\PAH2EB.M (RTE Integrator)
 Title : LL PAH ELEMENT ID 0607020
 Last Update : Sat Jul 15 09:34:23 2006
 Response via : Initial Calibration
 DataAcq Meth : PAH2EA

Internal Standards	R.T.	QIon	Response	Conc	Units	Dev(Min)
1) 1,4-Dichlorobenzene-d4	3.14	152	20469	2.00	ng/uL	0.00
3) Naphthalene-d8	4.39	136	75047	2.00	ng/uL	0.00
8) Acenaphthene-d10	6.87	164	35653	2.00	ng/uL	-0.01
13) Phenanthrene-d10	9.60	188	45190	2.00	ng/uL	0.00
19) Chrysene-d12	15.10	240	31136	2.00	ng/uL	0.00
24) Perylene-d12	17.91	264	33671	2.00	ng/uL	0.00

System Monitoring Compounds

2) 1,2 Dichlorobenzene-d4 (SUR	3.31	152	12253m	1.11	ng/uL	-0.01
Spiked Amount 2.500			Recovery =	44.40%		
4) Nitrobenzene-d5 (SURR)	3.67	82	19847	1.04	ng/uL	0.00
Spiked Amount 2.500			Recovery =	41.60%		
9) 2-Fluorobiphenyl (SURR)	5.82	172	29855	1.08	ng/uL	0.00
Spiked Amount 2.500			Recovery =	43.20%		
14) 2,4,6-Tribromophenol (SURR)	8.31	330	2239	0.89	ng/uL	0.00
Spiked Amount 3.750			Recovery =	23.73%		
21) Terphenyl-d14 (SURR)	12.97	244	14996	0.98	ng/uL	-0.01
Spiked Amount 2.500			Recovery =	39.20%		

Target Compounds

	R.T.	QIon	Response	Conc	Units	Qvalue
5) Naphthalene	4.40	128	38558	0.84	ng/uL#	96
6) 2-Methylnaphthalene	5.26	142	22661	0.82	ng/uL	100
10) Acenaphthylene	6.61	152	32287	0.77	ng/uL#	100
11) Acenaphthene	6.92	153	21500	0.81	ng/uL	98
12) Fluorene	7.82	166	22253m	0.77	ng/uL	
15) Pentachlorophenol	9.54	266	697	1.23	ng/uL#	100
16) Phenanthrene	9.64	178	24806	0.85	ng/uL#	97
17) Anthracene	9.73	178	26653	0.79	ng/uL#	92
18) Fluoranthene	12.08	202	23826	0.79	ng/uL	95
20) Pyrene	12.52	202	24552	0.72	ng/uL	98
22) Benzo(a)anthracene	15.07	228	21703	0.80	ng/uL	99
23) Chrysene	15.15	228	23639	0.82	ng/uL	93
25) Benzo(b)fluoranthene	17.22	252	23216	0.82	ng/uL	92
26) Benzo(k)fluoranthene	17.26	252	28672m	0.78	ng/uL	
27) Benzo(a)pyrene	17.80	252	23707	0.81	ng/uL	95
28) Indeno(1,2,3-cd)pyrene	19.69	276	22974	0.79	ng/uL#	93
29) Dibenzo(a,h)anthracene	19.72	278	17524	0.79	ng/uL#	90
30) Benzo(g,h,i)perylene	20.12	276	20482	0.81	ng/uL#	94

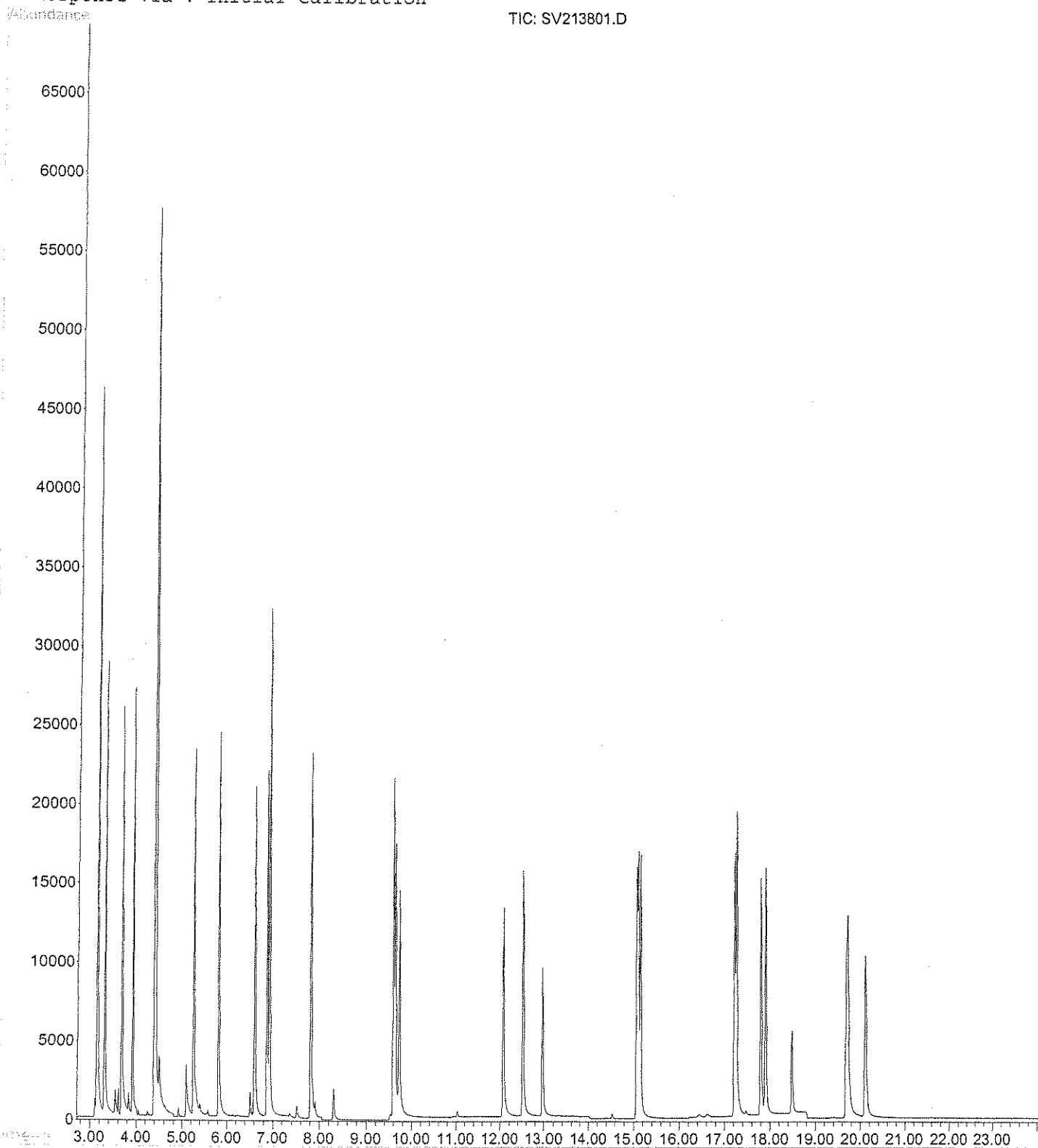
(#) = qualifier out of range (m) = manual integration
 SV213801.D PAH2EB.M Sat Jul 15 10:42:23 2006

Data File : Q:\SVOA\MS2_ME\ME0706\ME071506\SV213801.D Vial: 2
Acq On : 15 Jul 2006 10:03 am Operator: VSC
Sample : BPG0124-SCV1 Inst : GC/MS 2
Misc : Multiplr: 1.00

MS Integration Params: rteint.p
Quant Time: Jul 15 10:37 2006

Quant Results File: PAH2EB.RES

Method : C:\HPCHEM\1\METHODS\PAH2EB.M (RTE Integrator)
Title : LL PAH ELEMENT ID 0607020
Last Update : Sat Jul 15 09:34:23 2006
Response via : Initial Calibration



ESS LABORATORY GCMS2 RUN LOG

COLUMN DB5MS

BATCH DATE	VIAL #	FILE #	LAB ID	METHOD	COMMENTS / DILUTION / STANDARD ID	ANALYST
7/12/06	16	SV2 13767	0607077-01	SV2KH	25 failed 66-01034	MS
	17	SV2 68	BG-61127-MS1		25 failed	
	18	SV2 69	BG-61127-MS01			
7/12/06	19	SV2 70	0607078-01	SV2KH		VSC
7/13/06	1	SV2 71	BPG-008-Tm1	DFTPP	6626111	VSC
	2	SV2 72	CCV1	PAH2EA	scan check	
	3	SV2 73	BPG-0108-CCV1	PAH2EA	6612077	
	4	SV2 74	UOAH SWR AC	PAH2EA	6613054	
	5	SV2 75	BPG-0109-CCV1	SV2KH	66-10021	
	6	SV2 76	BG-61227-B2K1		66-01034	
	7	SV2 77	BG-61227-BS1			
	8	SV2 78	BG-61227-BSD1			
	9	SV2 79	0607129-02			
	10	SV2 80	BG-61227-MS1			
	11	SV2 81	BG-61227-MS01			
	12	SV2 82	0607129-03			
	13	SV2 83	0607129-01			
	14	SV2 84	Solvent			
	15	SV2 85	BG-61127-BS1			
7/13/06	15	SV2 86	0607078-01	SV2KH		VSC
7/14/06	1	SV2 88	BPG-0123-Tm1	DFTPP		
	2	SV2 89	BPG-0123-CCV1	SV2KH PATBEN	N6 + lig2	
	2	SV2 90	BPG-0123-CCV1	PAH2EA	N6 High Replication	
	1	SV2 91	BPG-0123-Tm1	DFTPP		VSC
	2	SV2 92	CCV1	PAH2EB		
	3	SV2 93	cat 5		66-14098	
	4	SV2 94	cat 5		66-14098 66-14096	
	5	SV2 95	cat 5		66-14097 66-14096	
7/14/06	6	SV2 96	BPG-0123-cat 5	PAH2EB	66-14098 66-14097	VSC

Control Number 60.0019-0601A

Page _____

Ⓟ use 7/15/06
5 errors

ESS LABORATORY

GCMS2 RUN LOG

3 errors
7/15/06

COLUMN DB5MS

BATCH DATE	VIAL #	FILE #	LAB ID	METHOD	COMMENTS / DILUTION / STANDARD ID	ANALYST
7/14/06	7	SV2 13797	BP60123	PAH2EB	6614099	VSL
7/14/06	8	SV2 13798	BP60123		6614100	
7/14/06	9	SV2 13799	BP60123	PAH2EB	6614101	VSL
7/15/06	1	SV2 13806	BP60124-TUN1	DETAP	6626111	VSL
	2	SV2 01	BP60124-CCV1	PAH2EB	6614102	
	3	SV2 02	BP60124-CCV1		6611034	
	4	SV2 03	BP61307-Blw1		✓ 66-14094	
	5	SV2 04	BP61307-BS1		✓	
	6	SV2 05	BP61307-BS1		✓	
	7	SV2 06	0607134-01		✓ RR IS Failed	
	8	SV2 07	0607134-04		✓	
	9	SV2 08	BP61414-Blw1		✓	
	10	SV2 09	BP61414-BS1		✓	
	11	SV2 10	BP61414-BS1		✓	
	12	SV2 11	0607164-01		✓	
	13	SV2 12	-10		✓	
	14	SV2 13	-11		✓	
	15	SV2 14	-12		✓	
	16	SV2 15	-13		✓ (RR 5X)	
	17	SV2 16	-14		✓ RR IS Failed	
	18	SV2 17	-15		✓	
	19	SV2 18	-16		✓	
	20	SV2 19	-17		✓	
	21	SV2 20	-19		✓	
	22	SV2 21	-18-20-21-22		✓	
7/15/06	23	SV2 22	0607164-02	PAH2EB		VSL
7/17/06	1	SV2 23	BP60185-TUN1	DETAP	6613052	JLS
7/17/06	2	SV2 24	-CCV1	PAH2EB		JLS
7/19/06	2	SV2 25	BP60185-CCV1	PAH2EB	6614039	JLS

ANALYSIS SEQUENCE

BPG0185

Instrument: SVOAMS2

Calibration ID: UNASSIGNED PAH2EB

Lab Number	Analysis	Container	Order	Position	STD ID	ISTD ID	Client
BPG0185-TUN1	QC		1		6G13052		
BPG0185-CCV1	QC		2		6G19039	6G14094	
BG61512-BLK2	QC		3				
BG61512-BS2	QC		4				
BG61512-BSD2	QC		5				
BG61925-BLK1	QC		6			6G14094	
BG61925-BS1	QC		7			6G14094	
BG61925-BSD1	QC		8			6G14094	
0607164-24	/OC: 8270/3541 ppb PAH SI	A	9			6G14094	MACTEC Engineering & Consulting, In
0607164-23	/OC: 8270/3541 ppb PAH SI	A	10			6G14094	MACTEC Engineering & Consulting, In
0607164-22	/OC: 8270/3541 ppb PAH SI	A	11			6G14094	MACTEC Engineering & Consulting, In
0607164-21	/OC: 8270/3541 ppb PAH SI	A	12			6G14094	MACTEC Engineering & Consulting, In
BG62039-BLK1	QC		13			6G14094	
BG62039-BS1	QC		14			6G14094	
BG62039-BSD1	QC		15			6G14094	
0607173-11	/OC: 8270/3541 ppb PAH SI	A	16			6G14094	MACTEC Engineering & Consulting, In
0607173-02	/OC: 8270/3541 ppb PAH SI	A	17			6G14094	MACTEC Engineering & Consulting, In
0607173-03	/OC: 8270/3541 ppb PAH SI	A	18			6G14094	MACTEC Engineering & Consulting, In
BG62542-BLK1	QC		19			6G14094	
BG62542-BS1	QC		20			6G14094	
BG62542-BSD1	QC		21			6G14094	

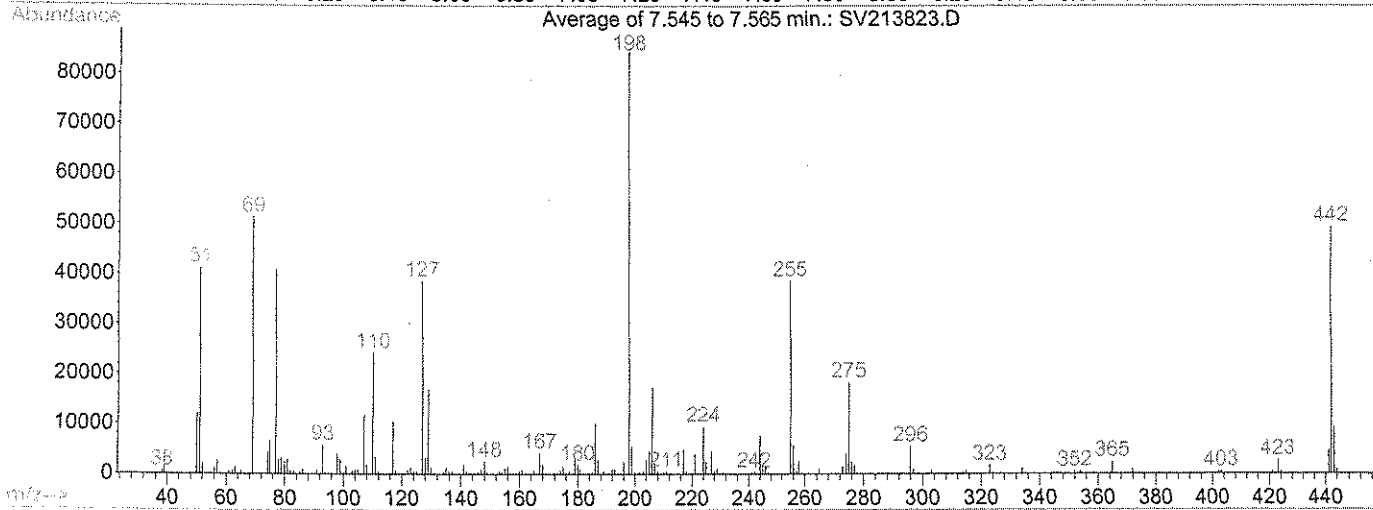
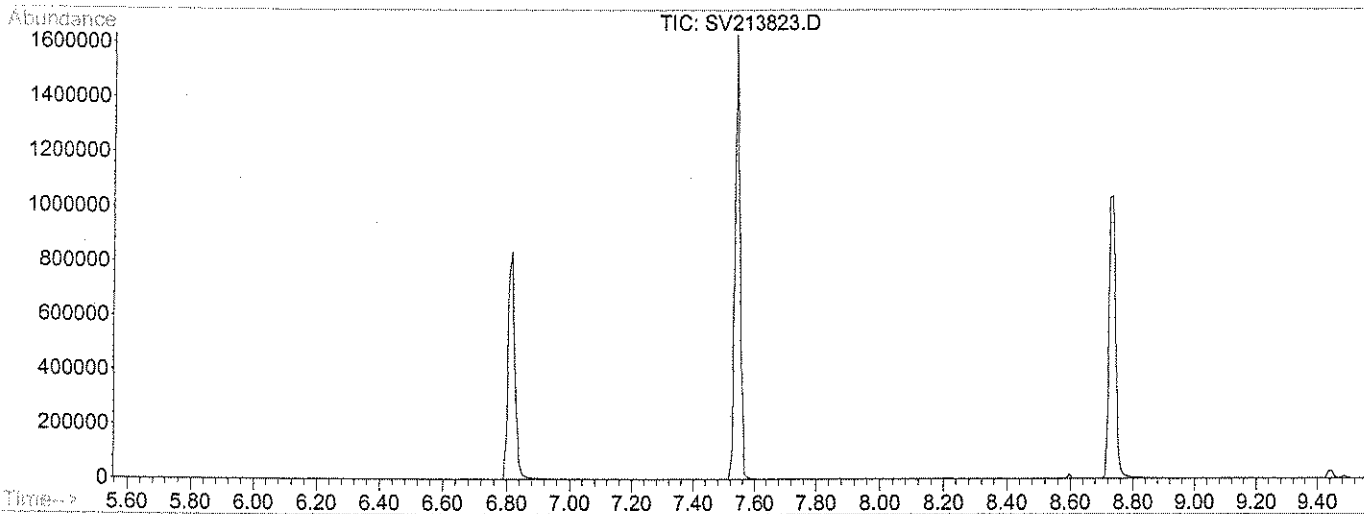
Samples Loaded By

Date

Data Processed By

Date

Data File : Q:\SVOA\MS2_ME\ME0706\ME071706\SV213823.D Vial: 1
 Acq On : 17 Jul 2006 7:36 am Operator: JLS
 Sample : BPG0185-TUN1 Inst : GC/MS 2
 Misc : Multiplr: 1.00
 MS Integration Params: rteint.p
 Method : C:\HPCHEM\1\METHODS\DFTPP.M (RTE Integrator)
 Title : 8270



Spectrum Information: Average of 7.545 to 7.565 min.

Target Mass	Rel. to Mass	Lower Limit%	Upper Limit%	Rel. Abn%	Raw Abn	Result Pass/Fail
51	198	30	60	48.7	41149	PASS
68	69	0.00	2	0.0	0	PASS
69	198	0.00	100	60.7	51324	PASS
70	69	0.00	2	0.3	177	PASS
127	198	40	60	45.7	38618	PASS
197	198	0.00	1	0.0	0	PASS
198	198	100	100	100.0	84544	PASS
199	198	5	9	6.4	5399	PASS
275	198	10	30	21.7	18366	PASS
365	198	1	100	2.8	2361	PASS
441	443	0.01	100	50.2	4645	PASS
442	198	40	100	58.4	49365	PASS
443	442	17	23	18.7	9248	PASS

Data File : Q:\SVOA\MS2_ME\ME0706\ME071706\SV213825.D Vial: 2
 Acq On : 17 Jul 2006 9:40 am Operator: JLS
 Sample : BPG0185-CCV1 Inst : GC/MS 2
 Misc : Multiplr: 1.00

MS Integration Params: rteint.p TV=1.00
 Quant Time: Jul 17 10:18 2006 Quant Results File: PAH2EB.RES

Quant Method : C:\HPCHEM\1\METHODS\PAH2EB.M (RTE Integrator)
 Title : LL PAH ELEMENT ID 0607020
 Last Update : Sat Jul 15 10:42:47 2006
 Response via : Initial Calibration
 DataAcq Meth : PAH2EB

Internal Standards	R.T.	QIon	Response	Conc	Units	Dev(Min)
1) 1,4-Dichlorobenzene-d4	3.14	152	15445	2.00	ng/uL	-0.01
3) Naphthalene-d8	4.39	136	57819	2.00	ng/uL	0.00
8) Acenaphthene-d10	6.87	164	29617	2.00	ng/uL	-0.01
13) Phenanthrene-d10	9.59	188	43494	2.00	ng/uL	-0.01
19) Chrysene-d12	15.09	240	26394	2.00	ng/uL	-0.02
24) Perylene-d12	17.90	264	28220	2.00	ng/uL	-0.02

System Monitoring Compounds	R.T.	QIon	Response	Conc	Units	Dev(Min)
2) 1,2 Dichlorobenzene-d4 (SUR	3.31	152	7621m	0.89	ng/uL	-0.01
Spiked Amount 2.500			Recovery =	35.60%		
4) Nitrobenzene-d5 (SURR)	3.67	82	15041m	1.03	ng/uL	0.00
Spiked Amount 2.500			Recovery =	41.20%		
9) 2-Fluorobiphenyl (SURR)	5.81	172	22803	0.99	ng/uL	0.00
Spiked Amount 2.500			Recovery =	39.60%		
14) 2,4,6-Tribromophenol (SURR	8.30	330	2347	0.97	ng/uL	0.00
Spiked Amount 3.750			Recovery =	25.87%		
21) Terphenyl-d14 (SURR)	12.97	244	12696	0.98	ng/uL	-0.01
Spiked Amount 2.500			Recovery =	39.20%		

Target Compounds	R.T.	QIon	Response	Conc	Units	Qvalue
5) Naphthalene	4.40	128	34803	0.98	ng/uL#	96
6) 2-Methylnaphthalene	5.25	142	20555	0.97	ng/uL	97
7) 1-Methylnaphthalene	5.40	142	20926	0.97	ng/uL	94
10) Acenaphthylene	6.61	152	32757	0.93	ng/uL#	100
11) Acenaphthene	6.92	153	20901	0.94	ng/uL	98
12) Fluorene	7.82	166	24833	1.03	ng/uL	92
15) Pentachlorophenol	9.54	266	582	0.98	ng/uL#	100
16) Phenanthrene	9.63	178	27549	0.97	ng/uL#	98
17) Anthracene	9.72	178	29213	0.90	ng/uL#	94
18) Fluoranthene	12.07	202	25122	0.87	ng/uL	97
20) Pyrene	12.52	202	26563	0.92	ng/uL	98
22) Benzo(a)anthracene	15.06	228	21398	0.93	ng/uL	99
23) Chrysene	15.14	228	23293	0.95	ng/uL	93
25) Benzo(b)fluoranthene	17.21	252	22092	0.93	ng/uL	91
26) Benzo(k)fluoranthene	17.25	252	27800m	0.90	ng/uL	
27) Benzo(a)pyrene	17.79	252	23034	0.93	ng/uL	93
28) Indeno(1,2,3-cd)pyrene	19.68	276	19197	0.79	ng/uL#	97
29) Dibenzo(a,h)anthracene	19.71	278	14432	0.78	ng/uL#	93
30) Benzo(g,h,i)perylene	20.10	276	17140	0.80	ng/uL#	98

(#) = qualifier out of range (m) = manual integration
 SV213825.D PAH2EB.M Wed Jul 19 14:08:44 2006

Data File : Q:\SVOA\MS2_ME\ME0706\ME071706\SV213825.D Vial: 2
Acq On : 17 Jul 2006 9:40 am Operator: JLS
Sample : BPG0185-CCV1 Inst : GC/MS 2
Misc : Multiplr: 1.00

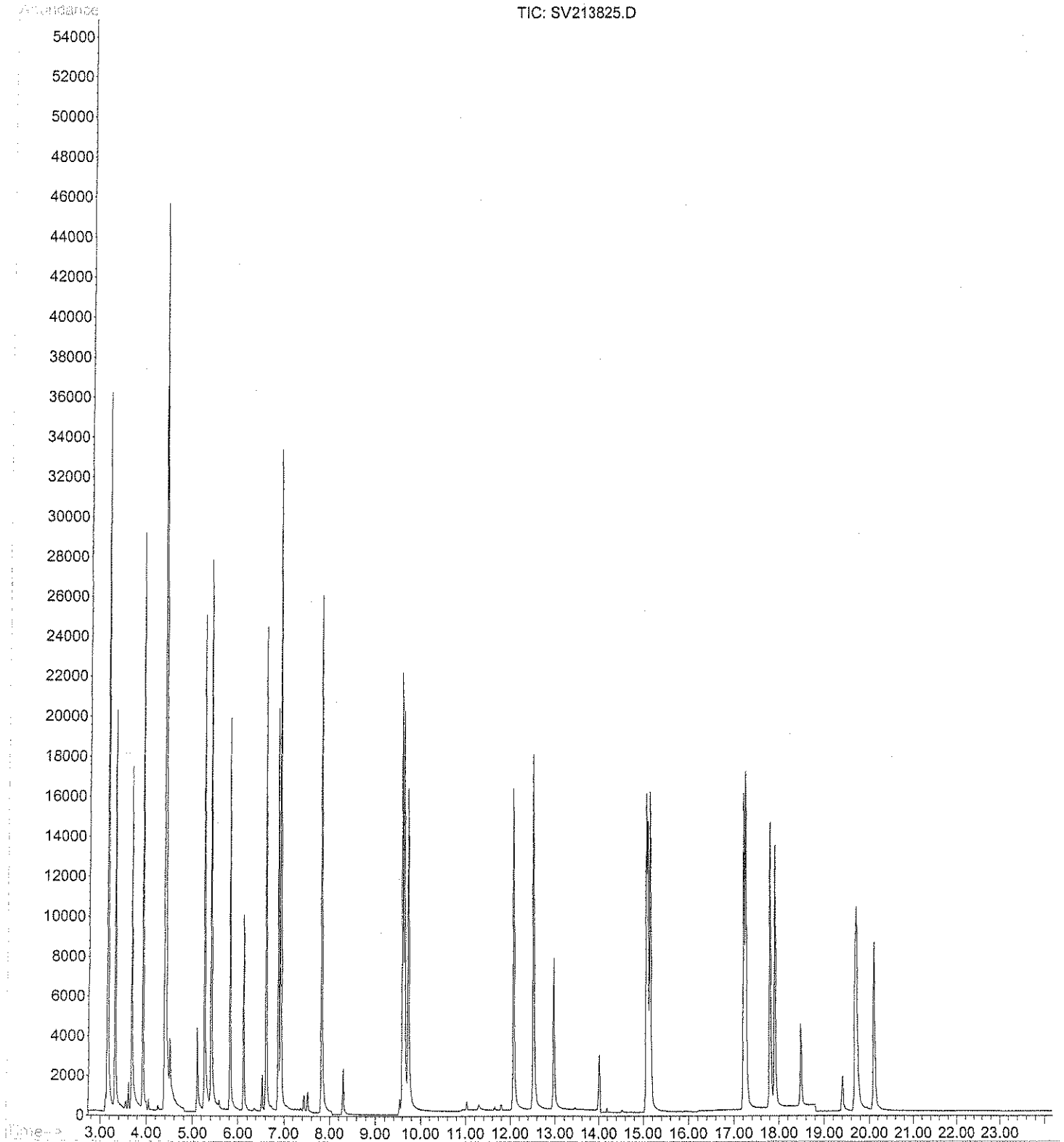
MS Integration Params: rteint.p

Quant Time: Jul 17 10:18 2006

Quant Results File: PAH2EB.RES

Method : C:\HPCHEM\1\METHODS\PAH2EB.M (RTE Integrator)
Title : LL PAH ELEMENT ID 0607020
Last Update : Sat Jul 15 10:42:47 2006
Response via : Initial Calibration

TIC: SV213825.D



**ESS LABORATORY
GCMS2 RUN LOG**

*in 3 errors
7/15/06*

COLUMN DB5MS

BATCH DATE	VIAL #	FILE #	LAB ID	METHOD	COMMENTS / DILUTION / STANDARD ID	ANALYST
7/14/06	7	SV2 13797	BPG0123 - End 6 ¹⁰⁰	PAH2EB	66-14099	VSL
7/14/06	8	SV2 13798	BPG0123 - End 7 ¹⁰⁰		66-14100	JLS
7/14/06	9	SV2 13799	BPG0123 Scr ¹⁰⁰	PAH2EB	66-14101	JLS
7/15/06	1	SV2 13800	BPG-0124 - Tun ¹⁰⁰	DETPP	6626111	VSL
	2	SV2 01	BPG-0124 - Scr	PAH2EB	66-14102	
	3	SV2 02	BPG-0124 - CV1		66-17034	
	4	SV2 03	B6-61307 - Bsc1		66-14094	
	5	SV2 04	B6-61307 - B51			
	6	SV2 05	B6-61307 - B501			
	7	SV2 06	0607134-01		RR IS Failed	
	8	SV2 07	0607134-04			
	9	SV2 08	B6-61414 - Bsc4			
	10	SV2 09	B6-61414 - B51			
	11	SV2 10	B6-61414 - B501			
	12	SV2 11	0607164-01			
	13	SV2 12	-10			
	14	SV2 13	-11			
	15	SV2 14	-12			
	16	SV2 15	-13		RR 5X	
	17	SV2 16	-14		RR IS Failed	
	18	SV2 17	-15			
	19	SV2 18	-16			
	20	SV2 19	-17			
	21	SV2 20	-18			
	22	SV2 21	-18 20-21-22			
7/15/06	23	SV2 22	0607164 - 02 18	PAH2EB		JLS
7/17/06	1	SV2 23	BPG0185 - Tun	DETPP	66-13052	JLS
7/17/06	2	SV2 24	-CV1	PAH2EB		JLS
7/17/06	2	SV2 25	BPG0185 - CV1	PAH2EB	66-14039	JLS

ESS LABORATORY GCMS2 RUN LOG

COLUMN DB5MS

BATCH DATE	VIAL #	FILE #	LAB ID	METHOD	COMMENTS / DILUTION / STANDARD ID	ANALYST
7/17/06	3	SV2 138 26	B6161512-R51	PAH2EB	✓ 6614094	JCS
	4	SV2 27	-B5D1		✓	
	5	SV2 28	-B1K1		✓	
	6	SV2 29	0607173-02		✓ RR IS Failure	
	7	SV2 30	0607173-03		✓	
	8	SV2 31	0607164-24		✓	
	9	SV2 32	-22		✓ RR IS Failure	
	10	SV2 33	-21			
	11	SV2 34	0607173-11			
	12	SV2 35	0607173-04			
	13	SV2 36	0607164-23		NOT Needed	
	14	SV2 37	0607173-07			
	15	SV2 38	0607173-09			
	16	SV2 39	0607134-02		✓ RR IS Failure	
	17	SV2 40	0607173-15			
	18	SV2 41	0607173-12			
7/17/06	19	SV2 42	0607173-01	PAH2EB	✓ PAH2EB	JCS
7/18/06	1	SV2 43	Tm1	DFTAP		JCS
	1	SV2 44	Tm1	DFTAP		
	1	SV2 45	BPG-0149-Tm1	DFTAP	✓ 662611	
	2	SV2 46	BPG-0149-CON	PAH2EB	✓ 6612037	
	3	SV2 47	B6134-BK3	PAH2EB	✓ 6614094	
	4	SV2 48	0607157-01		✓	
	5	SV2 49	-02		✓	
	6	SV2 50	-07		✓	
	7	SV2 51	-08		✓	
	8	SV2 52	-11		✓	
	9	SV2 53	-12		✓	
7/18/06	10	SV2 54	0607157-13	PAH2EB	✓	JCS

Control Number 60.0019-0601A

Page _____

ANALYSIS SEQUENCE

BPG0297

Instrument: SVOAMS2

Calibration ID: UNASSIGNED PAH3ED

Lab Number	Analysis	Container	Order	Position	STD ID	ISTD ID	Client
BPG0297-TUN1	QC		1		6G13052		
BPG0297-CAL1	QC		2		6G14095	6G14094	
BPG0297-CAL2	QC		3		6G14096	6G14094	
BPG0297-CAL3	QC		4		6G14097	6G14094	
BPG0297-CAL4	QC		5		6G14098	6G14094	
BPG0297-CAL5	QC		6		6G14099	6G14094	
BPG0297-CAL6	QC		7		6G14100	6G14094	
BPG0297-CAL7	QC		8		6G14101	6G14094	
BPG0297-SCV1	QC		9		6G14102	6G14094	
0607201-01	VOC: EPH SIM PAHs GW-	A	10			6G14094	Vanasse Hangen Brustlin, Inc.
0607201-07	VOC: EPH SIM PAHs GW-	A	11			6G14094	Vanasse Hangen Brustlin, Inc.
BPG0297-CCV1	QC		12		6G14102	6G14094	

Samples Loaded By _____

Date _____

Data Processed By _____

Date _____

Method : C:\HPCHEM\1\METHODS\PAH2ED.M (RTE Integrator)
 Title : LL PAH ELEMENT ID 0607035
 Last Update : Tue Jul 25 14:45:49 2006
 Response via : Initial Calibration

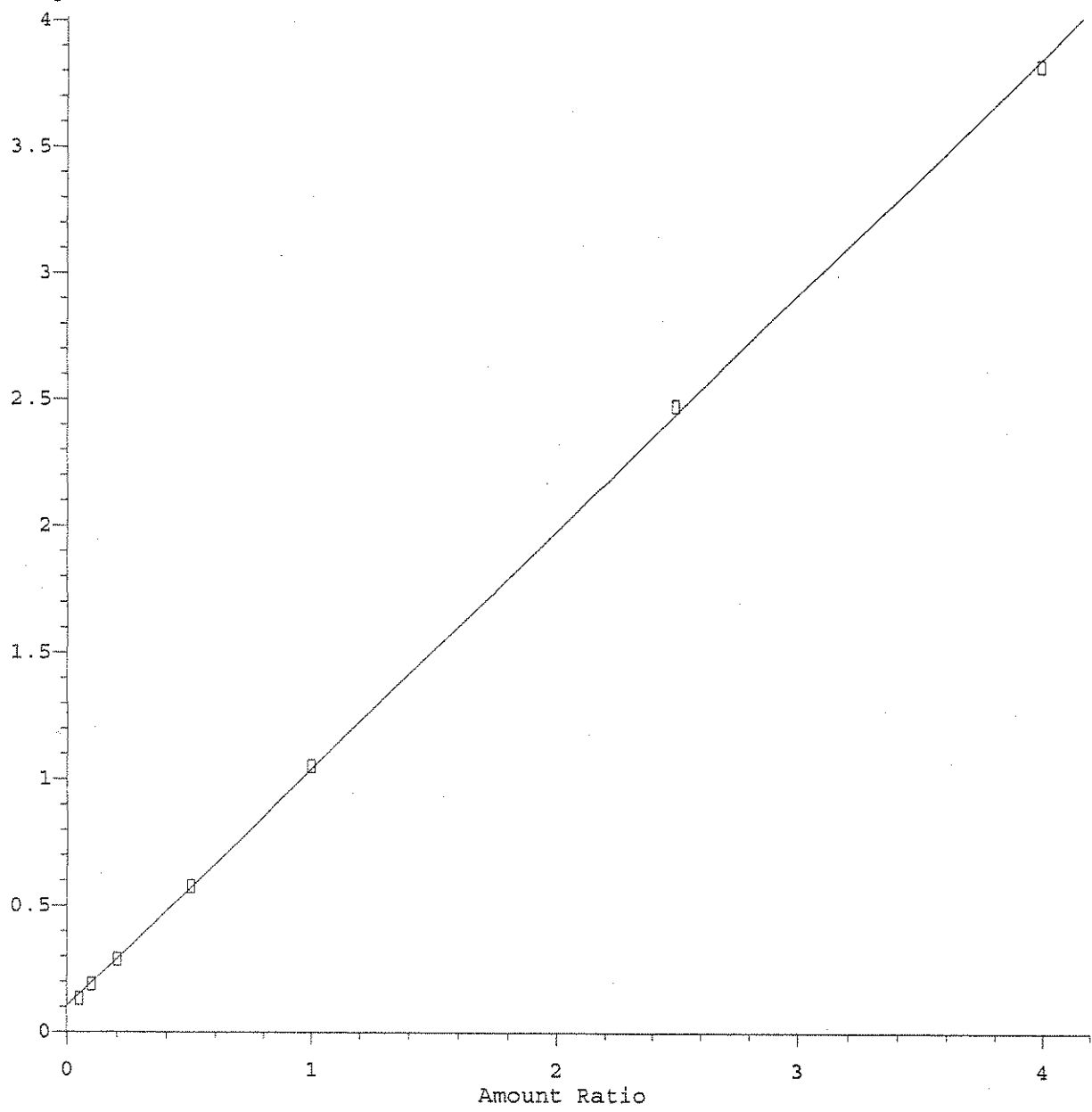
Calibration Files

0.2 =SV213954.D 0.4 =SV213955.D 1.0 =SV213952.D
 2.0 =SV213956.D 5.0 =SV213957.D 8.0 =SV213958.D

Compound	0.2	0.4	1.0	2.0	5.0	8.0	Avg	%RSD
1) I 1,4-Dichlorobenzene-d	-----ISTD-----							
2) S 1,2 Dichlorobenzene	1.903	1.441	1.154	1.052	0.991	0.956	1.452	43.44 L
3) Naphthalene-d8	-----ISTD-----							
4) S Nitrobenzene-d5 (SU	0.607	0.521	0.534	0.495	0.501	0.510	0.537	8.34
5) Naphthalene	1.249	1.123	1.157	1.082	1.072	1.093	1.182	12.87
6) 2-Methylnaphthalene	0.688	0.648	0.688	0.630	0.661	0.673	0.685	8.26
7) 1-Methylnaphthalene	0.759	0.701	0.715	0.679	0.659	0.667	0.720	9.63
8) Acenaphthene-d10	-----ISTD-----							
9) S 2-Fluorobiphenyl (S	1.397	1.403	1.433	1.363	1.382	1.370	1.424	6.23
10) Acenaphthylene	2.364	2.074	2.130	2.085	2.145	2.143	2.235	10.17
11) C Acenaphthene	1.529	1.365	1.385	1.324	1.344	1.331	1.441	12.18#
12) Fluorene	1.509	1.387	1.449	1.442	1.490	1.504	1.510	8.54
13) Phenanthrene-d10	-----ISTD-----							
14) S 2,4,6-Tribromopheno	0.086	0.096	0.104	0.105	0.112	0.111	0.100	10.16
15) C Pentachlorophenol	0.028	0.037	0.065	0.074	0.098	0.110	0.069	47.22# -0.1 L
16) Phenanthrene	1.377	1.364	1.352	1.309	1.321	1.321	1.389	9.39
17) Anthracene	1.478	1.468	1.389	1.352	1.343	1.336	1.440	9.31
18) C Fluoranthene	1.247	1.261	1.197	1.193	1.213	1.257	1.271	9.28#
19) Chrysene-d12	-----ISTD-----							
20) Pyrene	3.153	2.709	2.532	2.280	2.344	2.305	2.734	20.71 L
21) S Terphenyl-d14 (SURR	1.385	1.242	1.108	1.001	0.988	0.955	1.206	24.16 L
22) Benzo(a)anthracene	1.481	1.348	1.507	1.510	1.581	1.615	1.548	8.89
23) Chrysene	2.108	1.822	1.736	1.631	1.623	1.595	1.857	17.63
24) Perylene-d12	-----ISTD-----							
25) Benzo(b)fluoranthen	1.183	1.158	1.466	1.745	1.959		1.470	21.93 8.0 L
26) Benzo(k)fluoranthen	2.974	2.941	2.922	2.596	2.662	2.496	2.875	12.03
27) C Benzo(a)pyrene	1.666	1.482	1.556	1.536	1.641	1.690	1.603	4.86#
28) Indeno(1,2,3-cd)pyr	1.170	0.995	0.953	0.949	0.852	0.732	0.992	18.95
29) Dibenzo(a,h)anthrac	0.890	0.705	0.752	0.705	0.664	0.566	0.751	18.57
30) Benzo(g,h,i)perylene	1.025	0.896	0.867	0.794	0.732		0.935	21.72 8.0 L

1,2 Dichlorobenzene-d4 (SURR)

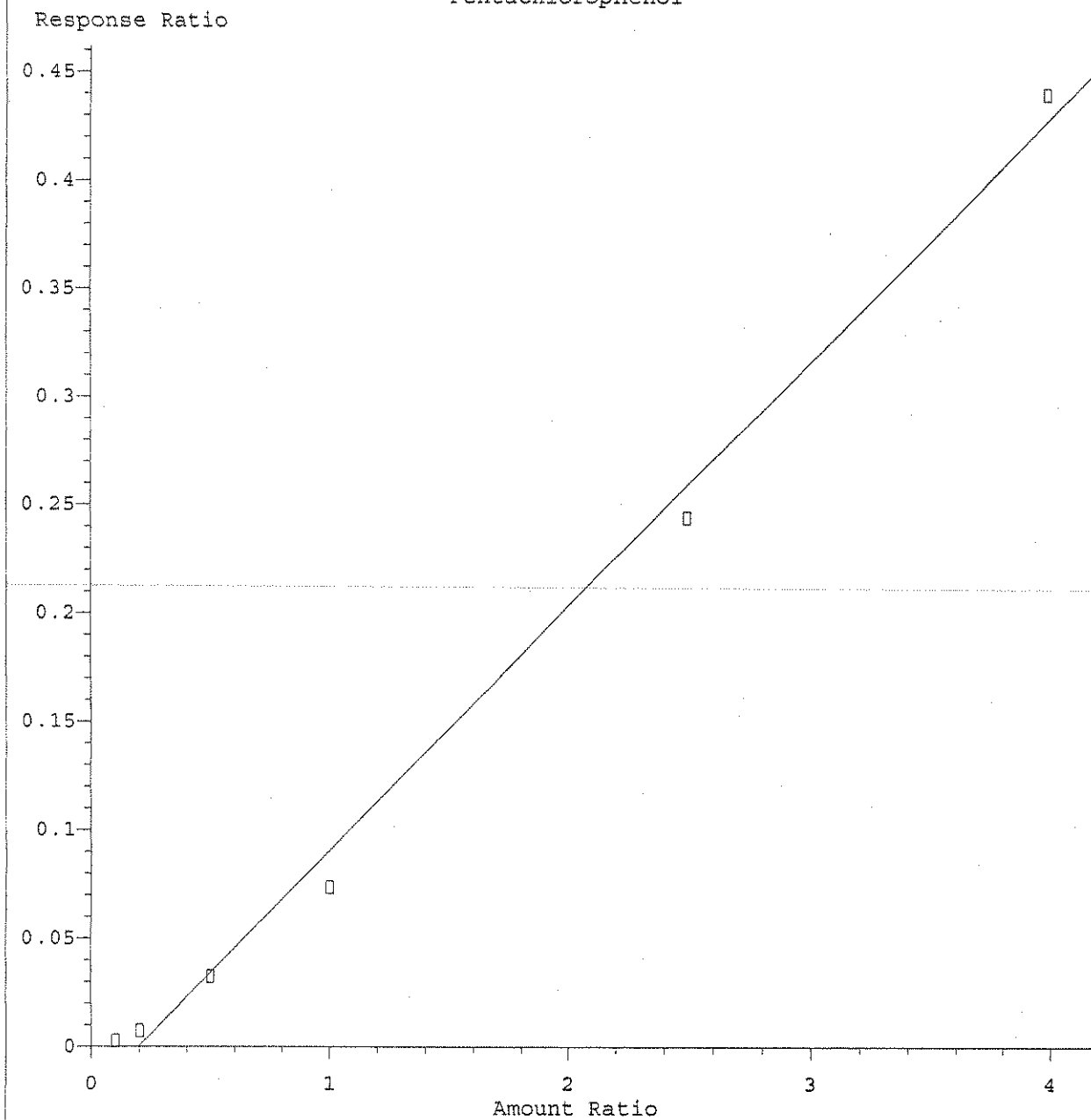
Response Ratio



Resp Ratio = 9.36e-001 * Amt + 1.04e-001
Coef of Det (r^2) = 1.000 Curve Fit: Linear

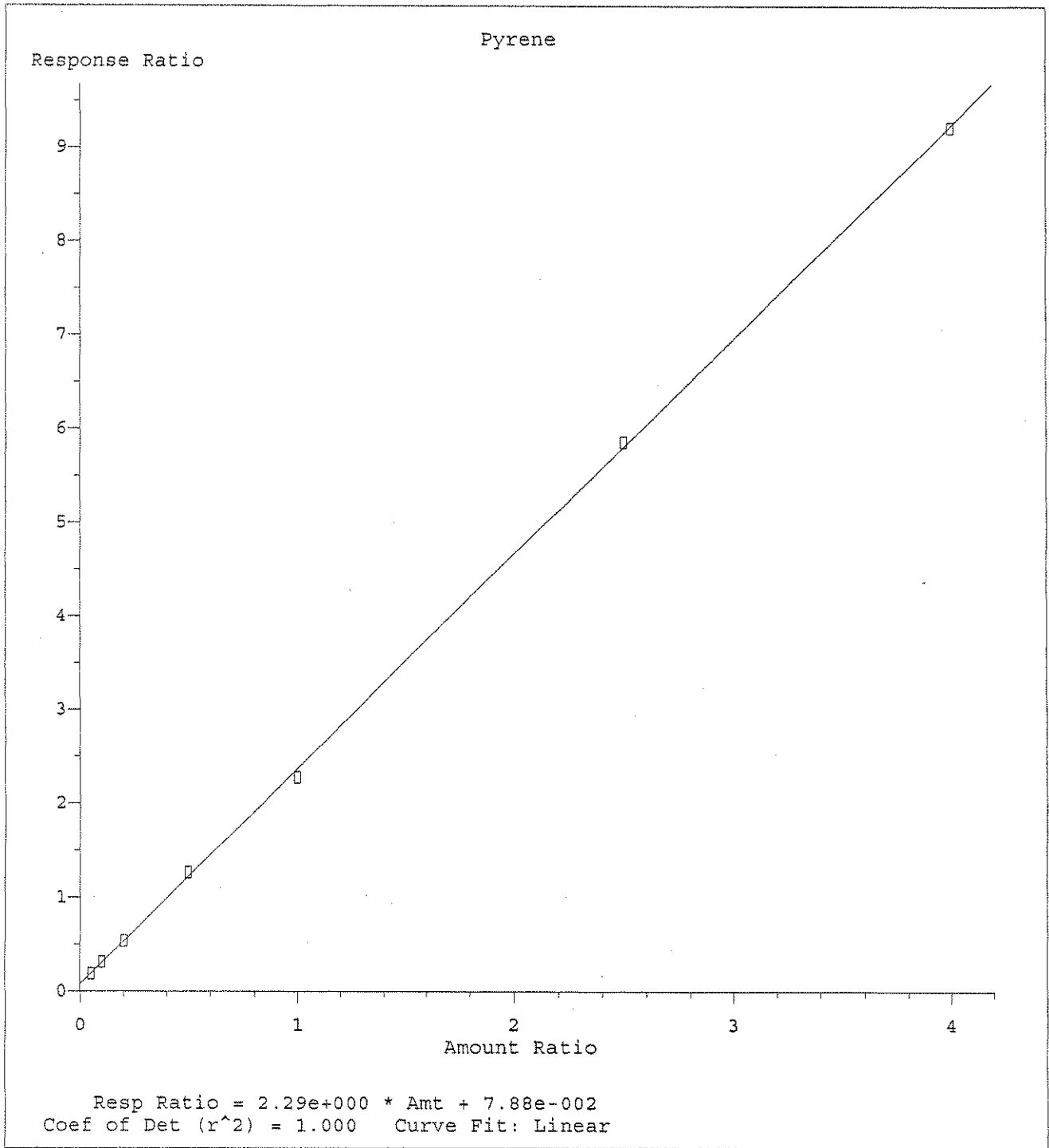
Method Name: C:\HPCHEM\1\METHODS\PAH2ED.M
Calibration Table Last Updated: Tue Jul 25 14:45:49 2006

Pentachlorophenol

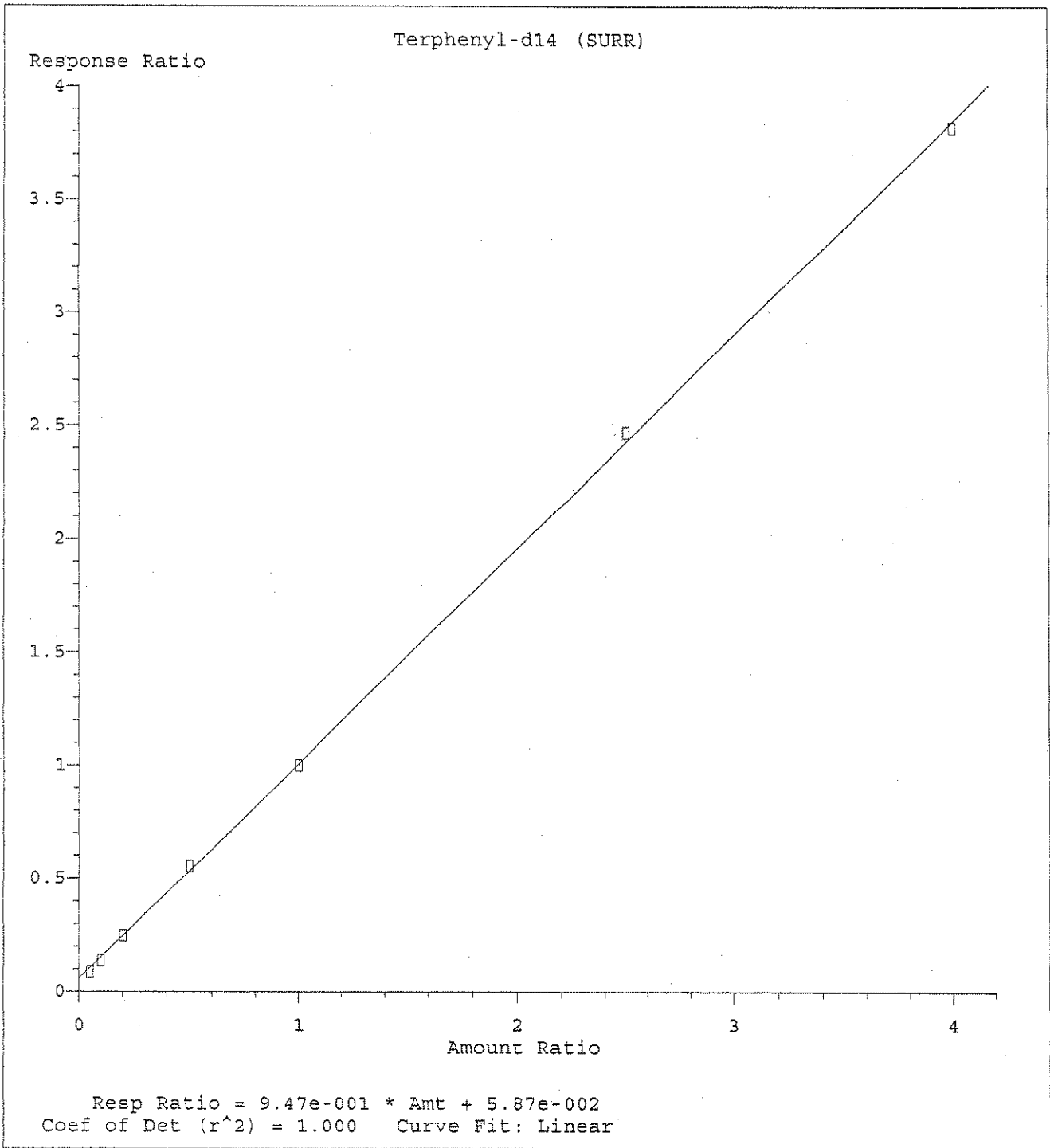


Resp Ratio = 1.12e-001 * Amt - 2.18e-002
Coef of Det (r²) = 0.994 Curve Fit: Linear

Method Name: C:\HPCHEM\1\METHODS\PAH2ED.M
Calibration Table Last Updated: Tue Jul 25 14:45:49 2006



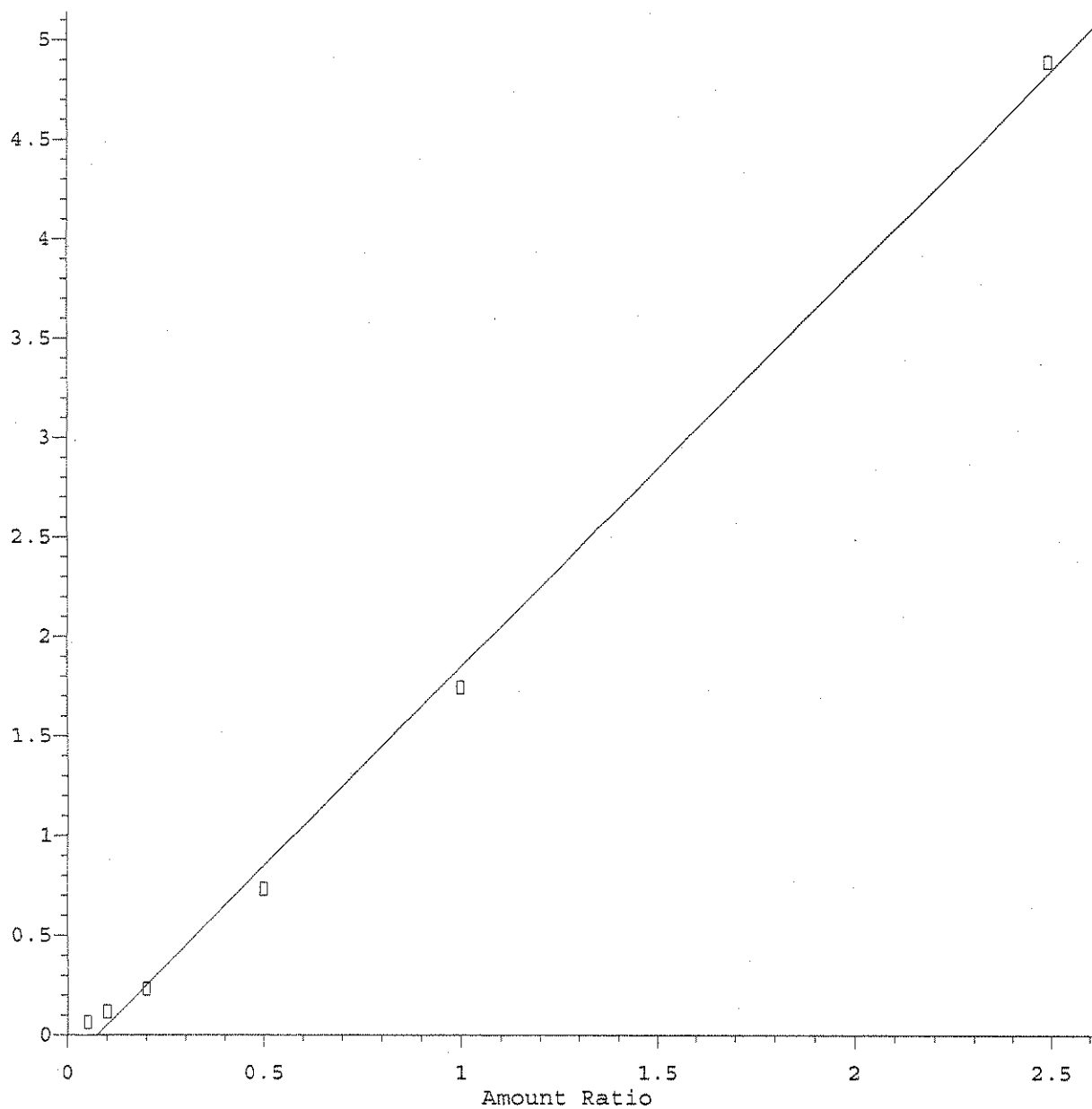
Method Name: C:\HPCHEM\1\METHODS\PAH2ED.M
Calibration Table Last Updated: Tue Jul 25 14:45:49 2006



Method Name: C:\HPCHEM\1\METHODS\PAH2ED.M
Calibration Table Last Updated: Tue Jul 25 14:45:49 2006

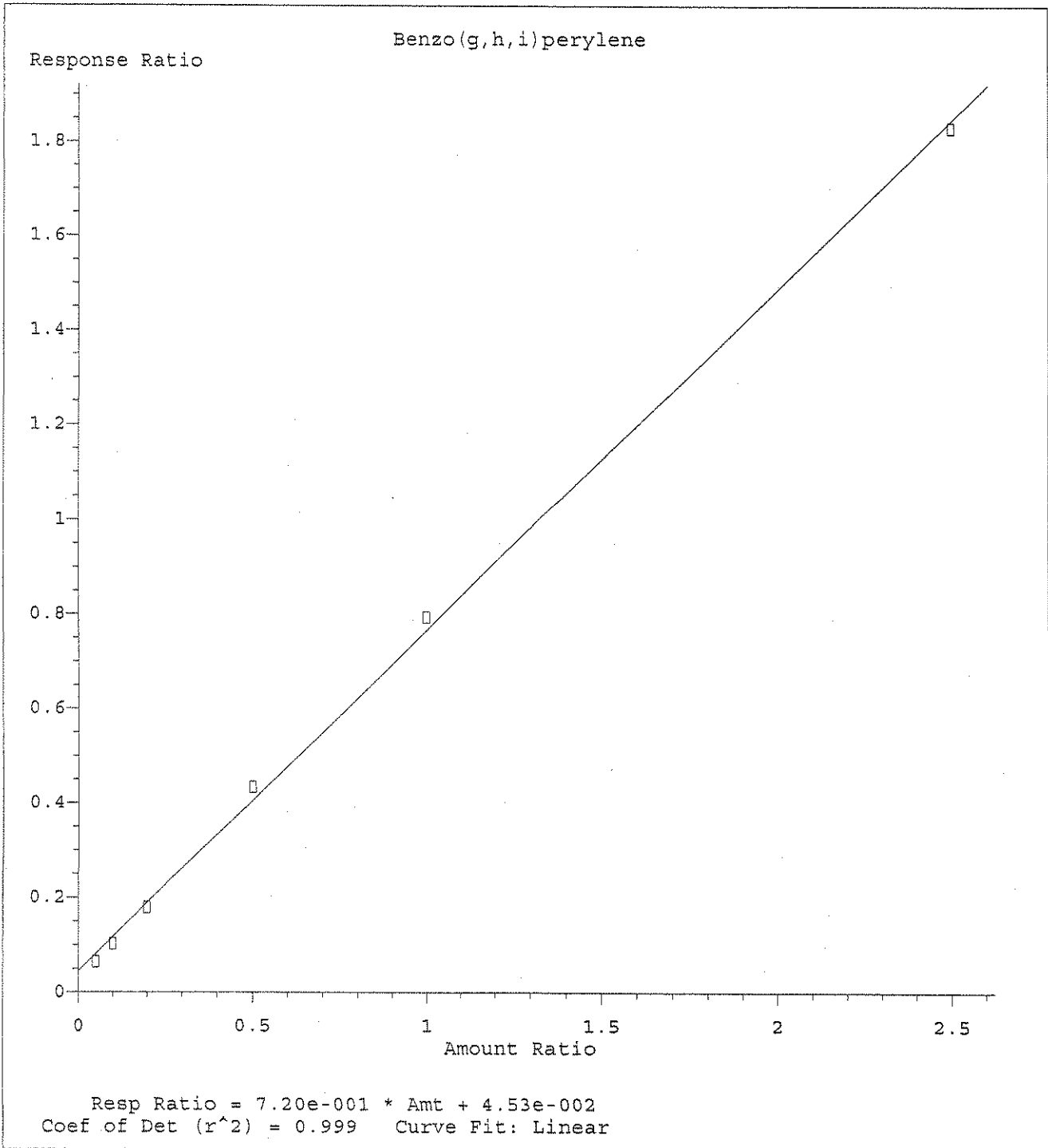
Benzo(b)fluoranthene

Response Ratio



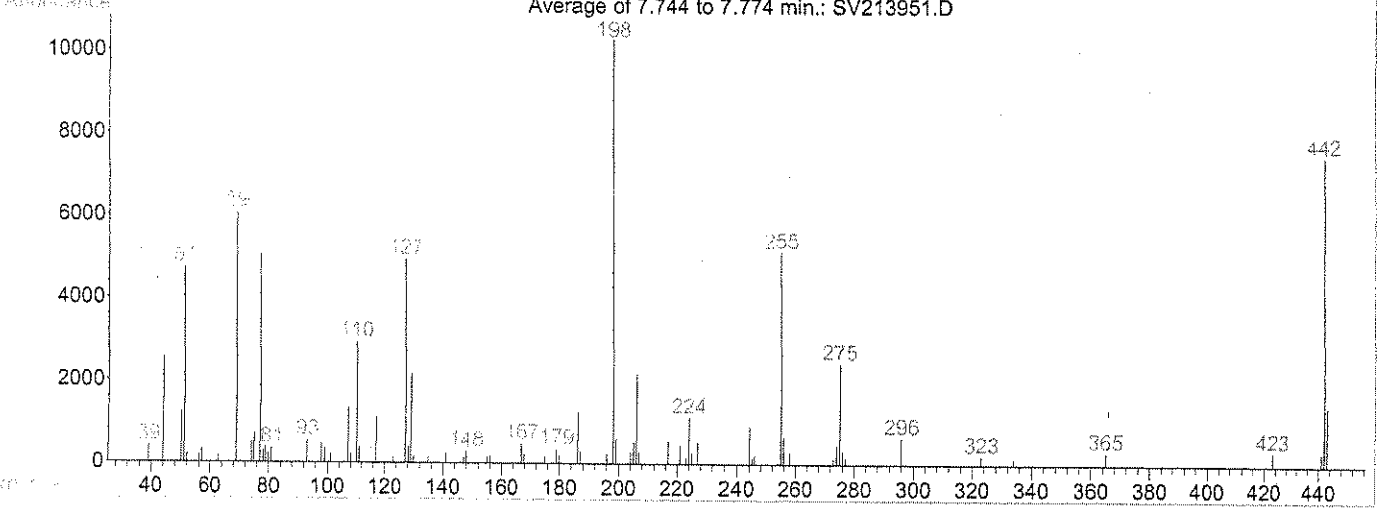
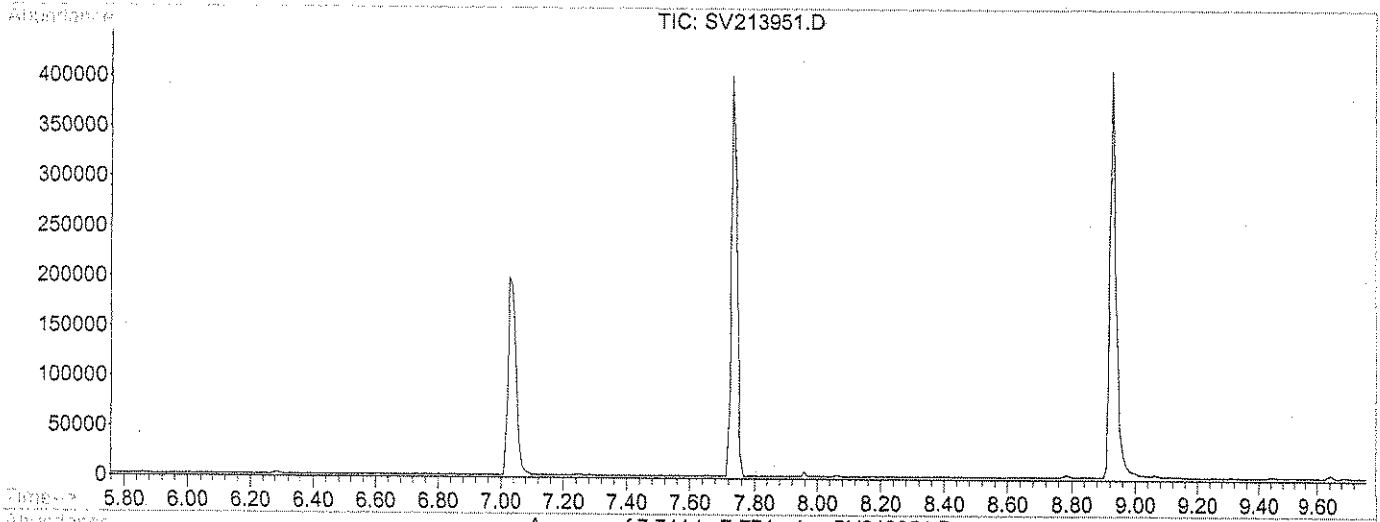
Resp Ratio = 1.99e+000 * Amt - 1.47e-001
Coef of Det (r^2) = 0.997 Curve Fit: Linear

Method Name: C:\HPCHEM\1\METHODS\PAH2ED.M
Calibration Table Last Updated: Tue Jul 25 14:45:49 2006



Method Name: C:\HPCHEM\1\METHODS\PAH2ED.M
Calibration Table Last Updated: Tue Jul 25 14:45:49 2006

Data File : Q:\SVOA\MS2_ME\ME0706\ME072506\SV213951.D Vial: 1
 Acq On : 25 Jul 2006 10:21 am Operator: VSC
 Sample : BPG0297-TUN1 Inst : GC/MS 2
 Misc : Multiplr: 1.00
 MS Integration Params: rteint.p
 Method : C:\HPCHEM\1\METHODS\SV2KF.M (RTE Integrator)
 Title : 8270 SOIL CAL(0604009) AQ CAL(0604010)



Spectrum Information: Average of 7.744 to 7.774 min.

Target Mass	Rel. to Mass	Lower Limit%	Upper Limit%	Rel. Abn%	Raw Abn	Result Pass/Fail
51	198	30	60	45.7	4716	PASS
68	69	0.00	2	0.0	0	PASS
69	198	0.00	100	58.9	6071	PASS
70	69	0.00	2	0.0	0	PASS
127	198	40	60	47.8	4928	PASS
197	198	0.00	1	0.0	0	PASS
198	198	100	100	100.0	10310	PASS
199	198	5	9	5.8	595	PASS
275	198	10	30	23.6	2432	PASS
365	198	1	100	2.9	296	PASS
441	443	0.01	100	21.0	297	PASS
442	198	40	100	72.6	7483	PASS
443	442	17	23	18.9	1411	PASS

Data File : Q:\SVOA\MS2_ME\ME0706\ME072506\SV213953.D Vial: 3
 Acq On : 25 Jul 2006 11:11 am Operator: VSC
 Sample : BPG0297-CAL1 Inst : GC/MS 2
 Misc : Multiplr: 1.00

MS Integration Params: rteint.p
 Quant Time: Jul 25 14:30 2006

Quant Results File: PAH2ED.RES

Quant Method : C:\HPCHEM\1\METHODS\PAH2ED.M (RTE Integrator)
 Title : LL PAH ELEMENT ID 0607035
 Last Update : Tue Jul 25 14:29:28 2006
 Response via : Initial Calibration
 DataAcq Meth : PAH2ED

Internal Standards	R.T.	QIon	Response	Conc	Units	Dev (Min)
1) 1,4-Dichlorobenzene-d4	3.32	152	16256	2.00	ng/uL	0.00
3) Naphthalene-d8	4.62	136	59859	2.00	ng/uL	0.00
8) Acenaphthene-d10	7.18	164	30560	2.00	ng/uL	0.00
13) Phenanthrene-d10	9.94	188	37424	2.00	ng/uL	0.00
19) Chrysene-d12	15.49	240	15921	2.00	ng/uL	0.00
24) Perylene-d12	18.31	264	6275	2.00	ng/uL	0.00

System Monitoring Compounds	R.T.	QIon	Response	Conc	Units	Dev (Min)
2) 1,2 Dichlorobenzene-d4 (SUR)	3.50	152	2168m	0.21	ng/uL	0.00
Spiked Amount	2.500		Recovery	=	8.40%	
4) Nitrobenzene-d5 (SURR)	3.88	82	1771m	0.12	ng/uL	0.00
Spiked Amount	2.500		Recovery	=	4.80%	
9) 2-Fluorobiphenyl (SURR)	6.09	172	2472	0.11	ng/uL	0.00
Spiked Amount	2.500		Recovery	=	4.40%	
14) 2,4,6-Tribromophenol (SURR)	8.64	330	167	0.07	ng/uL	0.00
Spiked Amount	3.750		Recovery	=	1.87%	
21) Terphenyl-d14 (SURR)	13.34	244	1406	0.17	ng/uL	0.01
Spiked Amount	2.500		Recovery	=	6.80%	

Target Compounds	R.T.	QIon	Response	Conc	Units	Qvalue
5) Naphthalene	4.64	128	4485	0.12	ng/uL#	97
6) 2-Methylnaphthalene	5.52	142	2405	0.11	ng/uL	96
7) 1-Methylnaphthalene	5.67	142	2565	0.12	ng/uL	99
10) Acenaphthylene	6.91	152	4128	0.12	ng/uL#	98
11) Acenaphthene	7.23	153	2759	0.12	ng/uL	99
12) Fluorene	8.14	166	2728	0.11	ng/uL#	64
15) Pentachlorophenol	9.75	266	73m	0.24	ng/uL	
16) Phenanthrene	9.98	178	3142	0.12	ng/uL#	100
17) Anthracene	10.08	178	3207	0.11	ng/uL#	97
18) Fluoranthene	12.44	202	2865	0.13	ng/uL	92
20) Pyrene	12.89	202	3035	0.17	ng/uL	97
22) Benzo(a)anthracene	15.45	228	1428	0.11	ng/uL	100
23) Chrysene	15.54	228	1975	0.14	ng/uL	97
25) Benzo(b)fluoranthene	17.63	252	411m	0.08	ng/uL	
26) Benzo(k)fluoranthene	17.66	252	1109m	0.17	ng/uL	
27) Benzo(a)pyrene	18.21	252	517	0.10	ng/uL	95
28) Indeno(1,2,3-cd)pyrene	20.16	276	405m	0.13	ng/uL	
29) Dibenzo(a,h)anthracene	20.19	278	307m	0.12	ng/uL	
30) Benzo(g,h,i)perylene	20.60	276	407	0.15	ng/uL#	95

(#) = qualifier out of range (m) = manual integration
 SV213953.D PAH2ED.M Tue Jul 25 14:49:23 2006

Quantitation Report

Data File : Q:\SVOA\MS2_ME\ME0706\ME072506\SV213953.D Vial: 3
Acq On : 25 Jul 2006 11:11 am Operator: VSC
Sample : BPG0297-CAL1 Inst : GC/MS 2
Misc : Multiplr: 1.00

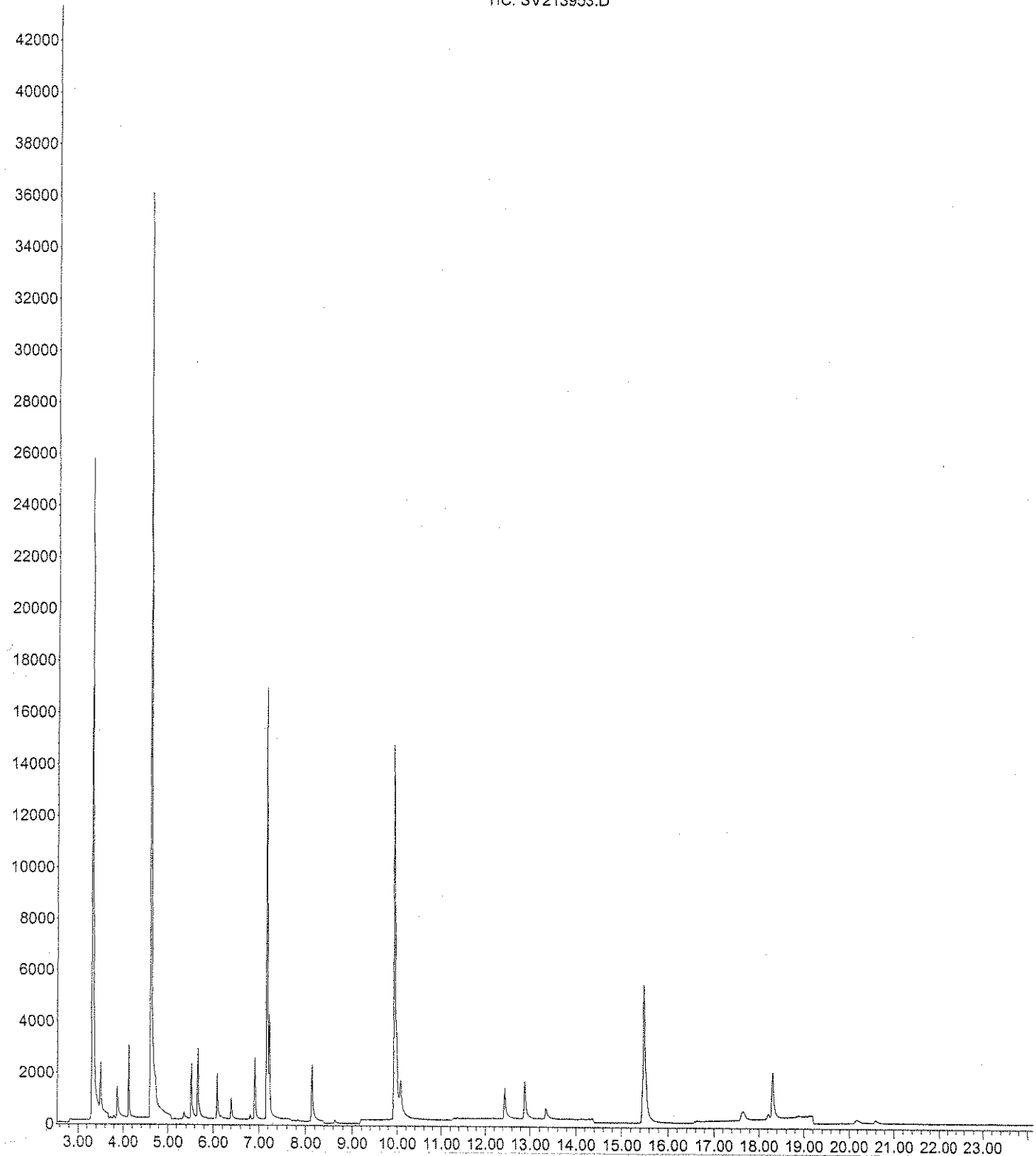
MS Integration Params: rteint.p

Quant Time: Jul 25 14:30 2006

Quant Results File: PAH2ED.RES

Method : C:\HPCHEM\1\METHODS\PAH2ED.M (RTE Integrator)
Title : LL PAH ELEMENT ID 0607035
Last Update : Tue Jul 25 14:45:49 2006
Response via : Initial Calibration

TIC: SV213953.D



Data File : Q:\SVOA\MS2_ME\ME0706\ME072506\SV213954.D Vial: 4
 Acq On : 25 Jul 2006 11:41 am Operator: VSC
 Sample : BPG0297-CAL2 Inst : GC/MS 2
 Misc : Multiplr: 1.00

MS Integration Params: rteint.p
 Quant Time: Jul 25 14:32 2006

Quant Results File: PAH2ED.RES

Quant Method : C:\HPCHEM\1\METHODS\PAH2ED.M (RTE Integrator)
 Title : LL PAH ELEMENT ID 0607035
 Last Update : Tue Jul 25 14:30:54 2006
 Response via : Initial Calibration
 DataAcq Meth : PAH2ED

Internal Standards	R.T.	QIon	Response	Conc	Units	Dev (Min)
1) 1,4-Dichlorobenzene-d4	3.32	152	15162	2.00	ng/uL	0.00
3) Naphthalene-d8	4.62	136	56018	2.00	ng/uL	0.00
8) Acenaphthene-d10	7.18	164	27773	2.00	ng/uL	0.00
13) Phenanthrene-d10	9.95	188	33521	2.00	ng/uL	0.00
19) Chrysene-d12	15.49	240	14045	2.00	ng/uL	0.00
24) Perylene-d12	18.31	264	4597m	2.00	ng/uL	0.00

System Monitoring Compounds

2) 1,2 Dichlorobenzene-d4 (SUR)	3.50	152	2886m	0.29	ng/uL	0.00
Spiked Amount	2.500		Recovery	=	11.60%	
4) Nitrobenzene-d5 (SURR)	3.87	82	3402	0.24	ng/uL	0.00
Spiked Amount	2.500		Recovery	=	9.60%	
9) 2-Fluorobiphenyl (SURR)	6.09	172	3880	0.19	ng/uL	0.00
Spiked Amount	2.500		Recovery	=	7.60%	
14) 2,4,6-Tribromophenol (SURR)	8.64	330	289	0.15	ng/uL	0.00
Spiked Amount	3.750		Recovery	=	4.00%	
21) Terphenyl-d14 (SURR)	13.35	244	1945	0.25	ng/uL	0.00
Spiked Amount	2.500		Recovery	=	10.00%	

Target Compounds

						Qvalue
5) Naphthalene	4.64	128	6996	0.20	ng/uL#	98
6) 2-Methylnaphthalene	5.52	142	3856	0.19	ng/uL	97
7) 1-Methylnaphthalene	5.67	142	4254	0.21	ng/uL	93
10) Acenaphthylene	6.91	152	6565	0.21	ng/uL#	98
11) Acenaphthene	7.23	153	4247	0.21	ng/uL	98
12) Fluorene	8.14	166	4192m	0.19	ng/uL	
15) Pentachlorophenol	9.74	266	94	0.27	ng/uL#	100
16) Phenanthrene	9.99	178	4615	0.20	ng/uL#	99
17) Anthracene	10.08	178	4955	0.20	ng/uL#	99
18) Fluoranthene	12.44	202	4179	0.21	ng/uL	95
20) Pyrene	12.91	202	4429	0.26	ng/uL	99
22) Benzo(a)anthracene	15.46	228	2080	0.18	ng/uL	99
23) Chrysene	15.54	228	2960	0.23	ng/uL	96
25) Benzo(b)fluoranthene	17.63	252	544	0.16	ng/uL#	71
26) Benzo(k)fluoranthene	17.66	252	1367m	0.27	ng/uL	
27) Benzo(a)pyrene	18.21	252	766	0.21	ng/uL	98
28) Indeno(1,2,3-cd)pyrene	20.15	276	538	0.23	ng/uL#	52
29) Dibenzo(a,h)anthracene	20.18	278	409m	0.22	ng/uL	
30) Benzo(g,h,i)perylene	20.61	276	471m	0.24	ng/uL	

(#) = qualifier out of range (m) = manual integration

Quantitation Report

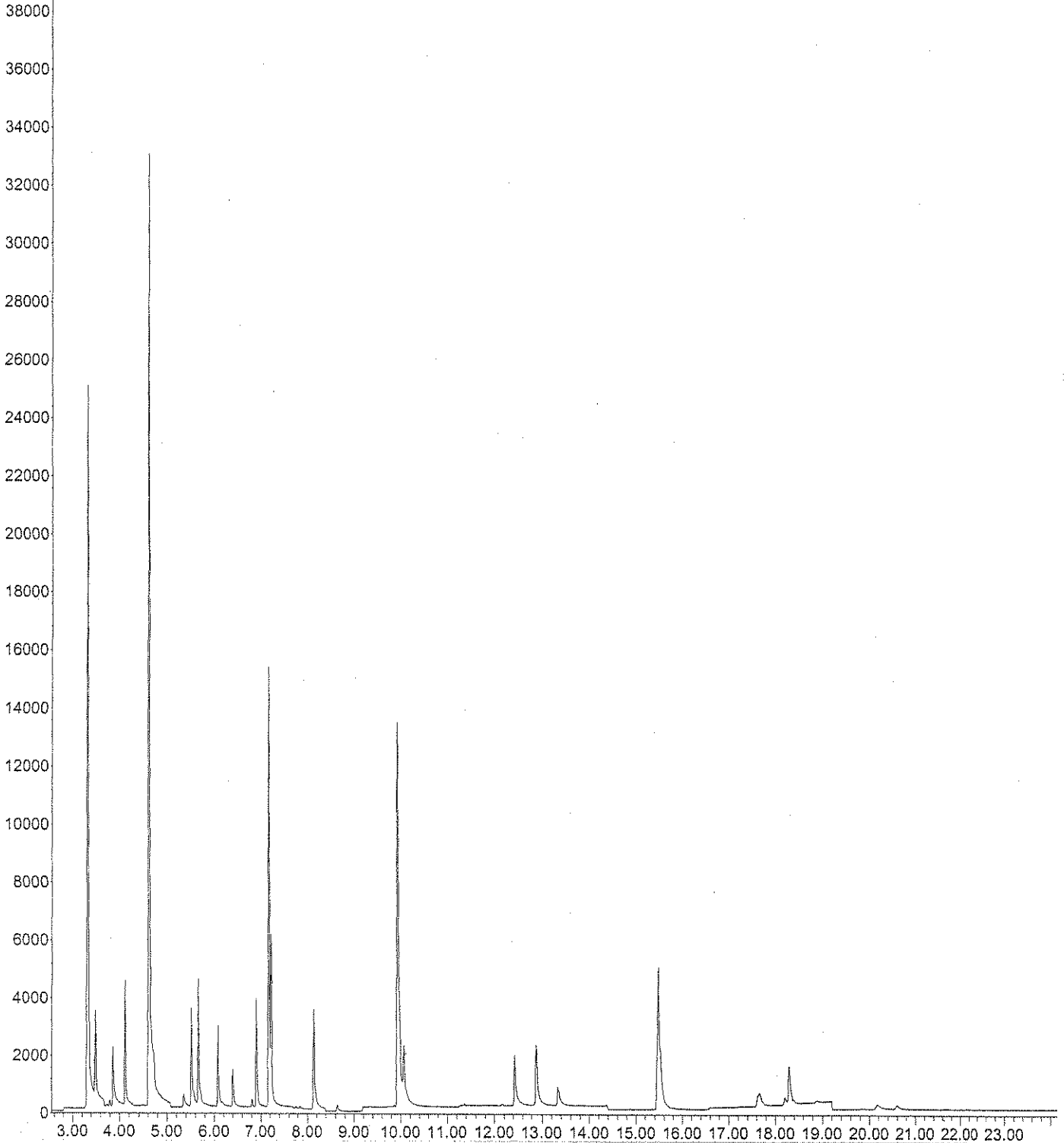
Data File : Q:\SVOA\MS2_ME\ME0706\ME072506\SV213954.D Vial: 4
Acq On : 25 Jul 2006 11:41 am Operator: VSC
Sample : BPG0297-CAL2 Inst : GC/MS 2
Misc : Multiplr: 1.00

MS Integration Params: rteint.p
Quant Time: Jul 25 14:32 2006

Quant Results File: PAH2ED.RES

Method : C:\HPCHEM\1\METHODS\PAH2ED.M (RTE Integrator)
Title : LL PAH ELEMENT ID 0607035
Last Update : Tue Jul 25 14:45:49 2006
Response via : Initial Calibration

TIC: SV213954.D



Data File : Q:\SVOA\MS2_ME\ME0706\ME072506\SV213955.D Vial: 5
 Acq On : 25 Jul 2006 12:11 pm Operator: VSC
 Sample : BPG0297-CAL3 Inst : GC/MS 2
 Misc : Multiplr: 1.00

MS Integration Params: rteint.p

Quant Time: Jul 25 14:33 2006

Quant Results File: PAH2ED.RES

Quant Method : C:\HPCHEM\1\METHODS\PAH2ED.M (RTE Integrator)

Title : LL PAH ELEMENT ID 0607035

Last Update : Tue Jul 25 14:32:11 2006

Response via : Initial Calibration

DataAcq Meth : PAH2ED

Internal Standards	R.T.	QIon	Response	Conc	Units	Dev (Min)
1) 1,4-Dichlorobenzene-d4	3.32	152	13848	2.00	ng/uL	0.00
3) Naphthalene-d8	4.62	136	52402	2.00	ng/uL	0.00
8) Acenaphthene-d10	7.18	164	26637	2.00	ng/uL	0.00
13) Phenanthrene-d10	9.94	188	30735	2.00	ng/uL	0.00
19) Chrysene-d12	15.49	240	15106	2.00	ng/uL	0.00
24) Perylene-d12	18.31	264	4944	2.00	ng/uL	0.00

System Monitoring Compounds

2) 1,2 Dichlorobenzene-d4 (SUR)	3.50	152	3990m	0.40	ng/uL	0.00
Spiked Amount	2.500		Recovery	=	16.00%	
4) Nitrobenzene-d5 (SURR)	3.88	82	5456	0.40	ng/uL	0.00
Spiked Amount	2.500		Recovery	=	16.00%	
9) 2-Fluorobiphenyl (SURR)	6.09	172	7473	0.39	ng/uL	0.00
Spiked Amount	2.500		Recovery	=	15.60%	
14) 2,4,6-Tribromophenol (SURR)	8.64	330	590	0.35	ng/uL	0.00
Spiked Amount	3.750		Recovery	=	9.33%	
21) Terphenyl-d14 (SURR)	13.34	244	3751	0.43	ng/uL	0.00
Spiked Amount	2.500		Recovery	=	17.20%	

Target Compounds

						Qvalue
5) Naphthalene	4.64	128	11773	0.37	ng/uL#	97
6) 2-Methylnaphthalene	5.52	142	6791	0.37	ng/uL	97
7) 1-Methylnaphthalene	5.68	142	7348	0.38	ng/uL	94
10) Acenaphthylene	6.92	152	11049	0.36	ng/uL#	100
11) Acenaphthene	7.23	153	7273	0.38	ng/uL	99
12) Fluorene	8.14	166	7390m	0.36	ng/uL	
15) Pentachlorophenol	9.74	266	227	0.61	ng/uL#	100
16) Phenanthrene	9.99	178	8382	0.40	ng/uL#	100
17) Anthracene	10.08	178	9025	0.41	ng/uL#	97
18) Fluoranthene	12.44	202	7752	0.43	ng/uL	96
20) Pyrene	12.90	202	8183	0.43	ng/uL	99
22) Benzo(a)anthracene	15.45	228	4072	0.34	ng/uL	100
23) Chrysene	15.54	228	5506	0.40	ng/uL	95
25) Benzo(b)fluoranthene	17.63	252	1145	0.32	ng/uL#	51
26) Benzo(k)fluoranthene	17.67	252	2908m	0.51	ng/uL	
27) Benzo(a)pyrene	18.21	252	1465	0.37	ng/uL	94
28) Indeno(1,2,3-cd)pyrene	20.15	276	984m	0.37	ng/uL	
29) Dibenzo(a,h)anthracene	20.18	278	697m	0.34	ng/uL	
30) Benzo(g,h,i)perylene	20.60	276	886	0.39	ng/uL#	98

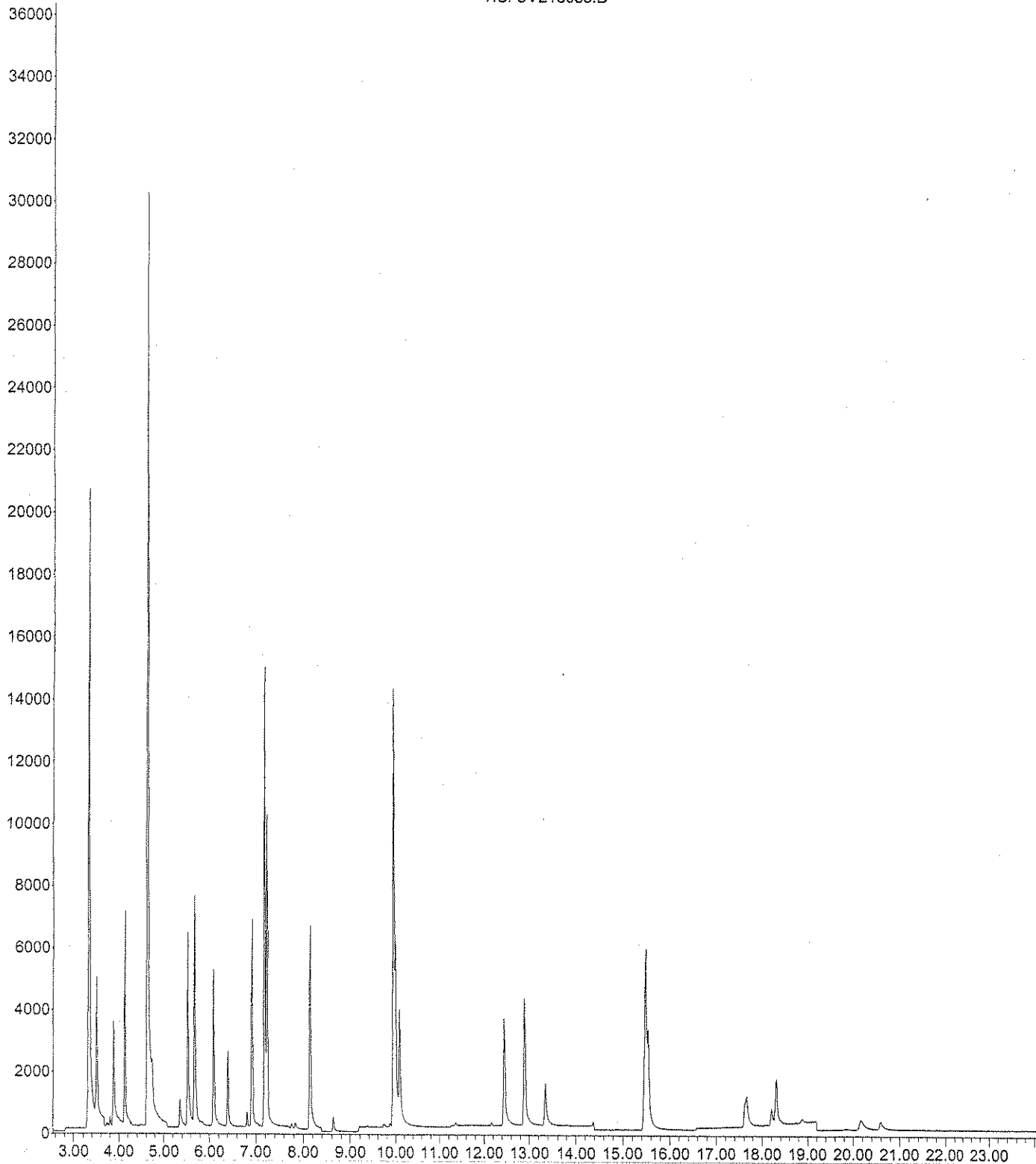
(#) = qualifier out of range (m) = manual integration

Quantitation Report

Data File : Q:\SVOA\MS2_ME\ME0706\ME072506\SV213955.D Vial: 5
Acq On : 25 Jul 2006 12:11 pm Operator: VSC
Sample : BPG0297-CAL3 Inst : GC/MS 2
Misc : Multiplr: 1.00
MS Integration Params: rteint.p
Quant Time: Jul 25 14:33 2006 Quant Results File: PAH2ED.RES

Method : C:\HPCHEM\1\METHODS\PAH2ED.M (RTE Integrator)
Title : LL PAH ELEMENT ID 0607035
Last Update : Tue Jul 25 14:45:49 2006
Response via : Initial Calibration

TIC: SV213955.D



Data File : Q:\SVOA\MS2_ME\ME0706\ME072506\SV213952.D Vial: 2
 Acq On : 25 Jul 2006 10:40 am Operator: VSC
 Sample : BPG0297-CAL4 Inst : GC/MS 2
 Misc : Multiplr: 1.00

MS Integration Params: rteint.p
 Quant Time: Jul 25 14:34 2006

Quant Results File: PAH2ED.RES

Quant Method : C:\HPCHEM\1\METHODS\PAH2ED.M (RTE Integrator)
 Title : LL PAH ELEMENT ID 0607035
 Last Update : Tue Jul 25 14:33:25 2006
 Response via : Initial Calibration
 DataAcq Meth : PAH2ED

Internal Standards	R.T.	QIon	Response	Conc	Units	Dev (Min)
1) 1,4-Dichlorobenzene-d4	3.32	152	15430	2.00	ng/uL	0.00
3) Naphthalene-d8	4.62	136	57001	2.00	ng/uL	0.00
8) Acenaphthene-d10	7.18	164	29195	2.00	ng/uL	0.00
13) Phenanthrene-d10	9.94	188	35829	2.00	ng/uL	0.00
19) Chrysene-d12	15.48	240	18158	2.00	ng/uL	0.00
24) Perylene-d12	18.30	264	7168	2.00	ng/uL	0.00

System Monitoring Compounds

2) 1,2 Dichlorobenzene-d4 (SUR)	3.50	152	8900m	0.79	ng/uL	0.00
Spiked Amount	2.500		Recovery	=	31.60%	
4) Nitrobenzene-d5 (SURR)	3.87	82	15227	1.03	ng/uL	0.00
Spiked Amount	2.500		Recovery	=	41.20%	
9) 2-Fluorobiphenyl (SURR)	6.09	172	20911	0.99	ng/uL	0.00
Spiked Amount	2.500		Recovery	=	39.60%	
14) 2,4,6-Tribromophenol (SURR)	8.63	330	1869	0.97	ng/uL	0.00
Spiked Amount	3.750		Recovery	=	25.87%	
21) Terphenyl-d14 (SURR)	13.33	244	10061	0.93	ng/uL	-0.01
Spiked Amount	2.500		Recovery	=	37.20%	

Target Compounds

	R.T.	QIon	Response	Conc	Units	Qvalue
5) Naphthalene	4.64	128	32973	0.96	ng/uL#	96
6) 2-Methylnaphthalene	5.52	142	19620	0.98	ng/uL	98
7) 1-Methylnaphthalene	5.67	142	20392	0.98	ng/uL	93
10) Acenaphthylene	6.91	152	31091	0.94	ng/uL#	100
11) Acenaphthene	7.23	153	20218	0.96	ng/uL	99
12) Fluorene	8.14	166	21155	0.94	ng/uL	94
15) Pentachlorophenol	9.73	266	1168	2.32	ng/uL#	100
16) Phenanthrene	9.98	178	24216	0.99	ng/uL#	100
17) Anthracene	10.08	178	24887	0.98	ng/uL#	95
18) Fluoranthene	12.44	202	21436	1.00	ng/uL	92
20) Pyrene	12.89	202	22992	0.97	ng/uL	97
22) Benzo(a)anthracene	15.45	228	13682	0.95	ng/uL	99
23) Chrysene	15.53	228	15762	0.94	ng/uL	94
25) Benzo(b)fluoranthene	17.61	252	5253	1.03	ng/uL	93
26) Benzo(k)fluoranthene	17.65	252	10472m	1.20	ng/uL	
27) Benzo(a)pyrene	18.20	252	5576	0.98	ng/uL	96
28) Indeno(1,2,3-cd)pyrene	20.14	276	3414	0.87	ng/uL#	94
29) Dibenzo(a,h)anthracene	20.16	278	2694	0.90	ng/uL#	95
30) Benzo(g,h,i)perylene	20.59	276	3109	0.93	ng/uL#	93

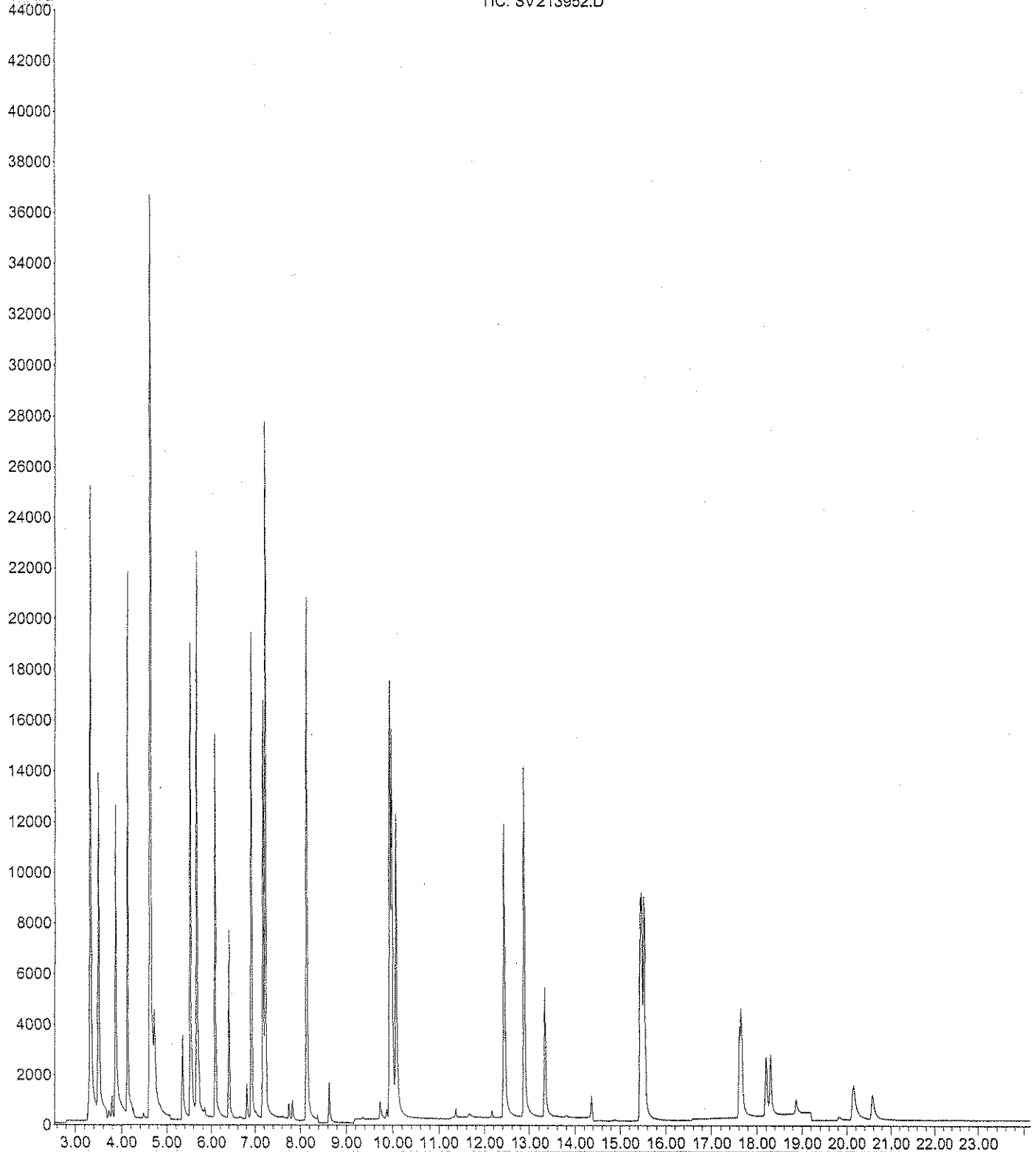
(#) = qualifier out of range (m) = manual integration
 SV213952.D PAH2ED.M Tue Jul 25 14:50:01 2006

Quantitation Report

Data File : Q:\SVOA\MS2_ME\ME0706\ME072506\SV213952.D Vial: 2
Acq On : 25 Jul 2006 10:40 am Operator: VSC
Sample : BPG0297-CAL4 Inst : GC/MS 2
Misc : Multiplr: 1.00
MS Integration Params: rteint.p
Quant Time: Jul 25 14:34 2006 Quant Results File: PAH2ED.RES

Method : C:\HPCHEM\1\METHODS\PAH2ED.M (RTE Integrator)
Title : LL PAH ELEMENT ID 0607035
Last Update : Tue Jul 25 14:45:49 2006
Response via : Initial Calibration

TIC: SV213952.D



Data File : Q:\SVOA\MS2_ME\ME0706\ME072506\SV213956.D Vial: 6
 Acq On : 25 Jul 2006 12:42 pm Operator: VSC
 Sample : BPG0297-CAL5 Inst : GC/MS 2
 Misc : Multiplr: 1.00
 MS Integration Params: rteint.p
 Quant Time: Jul 25 14:36 2006 Quant Results File: PAH2ED.RES

Quant Method : C:\HPCHEM\1\METHODS\PAH2ED.M (RTE Integrator)
 Title : LL PAH ELEMENT ID 0607035
 Last Update : Tue Jul 25 14:34:50 2006
 Response via : Initial Calibration
 DataAcq Meth : PAH2ED

Internal Standards	R.T.	QIon	Response	Conc	Units	Dev(Min)
1) 1,4-Dichlorobenzene-d4	3.32	152	17793	2.00	ng/uL	0.00
3) Naphthalene-d8	4.62	136	69575	2.00	ng/uL	0.00
8) Acenaphthene-d10	7.18	164	36195	2.00	ng/uL	0.00
13) Phenanthrene-d10	9.94	188	47438	2.00	ng/uL	0.00
19) Chrysene-d12	15.48	240	26617	2.00	ng/uL	0.00
24) Perylene-d12	18.31	264	11820	2.00	ng/uL	0.00

System Monitoring Compounds

2) 1,2 Dichlorobenzene-d4 (SUR)	3.50	152	18727m	1.44	ng/uL	0.00
Spiked Amount	2.500		Recovery	=	57.60%	
4) Nitrobenzene-d5 (SURR)	3.87	82	34428	1.88	ng/uL	0.00
Spiked Amount	2.500		Recovery	=	75.20%	
9) 2-Fluorobiphenyl (SURR)	6.09	172	49335	1.89	ng/uL	0.00
Spiked Amount	2.500		Recovery	=	75.60%	
14) 2,4,6-Tribromophenol (SURR)	8.63	330	4960	1.95	ng/uL	0.00
Spiked Amount	3.750		Recovery	=	52.00%	
21) Terphenyl-d14 (SURR)	13.33	244	26636	1.67	ng/uL	0.00
Spiked Amount	2.500		Recovery	=	66.80%	

Target Compounds

						Qvalue
5) Naphthalene	4.64	128	75250	1.80	ng/uL#	96
6) 2-Methylnaphthalene	5.53	142	43830	1.80	ng/uL	94
7) 1-Methylnaphthalene	5.67	142	47275	1.86	ng/uL	93
10) Acenaphthylene	6.91	152	75475	1.85	ng/uL#	100
11) Acenaphthene	7.23	153	47936	1.83	ng/uL	98
12) Fluorene	8.14	166	52181	1.89	ng/uL	98
15) Pentachlorophenol	9.73	266	3496	4.22	ng/uL#	100
16) Phenanthrene	9.99	178	62086	1.90	ng/uL#	100
17) Anthracene	10.08	178	64116	1.88	ng/uL#	96
18) Fluoranthene	12.44	202	56594	1.96	ng/uL	94
20) Pyrene	12.89	202	60677	1.71	ng/uL	99
22) Benzo(a)anthracene	15.45	228	40201	1.93	ng/uL	99
23) Chrysene	15.54	228	43404	1.75	ng/uL	93
25) Benzo(b)fluoranthene	17.61	252	20628	2.47	ng/uL	93
26) Benzo(k)fluoranthene	17.65	252	30689m	2.02	ng/uL	
27) Benzo(a)pyrene	18.20	252	18159	1.93	ng/uL	97
28) Indeno(1,2,3-cd)pyrene	20.14	276	11217	1.74	ng/uL#	95
29) Dibenzo(a,h)anthracene	20.16	278	8337	1.70	ng/uL#	91
30) Benzo(g,h,i)perylene	20.59	276	9384	1.68	ng/uL#	94

(#) = qualifier out of range (m) = manual integration

SV213956.D PAH2ED.M Tue Jul 25 14:50:12 2006

Quantitation Report

Data File : Q:\SVOA\MS2_ME\ME0706\ME072506\SV213956.D Vial: 6
Acq On : 25 Jul 2006 12:42 pm Operator: VSC
Sample : BPG0297-CAL5 Inst : GC/MS 2
Misc : Multiplr: 1.00

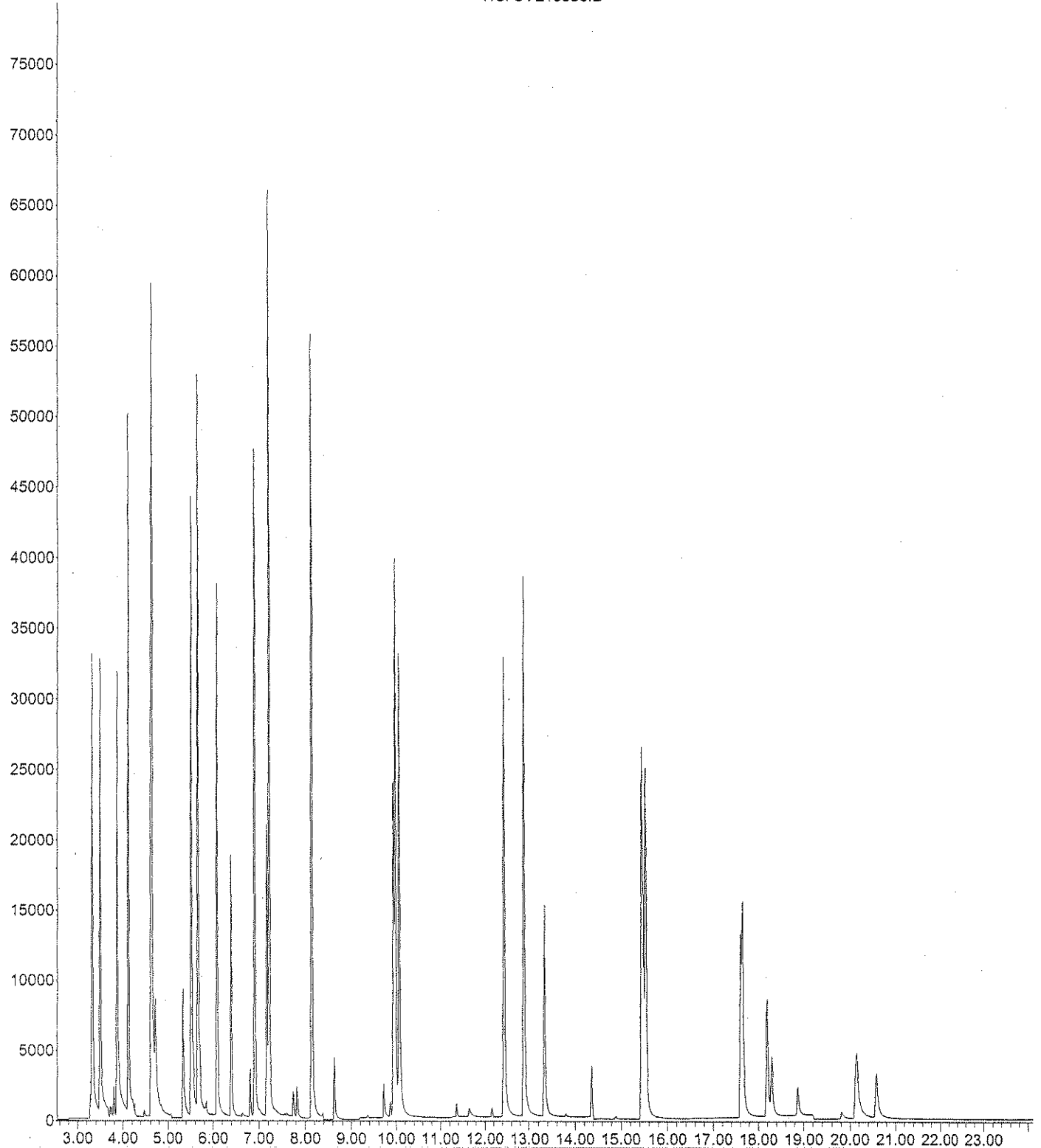
MS Integration Params: rteint.p

Quant Time: Jul 25 14:36 2006

Quant Results File: PAH2ED.RES

Method : C:\HPCHEM\1\METHODS\PAH2ED.M (RTE Integrator)
Title : LL PAH ELEMENT ID 0607035
Last Update : Tue Jul 25 14:45:49 2006
Response via : Initial Calibration

TIC: SV213956.D



Data File : Q:\SVOA\MS2_ME\ME0706\ME072506\SV213957.D Vial: 7
 Acq On : 25 Jul 2006 1:12 pm Operator: VSC
 Sample : BPG0297-CAL6 Inst : GC/MS 2
 Misc : Multiplr: 1.00
 MS Integration Params: rteint.p
 Quant Time: Jul 25 14:37 2006 Quant Results File: PAH2ED.RES

Quant Method : C:\HPCHEM\1\METHODS\PAH2ED.M (RTE Integrator)
 Title : LL PAH ELEMENT ID 0607035
 Last Update : Tue Jul 25 14:36:14 2006
 Response via : Initial Calibration
 DataAcq Meth : PAH2ED

Internal Standards	R.T.	QIon	Response	Conc	Units	Dev(Min)
1) 1,4-Dichlorobenzene-d4	3.32	152	17058	2.00	ng/uL	0.00
3) Naphthalene-d8	4.62	136	66418	2.00	ng/uL	0.00
8) Acenaphthene-d10	7.18	164	32755	2.00	ng/uL	0.00
13) Phenanthrene-d10	9.95	188	43894	2.00	ng/uL	0.00
19) Chrysene-d12	15.48	240	24139	2.00	ng/uL	0.00
24) Perylene-d12	18.30	264	12454	2.00	ng/uL	0.00

System Monitoring Compounds

2) 1,2 Dichlorobenzene-d4 (SUR)	3.50	152	42273m	3.38	ng/uL	0.00
Spiked Amount	2.500		Recovery	=	135.20%	
4) Nitrobenzene-d5 (SURR)	3.87	82	83165	4.73	ng/uL	0.00
Spiked Amount	2.500		Recovery	=	189.20%	
9) 2-Fluorobiphenyl (SURR)	6.09	172	113167	4.82	ng/uL	0.00
Spiked Amount	2.500		Recovery	=	192.80%	
14) 2,4,6-Tribromophenol (SURR)	8.63	330	12240	5.30	ng/uL	0.00
Spiked Amount	3.750		Recovery	=	141.33%	
21) Terphenyl-d14 (SURR)	13.33	244	59624	4.06	ng/uL	0.00
Spiked Amount	2.500		Recovery	=	162.40%	

Target Compounds

						Qvalue
5) Naphthalene	4.64	128	178021	4.48	ng/uL#	96
6) 2-Methylnaphthalene	5.52	142	109784	4.77	ng/uL	97
7) 1-Methylnaphthalene	5.67	142	109493	4.52	ng/uL	93
10) Acenaphthylene	6.91	152	175655	4.78	ng/uL#	100
11) Acenaphthene	7.23	153	110054	4.65	ng/uL	98
12) Fluorene	8.14	166	121986	4.91	ng/uL	97
15) Pentachlorophenol	9.73	266	10719	11.32	ng/uL#	100
16) Phenanthrene	9.99	178	144930	4.78	ng/uL#	99
17) Anthracene	10.08	178	147378	4.67	ng/uL#	95
18) Fluoranthene	12.44	202	133084	4.95	ng/uL	93
20) Pyrene	12.89	202	141438	4.31	ng/uL	97
22) Benzo(a)anthracene	15.45	228	95415	5.07	ng/uL	99
23) Chrysene	15.53	228	97958	4.37	ng/uL	93
25) Benzo(b)fluoranthene	17.61	252	60984	6.77	ng/uL	93
26) Benzo(k)fluoranthene	17.65	252	82873m	5.00	ng/uL	
27) Benzo(a)pyrene	18.20	252	51090	5.16	ng/uL	96
28) Indeno(1,2,3-cd)pyrene	20.13	276	26515	3.93	ng/uL#	92
29) Dibenzo(a,h)anthracene	20.16	278	20665	4.03	ng/uL#	91
30) Benzo(g,h,i)perylene	20.59	276	22800m	3.86	ng/uL	

(#) = qualifier out of range (m) = manual integration

Quantitation Report

Data File : Q:\SVOA\MS2_ME\ME0706\ME072506\SV213957.D Vial: 7
Acq On : 25 Jul 2006 1:12 pm Operator: VSC
Sample : BPG0297-CAL6 Inst : GC/MS 2
Misc : Multiplr: 1.00

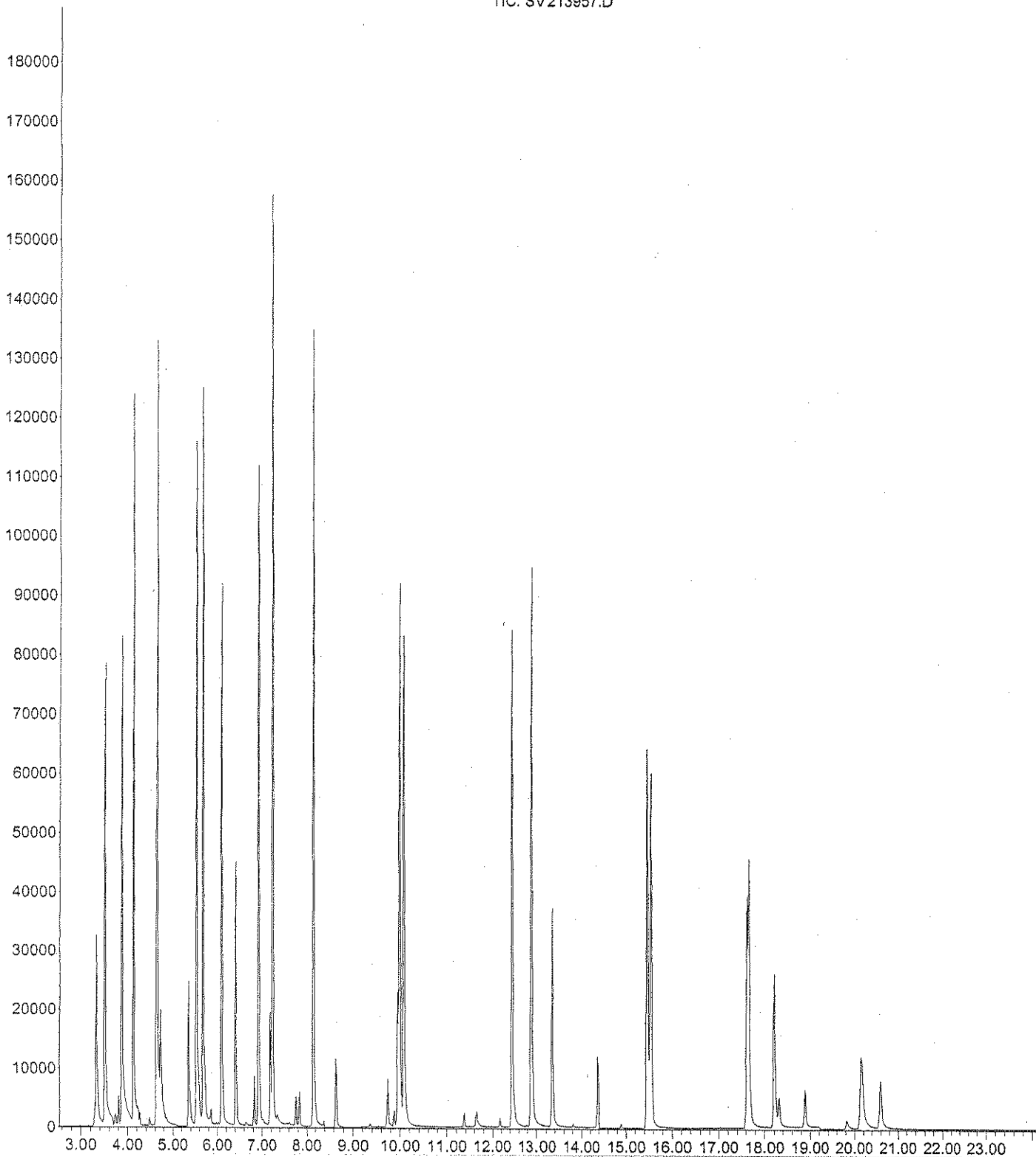
MS Integration Params: rteint.p

Quant Time: Jul 25 14:37 2006

Quant Results File: PAH2ED.RES

Method : C:\HPCHEM\1\METHODS\PAH2ED.M (RTE Integrator)
Title : LL PAH ELEMENT ID 0607035
Last Update : Tue Jul 25 14:45:49 2006
Response via : Initial Calibration

TIC: SV213957.D



Data File : Q:\SVOA\MS2_ME\ME0706\ME072506\SV213958.D Vial: 8
 Acq On : 25 Jul 2006 1:43 pm Operator: VSC
 Sample : BPG0297-CAL7 Inst : GC/MS 2
 Misc : Multiplr: 1.00

MS Integration Params: rteint.p

Quant Time: Jul 25 14:38 2006

Quant Results File: PAH2ED.RES

Quant Method : C:\HPCHEM\1\METHODS\PAH2ED.M (RTE Integrator)
 Title : LL PAH ELEMENT ID 0607035
 Last Update : Tue Jul 25 14:37:20 2006
 Response via : Initial Calibration
 DataAcq Meth : PAH2ED

Internal Standards	R.T.	QIon	Response	Conc	Units	Dev(Min)
1) 1,4-Dichlorobenzene-d4	3.32	152	16184	2.00	ng/uL	0.00
3) Naphthalene-d8	4.62	136	60718	2.00	ng/uL	0.00
8) Acenaphthene-d10	7.18	164	30702	2.00	ng/uL	0.00
13) Phenanthrene-d10	9.94	188	43653	2.00	ng/uL	0.00
19) Chrysene-d12	15.48	240	25596	2.00	ng/uL	0.00
24) Perylene-d12	18.31	264	15241	2.00	ng/uL	0.00

System Monitoring Compounds

2) 1,2 Dichlorobenzene-d4 (SUR)	3.50	152	61898m	5.24	ng/uL	0.00
Spiked Amount	2.500		Recovery	=	209.60%	
4) Nitrobenzene-d5 (SURR)	3.87	82	123855	7.67	ng/uL	0.00
Spiked Amount	2.500		Recovery	=	306.80%	
9) 2-Fluorobiphenyl (SURR)	6.09	172	168280	7.68	ng/uL	0.00
Spiked Amount	2.500		Recovery	=	307.20%	
14) 2,4,6-Tribromophenol (SURR)	8.64	330	19469	8.61	ng/uL	0.00
Spiked Amount	3.750		Recovery	=	229.60%	
21) Terphenyl-d14 (SURR)	13.33	244	97736	6.30	ng/uL	0.00
Spiked Amount	2.500		Recovery	=	252.00%	

Target Compounds

Target Compounds	R.T.	QIon	Response	Conc	Units	Qvalue
5) Naphthalene	4.64	128	265506	7.37	ng/uL#	96
6) 2-Methylnaphthalene	5.52	142	163381	7.82	ng/uL	97
7) 1-Methylnaphthalene	5.67	142	161960	7.37	ng/uL	91
10) Acenaphthylene	6.92	152	263196	7.65	ng/uL#	100
11) Acenaphthene	7.23	153	163484	7.38	ng/uL	98
12) Fluorene	8.14	166	184718	7.95	ng/uL	98
15) Pentachlorophenol	9.73	266	19210	15.51	ng/uL#	100
16) Phenanthrene	9.99	178	230689	7.64	ng/uL#	99
17) Anthracene	10.08	178	233282	7.43	ng/uL#	94
18) Fluoranthene	12.44	202	219516	8.07	ng/uL	92
20) Pyrene	12.89	202	236029	6.77	ng/uL	98
22) Benzo(a)anthracene	15.45	228	165369	8.32	ng/uL	99
23) Chrysene	15.54	228	163299	6.87	ng/uL	93
25) Benzo(b)fluoranthene	17.61	252	124113	10.92	ng/uL	93
26) Benzo(k)fluoranthene	17.65	252	152162m	7.17	ng/uL	
27) Benzo(a)pyrene	18.20	252	103036	8.48	ng/uL	96
28) Indeno(1,2,3-cd)pyrene	20.13	276	44627	5.58	ng/uL#	91
29) Dibenzo(a,h)anthracene	20.16	278	34530	5.69	ng/uL#	90
30) Benzo(g,h,i)perylene	20.59	276	35498	5.01	ng/uL#	92

(#) = qualifier out of range (m) = manual integration

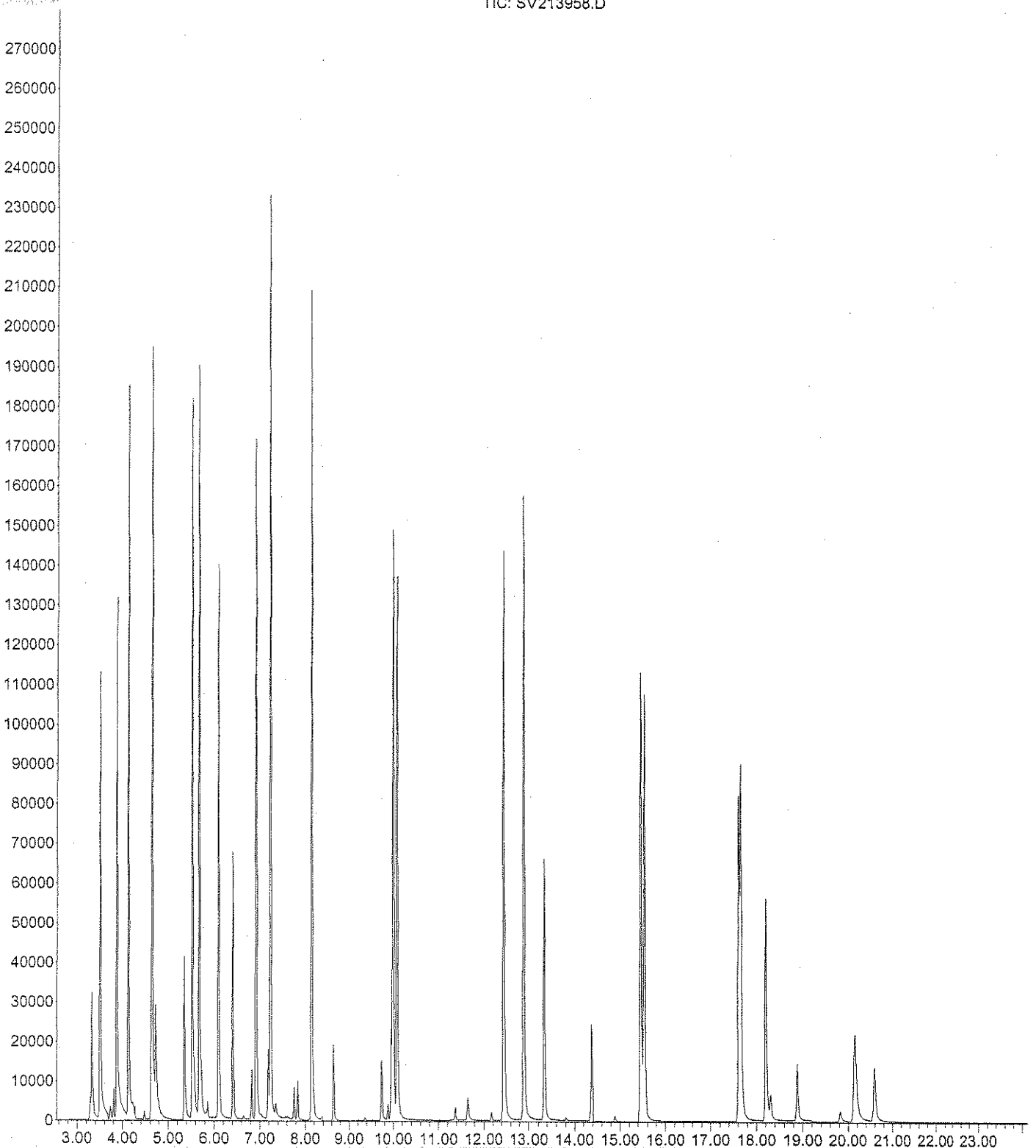
SV213958.D PAH2ED.M Tue Jul 25 14:50:33 2006

Quantitation Report

Data File : Q:\SVOA\MS2_ME\ME0706\ME072506\SV213958.D Vial: 8
Acq On : 25 Jul 2006 1:43 pm Operator: VSC
Sample : BPG0297-CAL7 Inst : GC/MS 2
Misc : Multiplr: 1.00
MS Integration Params: rteint.p
Quant Time: Jul 25 14:38 2006 Quant Results File: PAH2ED.RES

Method : C:\HPCHEM\1\METHODS\PAH2ED.M (RTE Integrator)
Title : LL PAH ELEMENT ID 0607035
Last Update : Tue Jul 25 14:45:49 2006
Response via : Initial Calibration

TIC: SV213958.D



Data File : Q:\SVOA\MS2_ME\ME0706\ME072506\SV213959.D Vial: 9
 Acq On : 25 Jul 2006 2:13 pm Operator: VSC
 Sample : BPG0297-SCV1 Inst : GC/MS 2
 Misc : Multiplr: 1.00

MS Integration Params: rteint.p

Quant Time: Jul 25 14:49 2006

Quant Results File: PAH2ED.RES

Quant Method : C:\HPCHEM\1\METHODS\PAH2ED.M (RTE Integrator)

Title : LL PAH ELEMENT ID 0607035

Last Update : Tue Jul 25 14:45:49 2006

Response via : Initial Calibration

DataAcq Meth : PAH2ED

TV=1.00

Internal Standards	R.T.	QIon	Response	Conc	Units	Dev(Min)
1) 1,4-Dichlorobenzene-d4	3.32	152	15326	2.00	ng/uL	0.00
3) Naphthalene-d8	4.62	136	57536	2.00	ng/uL	0.00
8) Acenaphthene-d10	7.18	164	28473	2.00	ng/uL	0.00
13) Phenanthrene-d10	9.95	188	33707	2.00	ng/uL	0.00
19) Chrysene-d12	15.49	240	18228	2.00	ng/uL	0.00
24) Perylene-d12	18.31	264	6554	2.00	ng/uL	0.00
System Monitoring Compounds						
2) 1,2 Dichlorobenzene-d4 (SUR)	3.50	152	9676m	1.13	ng/uL	0.00
Spiked Amount	2.500		Recovery	=	45.20%	
4) Nitrobenzene-d5 (SURRE)	3.87	82	16261	1.05	ng/uL	0.00
Spiked Amount	2.500		Recovery	=	42.00%	
9) 2-Fluorobiphenyl (SURRE)	6.09	172	23000	1.13	ng/uL	0.00
Spiked Amount	2.500		Recovery	=	45.20%	
14) 2,4,6-Tribromophenol (SURRE)	8.64	330	1604	0.95	ng/uL	0.00
Spiked Amount	3.750		Recovery	=	25.33%	
21) Terphenyl-d14 (SURRE)	13.33	244	11472	1.21	ng/uL	0.00
Spiked Amount	2.500		Recovery	=	48.40%	
Target Compounds						
5) Naphthalene	4.64	128	28843	0.85	ng/uL#	96
6) 2-Methylnaphthalene	5.52	142	17393	0.88	ng/uL	100
10) Acenaphthylene	6.92	152	25568	0.80	ng/uL#	100
11) Acenaphthene	7.23	153	17181	0.84	ng/uL	99
12) Fluorene	8.14	166	19489	0.91	ng/uL	90
15) Pentachlorophenol	9.74	266	950	0.89	ng/uL#	100
16) Phenanthrene	9.99	178	20017	0.86	ng/uL#	99
17) Anthracene	10.08	178	21433	0.88	ng/uL#	95
18) Fluoranthene	12.44	202	19013	0.89	ng/uL	93
20) Pyrene	12.91	202	19603	0.87	ng/uL	98
22) Benzo(a)anthracene	15.46	228	11638	0.82	ng/uL	99
23) Chrysene	15.54	228	14278	0.84	ng/uL	94
25) Benzo(b)fluoranthene	17.62	252	4055	0.77	ng/uL	90
26) Benzo(k)fluoranthene	17.66	252	8248m	0.88	ng/uL	
27) Benzo(a)pyrene	18.21	252	4316	0.82	ng/uL	96
28) Indeno(1,2,3-cd)pyrene	20.15	276	2837	0.87	ng/uL#	90
29) Dibenzo(a,h)anthracene	20.18	278	2223	0.90	ng/uL#	90
30) Benzo(g,h,i)perylene	20.60	276	2613	0.98	ng/uL#	94

(#) = qualifier out of range (m) = manual integration

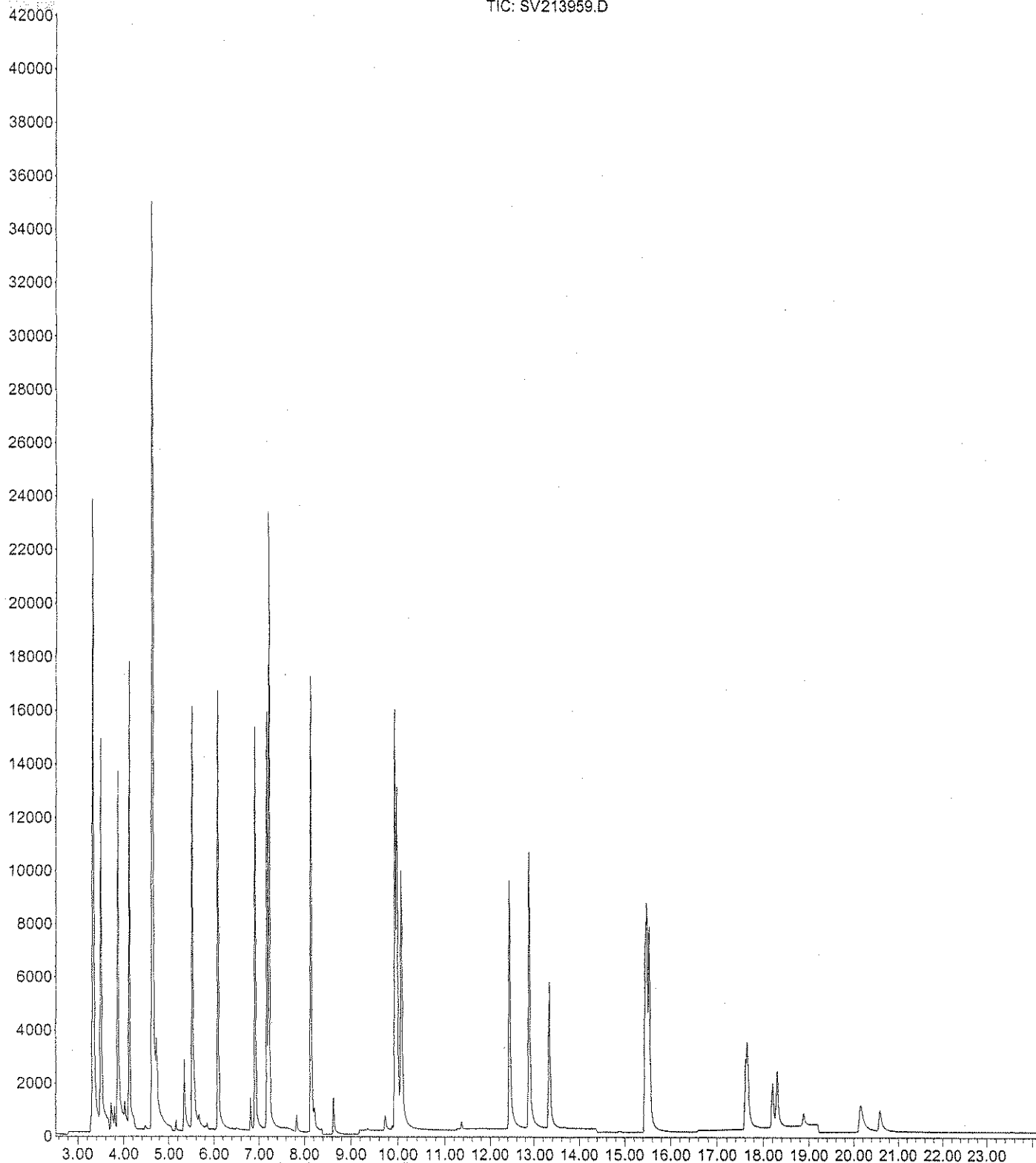
SV213959.D PAH2ED.M Tue Jul 25 14:50:49 2006

Quantitation Report

Data File : Q:\SVOA\MS2_ME\ME0706\ME072506\SV213959.D Vial: 9
Acq On : 25 Jul 2006 2:13 pm Operator: VSC
Sample : BPG0297-SCV1 Inst : GC/MS 2
Misc : Multiplr: 1.00
MS Integration Params: rteint.p
Quant Time: Jul 25 14:49 2006 Quant Results File: PAH2ED.RES

Method : C:\HPCHEM\1\METHODS\PAH2ED.M (RTE Integrator)
Title : LL PAH ELEMENT ID 0607035
Last Update : Tue Jul 25 14:45:49 2006
Response via : Initial Calibration

TIC: SV213959.D



ESS LABORATORY
GCMS2 RUN LOG

COLUMN DB5MS

BATCH DATE	VIAL #	FILE #	LAB ID	METHOD	COMMENTS / DILUTION / STANDARD ID	ANALYST
H25/06	2	SV2 13944	BPG-0284-CCV	PAH2ED	scan	VSL
	3	SV2 50	BPG-0284-CCV	PAH2ED	scan	
	1	SV2 51	BPG-0287-TM1	DFTPP	66-13032	
	2	SV2 52	-cal 4	PAH2ED	66-14098	
	3	SV2 53	-cal 1		95	
	4	SV2 54	-cal 2		96	
	5	SV2 55	-cal 3		97	
	6	SV2 56	-cal 5		99	
	7	SV2 57	-cal 6		100	
	8	SV2 58	-cal 7		101	
	9	SV2 59	BPG-0287-SCV1	PAH2ED	66-14102	
		SV2				
		SV2				
		SV2				
		SV2				
		SV2				
		SV2				
		SV2				
		SV2				
		SV2				
		SV2				
		SV2				
		SV2				
		SV2				
		SV2				
		SV2				
		SV2				
		SV2				
		SV2				
		SV2				

ANALYSIS SEQUENCE

BPG0350

Instrument: SVOAMS2

Calibration ID: ~~UNASSIGNED~~ P19H3ED

Lab Number	Analysis	Container	Order	Position	STD ID	ISTD ID	Client
BPG0350-TUN1	QC		1		6G26039		
BPG0350-CCV1	QC		2		6G19039	6G14094	
0607173-11RE1	OC: 8270/3541 ppb PAH SI	A	3			6G14094	MACTEC Engineering & Consulting, In

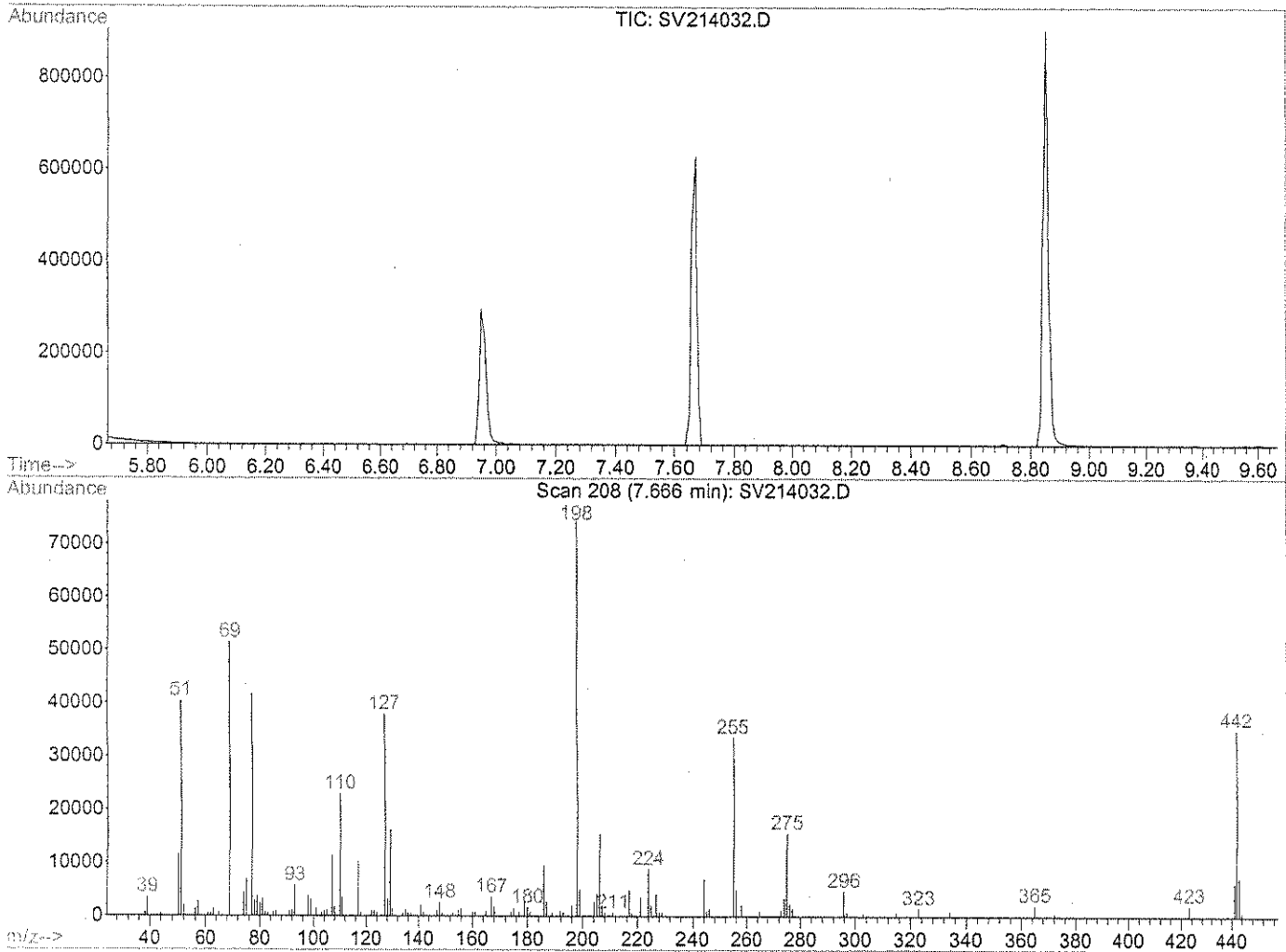
Samples Loaded By

Date

Data Processed By

Date

Data File : Q:\SVOA\MS2_ME\ME0706\ME072806\SV214032.D Vial: 1
 Acq On : 28 Jul 2006 9:13 am Operator: VSC
 Sample : BPG0349-TUN1 Inst : GC/MS 2
 Misc : Multiplr: 1.00
 MS Integration Params: rteint.p
 Method : C:\HPCHEM\1\METHODS\SV2KI.M (RTE Integrator)
 Title : 8270 SOIL CAL(0607039) AQ CAL(0607040)



Spectrum Information: Scan 208

Target Mass	Rel. to Mass	Lower Limit%	Upper Limit%	Rel. Abn%	Raw Abn	Result Pass/Fail
51	198	30	60	54.4	40384	PASS
68	69	0.00	2	0.0	0	PASS
69	198	0.00	100	69.3	51464	PASS
70	69	0.00	2	0.0	0	PASS
127	198	40	60	51.1	37920	PASS
197	198	0.00	1	0.0	0	PASS
198	198	100	100	100.0	74280	PASS
199	198	5	9	6.6	4920	PASS
275	198	10	30	20.9	15557	PASS
365	198	1	100	2.8	2045	PASS
441	443	0.01	100	87.9	6225	PASS
442	198	40	100	47.2	35064	PASS
443	442	17	23	20.2	7080	PASS

Data File : Q:\SVOA\MS2_ME\ME0706\ME072806\SV214033.D Vial: 2
 Acq On : 28 Jul 2006 10:03 am Operator: VSC
 Sample : BPG0350-CCV1 Inst : GC/MS 2
 Misc : Multiplr: 1.00

MS Integration Params: rteint.p

Quant Time: Jul 28 10:29 2006

Quant Results File: PAH2ED.RES

Quant Method : C:\HPCHEM\1\METHODS\PAH2ED.M (RTE Integrator)

Title : LL PAH ELEMENT ID 0607035

Last Update : Tue Jul 25 14:41:46 2006

Response via : Initial Calibration

DataAcq Meth : PAH2ED

Internal Standards	R.T.	QIon	Response	Conc	Units	Dev(Min)
1) 1,4-Dichlorobenzene-d4	3.27	152	13157	2.00	ng/uL	-0.05
3) Naphthalene-d8	4.56	136	46768	2.00	ng/uL	-0.06
8) Acenaphthene-d10	7.10	164	22346	2.00	ng/uL	-0.08
13) Phenanthrene-d10	9.85	188	27620	2.00	ng/uL	-0.09
19) Chrysene-d12	15.38	240	22301	2.00	ng/uL	-0.10
24) Perylene-d12	18.19	264	18379	2.00	ng/uL	-0.11

System Monitoring Compounds

2) 1,2 Dichlorobenzene-d4 (SUR)	3.44	152	7475m	0.99	ng/uL	-0.05
Spiked Amount	2.500		Recovery	=	39.60%	
4) Nitrobenzene-d5 (SURR)	3.82	82	11596	0.92	ng/uL	-0.05
Spiked Amount	2.500		Recovery	=	36.80%	
9) 2-Fluorobiphenyl (SURR)	6.02	172	16686	1.05	ng/uL	-0.07
Spiked Amount	2.500		Recovery	=	42.00%	
14) 2,4,6-Tribromophenol (SURR)	8.55	330	1493	1.08	ng/uL	-0.09
Spiked Amount	3.750		Recovery	=	28.80%	
21) Terphenyl-d14 (SURR)	13.24	244	9561	0.78	ng/uL	-0.09
Spiked Amount	2.500		Recovery	=	31.20%	

Target Compounds

					Qvalue
5) Naphthalene	4.57	128	26973	0.98	ng/uL# 96
6) 2-Methylnaphthalene	5.45	142	15615	0.98	ng/uL 97
7) 1-Methylnaphthalene	5.60	142	16222	0.96	ng/uL 93
10) Acenaphthylene	6.83	152	24113	0.97	ng/uL# 100
11) Acenaphthene	7.15	153	15545	0.97	ng/uL 98
12) Fluorene	8.06	166	16288	0.97	ng/uL 96
15) Pentachlorophenol	9.80	266	77	0.44	ng/uL# 100
16) Phenanthrene	9.90	178	18715	0.98	ng/uL# 99
17) Anthracene	9.99	178	19377	0.97	ng/uL# 94
18) Fluoranthene	12.34	202	18126	1.03	ng/uL 99
20) Pyrene	12.79	202	19831m	0.71	ng/uL
22) Benzo(a)anthracene	15.35	228	17163	0.99	ng/uL 99
23) Chrysene	15.43	228	19576	0.95	ng/uL 94
25) Benzo(b)fluoranthene	17.51	252	14553	0.94	ng/uL 92
26) Benzo(k)fluoranthene	17.55	252	21157m	0.80	ng/uL
27) Benzo(a)pyrene	18.09	252	14227	0.97	ng/uL 91
28) Indeno(1,2,3-cd)pyrene	20.01	276	7087	0.78	ng/uL# 98
29) Dibenzo(a,h)anthracene	20.04	278	5281	0.76	ng/uL# 98
30) Benzo(g,h,i)perylene	20.45	276	6111	0.80	ng/uL# 99

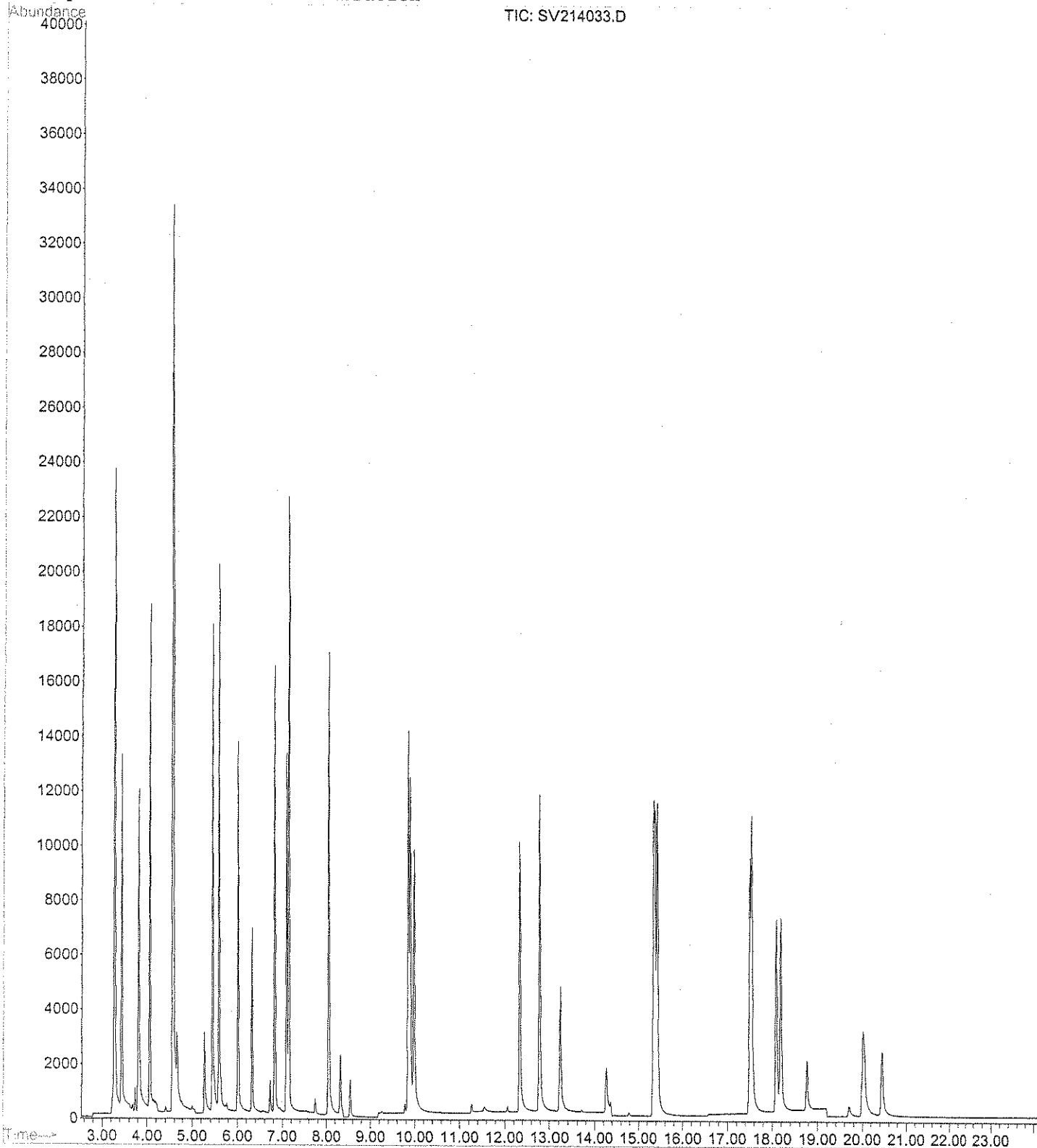
(#) = qualifier out of range (m) = manual integration
 SV214033.D PAH2ED.M Fri Jul 28 10:29:28 2006

Data File : Q:\SVOA\MS2_ME\ME0706\ME072806\SV214033.D Vial: 2
Acq On : 28 Jul 2006 10:03 am Operator: VSC
Sample : BPG0350-CCV1 Inst : GC/MS 2
Misc : Multiplr: 1.00

MS Integration Params: rteint.p
Quant Time: Jul 28 10:29 2006

Quant Results File: PAH2ED.RES

Method : C:\HPCHEM\1\METHODS\PAH2ED.M (RTE Integrator)
Title : LL PAH ELEMENT ID 0607035
Last Update : Tue Jul 25 14:41:46 2006
Response via : Initial Calibration



**ESS LABORATORY
GCMS2 RUN LOG**

COLUMN DB5MS

① ¹¹ 7/27/06
3 vials

BATCH DATE	VIAL #	FILE #	LAB ID	METHOD	COMMENTS / DILUTION / STANDARD ID	ANALYST
7/27/06	1	SV2 14007	BPG-0336-Tm1	DFTPP		VSC
	1	SV2 08	BPG-0336-Tm1	DFTPP	6626039 ^{10.38} BPG-0336-Tm1	
	2	SV2 09	BPG-0336-CCM	SVRKE	6620055	
	3	SV2 10	BG-62541-RM1		6622002	
	4	SV2 11	BG-62541-BS1			
	5	SV2 12	BG-62541-BS01			
	6	SV2 13	0607228-01			
	7	SV2 14	BG-62529-BM1			
	8	SV2 15	BG-62529-BS1			
	9	SV2 16	BG-62529-BS01			
	10	SV2 17	0607274-01			
	11	SV2 18	0607258-01			
	12	SV2 19	0607266-02			
	13	SV2 20	0607221-01		6622002	
	14	SV2 21	0607274-02ms		6622002	
	15	SV2 22	0607273-02	X	RA Red 20.1 LL	
	16	SV2 23	0607273-11	7/27/06	LL	
	17	SV2 24	BG-62121-BM1			
	18	SV2 25	BG-62121-BS1			
	19	SV2 26	BG-62121-BS01			
	20	SV2 27	0607228-02			
	21	SV2 28	- 03			
	22	SV2 29	- 04			
	23	SV2 30	- 05			
7/27/06	24	SV2 31	0607228-06	SVRKE	6622002	VSC
7/28/06	1	SV2 32	BPG-0349-Tm1	DFTPP	6626039 7.915	VSC
	2	SV2 33	BPG-0350-CCM	PANDED	6619039	
	3	SV2 34	0607173-02	PANDED		
7/28/06	4	SV2 35	0607173-11	PANDED	5X	VSC

Semi-Volatile Organics Logbooks

06667173 0607173

ESS Organic Preparation Logbook

Project #: 0607164
 Prep Date: 7-15-01
 Batch ID: 58B56512
 Extraction Method: 3844

Surrogate ID# A6G13065
 Matrix Spike ID# D6G1105Y
 Matrix Spike (ul or ml) MA

Analytical Matrix: Soil
 Extraction Time: Start: 12:30pm
 Finish: _____

Split Extraction*

* Half of the final extract volume (0.5ml) is exchanged into 5ml 5ml hexane and transferred as Vol 1. The other half (0.5ml CH₂Cl₂) is transferred as Volume 2.

ESS ID	Vol(mil)/Wt.(g)	Surrogate (ul or ml)	Matrix Spike (ul or ml)	Transfer Vol #1 (ml) Hex/CH ₂ Cl ₂	Transfer Vol #2 (ml) Hex/CH ₂ Cl ₂	Transfer Date	Bath Temp (C)	pH	Discard	Comments	1st Rvw Init.	Witness Init.	2nd Rvw Init.	Analysis Performed
0607173-01	19.4	1A	MA	MA	MA	7/15/01	60	MA	MA		MA	MA	MA	PCB <input type="checkbox"/> BIN SVOA <input type="checkbox"/> SVOA <input type="checkbox"/> LL PAH <input checked="" type="checkbox"/> PEST <input type="checkbox"/> TPH/GC <input type="checkbox"/> BIS-2 <input type="checkbox"/> PAH <input type="checkbox"/>
0607173-02	19.8	1A	MA	MA	MA	7/15/01	60	MA	MA	Low-level.	MA	MA	MA	
0607173-03	19.7	1A	MA	MA	MA	7/15/01	60	MA	MA	Low-level.	MA	MA	MA	
0607173-04	19.8	1A	MA	MA	MA	7/15/01	60	MA	MA		MA	MA	MA	
0607173-05	19.4	1A	MA	MA	MA	7/15/01	60	MA	MA		MA	MA	MA	
0607173-06	19.4	1A	MA	MA	MA	7/15/01	60	MA	MA		MA	MA	MA	
0607173-07	19.6	1A	MA	MA	MA	7/15/01	60	MA	MA		MA	MA	MA	
0607173-08	19.5	1A	MA	MA	MA	7/15/01	60	MA	MA		MA	MA	MA	
0607173-09	19.6	1A	MA	MA	MA	7/15/01	60	MA	MA		MA	MA	MA	
0607173-10	19.6	1A	MA	MA	MA	7/15/01	60	MA	MA		MA	MA	MA	
0607173-11	19.8	1A	MA	MA	MA	7/15/01	60	MA	MA		MA	MA	MA	
0607173-12	20.4	1A	MA	MA	MA	7/15/01	60	MA	MA		MA	MA	MA	
0607173-13	19.8	1A	MA	MA	MA	7/15/01	60	MA	MA		MA	MA	MA	
0607173-14	20.1	1A	MA	MA	MA	7/15/01	60	MA	MA		MA	MA	MA	
0607173-15	20.4	1A	MA	MA	MA	7/15/01	60	MA	MA		MA	MA	MA	

Prepared By: MA
 NaOH ID# MA
 CH₂Cl₂ lot# CR111
 Hexane lot# MA
 Na₂SO₄ ID# PRIL 07030612
 Acetone lot# MA
 BATCH ID/Test: MA

Acid Washed: Y
 H₂SO₄ ID# MA
 Cu Cleaned: Y
 Cu ID# MA
 Florisil: Y
 Lot# MA
 Silica Column/Carbon prep: Y
 Lot # MA
 Glasswool: MA II 0607173 Method #(s): 8270
 **Check off column if entire sample used and bottle discarded.
 Control #50.0001-0603A
 BATCH ID/Test: 13461512
 Page _____

TPH Data Package

TPH Sample Data

ESS Laboratory

Division of Thielsch Engineering, Inc.

CERTIFICATE OF ANALYSIS

Client Name: MACTEC Engineering & Consulting, Inc.
Client Project ID: Providence Gorham Site
Client Sample ID: SS-S156 S100
Date Sampled: 07/14/06 10:00
Percent Solids: 95
Initial Volume: 19.9
Final Volume: 1
Extraction Method: 3541

ESS Laboratory Work Order: 0607173
ESS Laboratory Sample ID: 0607173-01
Sample Matrix: Soil
Analyst: JLS
Prepared: 07/14/06

8100M Total Petroleum Hydrocarbons

<u>Analyte</u>	<u>Results</u>	<u>Units</u>	<u>MRL</u>	<u>DF</u>	<u>Analyzed</u>
Total Petroleum Hydrocarbons	277	mg/kg dry	39.7	1	07/18/06

	<u>%Recovery</u>	<u>Qualifier</u>	<u>Limits</u>
Surrogate: O-Terphenyl	109 %		40-140

ESS Laboratory

Division of Thielsch Engineering, Inc.

CERTIFICATE OF ANALYSIS

Client Name: MACTEC Engineering & Consulting, Inc.
Client Project ID: Providence Gorham Site
Client Sample ID: SS-S156 S105
Date Sampled: 07/14/06 10:00
Percent Solids: 95
Initial Volume: 19.8
Final Volume: 1
Extraction Method: 3541

ESS Laboratory Work Order: 0607173
ESS Laboratory Sample ID: 0607173-02
Sample Matrix: Soil
Analyst: JLS
Prepared: 07/14/06

8100M Total Petroleum Hydrocarbons

<u>Analyte</u>	<u>Results</u>	<u>Units</u>	<u>MRL</u>	<u>DF</u>	<u>Analyzed</u>
Total Petroleum Hydrocarbons	ND	mg/kg dry	39.9	1	07/18/06

	<u>%Recovery</u>	<u>Qualifier</u>	<u>Limits</u>
Surrogate: O-Terphenyl	85 %		40-140

ESS Laboratory

Division of Thielsch Engineering, Inc.

CERTIFICATE OF ANALYSIS

Client Name: MACTEC Engineering & Consulting, Inc.
Client Project ID: Providence Gorham Site
Client Sample ID: SS-SI57 B1
Date Sampled: 07/14/06 10:15
Percent Solids: 73
Initial Volume: 20.1
Final Volume: 1
Extraction Method: 3541

ESS Laboratory Work Order: 0607173
ESS Laboratory Sample ID: 0607173-03
Sample Matrix: Soil
Analyst: JLS
Prepared: 07/14/06

8100M Total Petroleum Hydrocarbons

<u>Analyte</u>	<u>Results</u>	<u>Units</u>	<u>MRL</u>	<u>DF</u>	<u>Analyzed</u>
Total Petroleum Hydrocarbons	ND	mg/kg dry	51.1	1	07/18/06

	<u>%Recovery</u>	<u>Qualifier</u>	<u>Limits</u>
Surrogate: O-Terphenyl	103 %		40-140

ESS Laboratory

Division of Thielsch Engineering, Inc.

CERTIFICATE OF ANALYSIS

Client Name: MACTEC Engineering & Consulting, Inc.
Client Project ID: Providence Gorham Site
Client Sample ID: SS-SI58
Date Sampled: 07/14/06 10:30
Percent Solids: 93
Initial Volume: 20.1
Final Volume: 1
Extraction Method: 3541

ESS Laboratory Work Order: 0607173
ESS Laboratory Sample ID: 0607173-04
Sample Matrix: Soil
Analyst: JLS
Prepared: 07/14/06

8100M Total Petroleum Hydrocarbons

<u>Analyte</u>	<u>Results</u>	<u>Units</u>	<u>MRL</u>	<u>DF</u>	<u>Analyzed</u>
Total Petroleum Hydrocarbons	275	mg/kg dry	40.1	1	07/18/06

	<u>%Recovery</u>	<u>Qualifier</u>	<u>Limits</u>
Surrogate: O-Terphenyl	106 %		40-140

ESS Laboratory

Division of Thielsch Engineering, Inc.

CERTIFICATE OF ANALYSIS

Client Name: MACTEC Engineering & Consulting, Inc.
Client Project ID: Providence Gorham Site
Client Sample ID: SS-SI59
Date Sampled: 07/14/06 10:45
Percent Solids: 95
Initial Volume: 19.5
Final Volume: 1
Extraction Method: 3541

ESS Laboratory Work Order: 0607173
ESS Laboratory Sample ID: 0607173-05
Sample Matrix: Soil
Analyst: JLS
Prepared: 07/14/06

8100M Total Petroleum Hydrocarbons

<u>Analyte</u>	<u>Results</u>	<u>Units</u>	<u>MRL</u>	<u>DF</u>	<u>Analyzed</u>
Total Petroleum Hydrocarbons	150	mg/kg dry	40.5	1	07/19/06

	<u>%Recovery</u>	<u>Qualifier</u>	<u>Limits</u>
Surrogate: O-Terphenyl	96 %		40-140

ESS Laboratory

Division of Thielsch Engineering, Inc.

CERTIFICATE OF ANALYSIS

Client Name: MACTEC Engineering & Consulting, Inc.
Client Project ID: Providence Gorham Site
Client Sample ID: SS-SI60
Date Sampled: 07/14/06 11:00
Percent Solids: 92
Initial Volume: 20.4
Final Volume: 1
Extraction Method: 3541

ESS Laboratory Work Order: 0607173
ESS Laboratory Sample ID: 0607173-06
Sample Matrix: Soil
Analyst: JLS
Prepared: 07/14/06

8100M Total Petroleum Hydrocarbons

<u>Analyte</u>	<u>Results</u>	<u>Units</u>	<u>MRL</u>	<u>DF</u>	<u>Analyzed</u>
Total Petroleum Hydrocarbons	304	mg/kg dry	40.0	1	07/19/06

	<u>%Recovery</u>	<u>Qualifier</u>	<u>Limits</u>
Surrogate: O-Terphenyl	115 %		40-140

ESS Laboratory

Division of Thielsch Engineering, Inc.

CERTIFICATE OF ANALYSIS

Client Name: MACTEC Engineering & Consulting, Inc.
Client Project ID: Providence Gorham Site
Client Sample ID: SS-SI61 S100
Date Sampled: 07/14/06 11:15
Percent Solids: 90
Initial Volume: 19.7
Final Volume: 1
Extraction Method: 3541

ESS Laboratory Work Order: 0607173
ESS Laboratory Sample ID: 0607173-07
Sample Matrix: Soil
Analyst: JLS
Prepared: 07/14/06

8100M Total Petroleum Hydrocarbons

<u>Analyte</u>	<u>Results</u>	<u>Units</u>	<u>MRL</u>	<u>DF</u>	<u>Analyzed</u>
Total Petroleum Hydrocarbons	345	mg/kg dry	42.3	1	07/19/06

	<u>%Recovery</u>	<u>Qualifier</u>	<u>Limits</u>
Surrogate: O-Terphenyl	109 %		40-140

ESS Laboratory

Division of Thielsch Engineering, Inc.

CERTIFICATE OF ANALYSIS

Client Name: MACTEC Engineering & Consulting, Inc.
Client Project ID: Providence Gorham Site
Client Sample ID: SS-SI61 S105
Date Sampled: 07/14/06 11:15
Percent Solids: 89
Initial Volume: 20.6
Final Volume: 1
Extraction Method: 3541

ESS Laboratory Work Order: 0607173
ESS Laboratory Sample ID: 0607173-08
Sample Matrix: Soil
Analyst: JLS
Prepared: 07/14/06

8100M Total Petroleum Hydrocarbons

<u>Analyte</u>	<u>Results</u>	<u>Units</u>	<u>MRL</u>	<u>DF</u>	<u>Analyzed</u>
Total Petroleum Hydrocarbons	172	mg/kg dry	40.9	1	07/19/06

	<u>%Recovery</u>	<u>Qualifier</u>	<u>Limits</u>
Surrogate: O-Terphenyl	115 %		40-140

ESS Laboratory

Division of Thielsch Engineering, Inc.

CERTIFICATE OF ANALYSIS

Client Name: MACTEC Engineering & Consulting, Inc.
Client Project ID: Providence Gorham Site
Client Sample ID: SS-SI62 S100
Date Sampled: 07/14/06 11:30
Percent Solids: 91
Initial Volume: 20
Final Volume: 1
Extraction Method: 3541

ESS Laboratory Work Order: 0607173
ESS Laboratory Sample ID: 0607173-09
Sample Matrix: Soil
Analyst: JLS
Prepared: 07/14/06

8100M Total Petroleum Hydrocarbons

<u>Analyte</u>	<u>Results</u>	<u>Units</u>	<u>MRL</u>	<u>DF</u>	<u>Analyzed</u>
Total Petroleum Hydrocarbons	186	mg/kg dry	41.2	1	07/18/06
	<i>%Recovery</i>	<i>Qualifier</i>	<i>Limits</i>		
<i>Surrogate: O-Terphenyl</i>	<i>101 %</i>		<i>40-140</i>		

ESS Laboratory

Division of Thielsch Engineering, Inc.

CERTIFICATE OF ANALYSIS

Client Name: MACTEC Engineering & Consulting, Inc.
Client Project ID: Providence Gorham Site
Client Sample ID: SS-SI62 S105
Date Sampled: 07/14/06 11:30
Percent Solids: 85
Initial Volume: 20.4
Final Volume: 1
Extraction Method: 3541

ESS Laboratory Work Order: 0607173
ESS Laboratory Sample ID: 0607173-10
Sample Matrix: Soil
Analyst: JLS
Prepared: 07/17/06

8100M Total Petroleum Hydrocarbons

<u>Analyte</u>	<u>Results</u>	<u>Units</u>	<u>MRL</u>	<u>DF</u>	<u>Analyzed</u>
Total Petroleum Hydrocarbons	943	mg/kg dry	43.3	1	07/19/06

	<u>%Recovery</u>	<u>Qualifier</u>	<u>Limits</u>
Surrogate: O-Terphenyl	96 %		40-140

ESS Laboratory

Division of Thielsch Engineering, Inc.

CERTIFICATE OF ANALYSIS

Client Name: MACTEC Engineering & Consulting, Inc.
Client Project ID: Providence Gorham Site
Client Sample ID: SS-SI63 B1
Date Sampled: 07/14/06 11:45
Percent Solids: 84
Initial Volume: 19.6
Final Volume: 1
Extraction Method: 3541

ESS Laboratory Work Order: 0607173
ESS Laboratory Sample ID: 0607173-11
Sample Matrix: Soil
Analyst: JLS
Prepared: 07/17/06

8100M Total Petroleum Hydrocarbons

<u>Analyte</u>	<u>Results</u>	<u>Units</u>	<u>MRL</u>	<u>DF</u>	<u>Analyzed</u>
Total Petroleum Hydrocarbons	72.6	mg/kg dry	45.6	1	07/19/06
	<i>%Recovery</i>	<i>Qualifier</i>	<i>Limits</i>		
<i>Surrogate: O-Terphenyl</i>	<i>99 %</i>		<i>40-140</i>		

ESS Laboratory

Division of Thielsch Engineering, Inc.

CERTIFICATE OF ANALYSIS

Client Name: MACTEC Engineering & Consulting, Inc.
Client Project ID: Providence Gorham Site
Client Sample ID: SS-SI52 S100
Date Sampled: 07/14/06 09:00
Percent Solids: 95
Initial Volume: 20
Final Volume: 1
Extraction Method: 3541

ESS Laboratory Work Order: 0607173
ESS Laboratory Sample ID: 0607173-12
Sample Matrix: Soil
Analyst: JLS
Prepared: 07/17/06

8100M Total Petroleum Hydrocarbons

<u>Analyte</u>	<u>Results</u>	<u>Units</u>	<u>MRL</u>	<u>DF</u>	<u>Analyzed</u>
Total Petroleum Hydrocarbons	182	mg/kg dry	39.5	1	07/19/06
	<i>%Recovery</i>	<i>Qualifier</i>	<i>Limits</i>		
<i>Surrogate: O-Terphenyl</i>	82 %		40-140		

ESS Laboratory

Division of Thielsch Engineering, Inc.

CERTIFICATE OF ANALYSIS

Client Name: MACTEC Engineering & Consulting, Inc.
Client Project ID: Providence Gorham Site
Client Sample ID: SS-SI52 105
Date Sampled: 07/14/06 09:00
Percent Solids: 92
Initial Volume: 20.6
Final Volume: 1
Extraction Method: 3541

ESS Laboratory Work Order: 0607173
ESS Laboratory Sample ID: 0607173-13
Sample Matrix: Soil
Analyst: JLS
Prepared: 07/17/06

8100M Total Petroleum Hydrocarbons

<u>Analyte</u>	<u>Results</u>	<u>Units</u>	<u>MRL</u>	<u>DF</u>	<u>Analyzed</u>
Total Petroleum Hydrocarbons	450	mg/kg dry	39.6	1	07/19/06
	<i>%Recovery</i>	<i>Qualifier</i>	<i>Limits</i>		
<i>Surrogate: O-Terphenyl</i>	88 %		40-140		

ESS Laboratory

Division of Thielsch Engineering, Inc.

CERTIFICATE OF ANALYSIS

Client Name: MACTEC Engineering & Consulting, Inc.
Client Project ID: Providence Gorham Site
Client Sample ID: SS-SI53 100
Date Sampled: 07/14/06 09:15
Percent Solids: 93
Initial Volume: 20
Final Volume: 1
Extraction Method: 3541

ESS Laboratory Work Order: 0607173
ESS Laboratory Sample ID: 0607173-14
Sample Matrix: Soil
Analyst: JLS
Prepared: 07/17/06

8100M Total Petroleum Hydrocarbons

<u>Analyte</u>	<u>Results</u>	<u>Units</u>	<u>MRL</u>	<u>DF</u>	<u>Analyzed</u>
Total Petroleum Hydrocarbons	176	mg/kg dry	40.3	1	07/19/06

	<u>%Recovery</u>	<u>Qualifier</u>	<u>Limits</u>
Surrogate: O-Terphenyl	87 %		40-140

ESS Laboratory

Division of Thielsch Engineering, Inc.

CERTIFICATE OF ANALYSIS

Client Name: MACTEC Engineering & Consulting, Inc.
Client Project ID: Providence Gorham Site
Client Sample ID: SS-SI53 105
Date Sampled: 07/14/06 09:15
Percent Solids: 92
Initial Volume: 20
Final Volume: 1
Extraction Method: 3541

ESS Laboratory Work Order: 0607173
ESS Laboratory Sample ID: 0607173-15
Sample Matrix: Soil
Analyst: JLS
Prepared: 07/17/06

8100M Total Petroleum Hydrocarbons

<u>Analyte</u>	<u>Results</u>	<u>Units</u>	<u>MRL</u>	<u>DF</u>	<u>Analyzed</u>
Total Petroleum Hydrocarbons	ND	mg/kg dry	40.8	I	07/18/06

	<u>%Recovery</u>	<u>Qualifier</u>	<u>Limits</u>
Surrogate: O-Terphenyl	89 %		40-140

ESS Laboratory

Division of Thielsch Engineering, Inc.

CERTIFICATE OF ANALYSIS

Client Name: MACTEC Engineering & Consulting, Inc.
Client Project ID: Providence Gorham Site
Client Sample ID: SS-SI54 S100
Date Sampled: 07/14/06 09:30
Percent Solids: 90
Initial Volume: 20.2
Final Volume: 1
Extraction Method: 3541

ESS Laboratory Work Order: 0607173
ESS Laboratory Sample ID: 0607173-16
Sample Matrix: Soil
Analyst: JLS
Prepared: 07/17/06

8100M Total Petroleum Hydrocarbons

<u>Analyte</u>	<u>Results</u>	<u>Units</u>	<u>MRL</u>	<u>DF</u>	<u>Analyzed</u>
Total Petroleum Hydrocarbons	188	mg/kg dry	41.3	1	07/19/06

	<u>%Recovery</u>	<u>Qualifier</u>	<u>Limits</u>
Surrogate: O-Terphenyl	96 %		40-140

ESS Laboratory

Division of Thielsch Engineering, Inc.

CERTIFICATE OF ANALYSIS

Client Name: MACTEC Engineering & Consulting, Inc.
Client Project ID: Providence Gorham Site
Client Sample ID: SS-SI54 S105
Date Sampled: 07/14/06 09:30
Percent Solids: 81
Initial Volume: 20.3
Final Volume: 1
Extraction Method: 3541

ESS Laboratory Work Order: 0607173
ESS Laboratory Sample ID: 0607173-17
Sample Matrix: Soil
Analyst: JLS
Prepared: 07/17/06

8100M Total Petroleum Hydrocarbons

<u>Analyte</u>	<u>Results</u>	<u>Units</u>	<u>MRL</u>	<u>DF</u>	<u>Analyzed</u>
Total Petroleum Hydrocarbons	190	mg/kg dry	45.6	1	07/19/06

	<u>%Recovery</u>	<u>Qualifier</u>	<u>Limits</u>
Surrogate: O-Terphenyl	55 %		40-140

ESS Laboratory

Division of Thielsch Engineering, Inc.

CERTIFICATE OF ANALYSIS

Client Name: MACTEC Engineering & Consulting, Inc.
Client Project ID: Providence Gorham Site
Client Sample ID: SS-SIS5 B1
Date Sampled: 07/14/06 09:45
Percent Solids: 97
Initial Volume: 20.5
Final Volume: 1
Extraction Method: 3541

ESS Laboratory Work Order: 0607173
ESS Laboratory Sample ID: 0607173-18
Sample Matrix: Soil
Analyst: JLS
Prepared: 07/17/06

8100M Total Petroleum Hydrocarbons

<u>Analyte</u>	<u>Results</u>	<u>Units</u>	<u>MRL</u>	<u>DF</u>	<u>Analyzed</u>
Total Petroleum Hydrocarbons	ND	mg/kg dry	37.7	1	07/19/06

	<u>%Recovery</u>	<u>Qualifier</u>	<u>Limits</u>
Surrogate: O-Terphenyl	77 %		40-140

TPH
Quality Control Data

ESS Laboratory

Division of Thielsch Engineering, Inc.

CERTIFICATE OF ANALYSIS

Client Name: MACTEC Engineering & Consulting, Inc.
Client Project ID: Providence Gorham Site

ESS Laboratory Work Order: 0607173

Quality Control Data

Analyte	Result	MRL	Units	Spike Level	Source Result	%REC	%REC Limits	RPD	RPD Limit	Qualifier
3050B/6000/7000 Total Metals										
Batch BG61408 - 3050B										
Lead	428	5.8	mg/kg dry	28.8	393	122	75-125			
Nickel	37.3	2.9	mg/kg dry	28.8	47.1	NR	75-125			+
Selenium	43.3	5.8	mg/kg dry	57.6	ND	75	75-125			
Silver	61.9	0.58	mg/kg dry	14.4	51.3	74	75-125			+
Thallium	25.6	5.8	mg/kg dry	28.8	ND	89	75-125			
Zinc	123	2.9	mg/kg dry	28.8	394	NR	75-125			+
Reference										
Antimony	53.1	10.0	mg/kg wet	77.5		69	0-223.23			
Arsenic	82.0	25.0	mg/kg wet	80.9		101	79.73-120.27			
Barium	130	5.0	mg/kg wet	156		83	82.05-117.95			
Beryllium	126	0.10	mg/kg wet	143		88	81.82-118.18			
Cadmium	193	1.00	mg/kg wet	233		83	80.69-118.88			
Chromium	49.6	2.0	mg/kg wet	60.8		82	78.45-121.38			
Copper	114	2.0	mg/kg wet	131		87	82.44-117.56			
Lead	67.7	10.0	mg/kg wet	76.8		88	80.6-119.53			
Nickel	41.2	5.0	mg/kg wet	49.6		83	81.45-118.55			
Selenium	69.6	10.0	mg/kg wet	82.9		84	75.51-124.25			
Silver	72.1	1.00	mg/kg wet	80.0		90	61.25-138.75			
Thallium	164	25.0	mg/kg wet	158		104	75.32-124.68			
Zinc	92.1	5.0	mg/kg wet	116		79	78.02-121.55			
Batch BG61410 - 7471A										
Blank										
Mercury	ND	0.033	mg/kg wet							
LCS										
Mercury	0.196	0.033	mg/kg wet	0.200		98	80-120			
LCS Dup										
Mercury	0.203	0.033	mg/kg wet	0.200		102	80-120	4	20	
Duplicate Source: 0607173-10										
Mercury	0.0562	0.038	mg/kg dry		0.060			7	35	
Duplicate Source: 0607173-18										
Mercury	0.194	0.033	mg/kg dry		0.121			46	35	+
Matrix Spike Source: 0607173-10										
Mercury	0.271	0.037	mg/kg dry	0.221	0.060	95	75-125			
Matrix Spike Source: 0607173-18										
Mercury	0.317	0.033	mg/kg dry	0.196	0.121	100	75-125			
Matrix Spike Dup Source: 0607173-10										
Mercury	0.328	0.038	mg/kg dry	0.228	0.060	118	75-125	19	35	
Matrix Spike Dup Source: 0607173-18										
Mercury	0.291	0.031	mg/kg dry	0.187	0.121	91	75-125	9	35	
8100M Total Petroleum Hydrocarbons										
Batch BG61427 - 3541										
Blank										
Total Petroleum Hydrocarbons	ND	37.5	mg/kg wet							

ESS Laboratory

Division of Thielsch Engineering, Inc.

CERTIFICATE OF ANALYSIS

Client Name: MACTEC Engineering & Consulting, Inc.
Client Project ID: Providence Gorham Site

ESS Laboratory Work Order: 0607173

Quality Control Data

Analyte	Result	MRL	Units	Spike Level	Source Result	%REC	%REC Limits	RPD	RPD Limit	Qualifier
8100M Total Petroleum Hydrocarbons										
Batch BG61427 - 3541										
Surrogate: O-Terphenyl	4.91		mg/kg wet	5.00		98	40-140			
LCS										
Total Petroleum Hydrocarbons	809	37.5	mg/kg wet	1000		81	40-140			
Surrogate: O-Terphenyl	4.74		mg/kg wet	5.00		95	40-140			
LCS										
Total Petroleum Hydrocarbons	33.8	37.5	mg/kg wet	35.0		97	40-140			
Surrogate: O-Terphenyl	5.07		mg/kg wet	5.00		101	40-140			
LCS Dup										
Total Petroleum Hydrocarbons	716	37.5	mg/kg wet	1000		72	40-140	12	50	
Surrogate: O-Terphenyl	4.21		mg/kg wet	5.00		84	40-140			
LCS Dup										
Total Petroleum Hydrocarbons	29.5	37.5	mg/kg wet	35.0		84	40-140	14	50	
Surrogate: O-Terphenyl	4.40		mg/kg wet	5.00		88	40-140			
Matrix Spike Source: 0607173-03										
Total Petroleum Hydrocarbons	1350	51.9	mg/kg dry	1380	ND	98	40-140			
Surrogate: O-Terphenyl	9.63		mg/kg dry	6.92		139	40-140			
Matrix Spike Dup Source: 0607173-03										
Total Petroleum Hydrocarbons	1170	50.6	mg/kg dry	1350	ND	87	40-140	14	50	
Surrogate: O-Terphenyl	8.30		mg/kg dry	6.75		123	40-140			
Batch BG61720 - 3541										
Blank										
Total Petroleum Hydrocarbons	ND	37.5	mg/kg wet							
Surrogate: O-Terphenyl	4.82		mg/kg wet	5.00		96	40-140			
LCS										
Total Petroleum Hydrocarbons	643	37.5	mg/kg wet	1000		64	40-140			
Surrogate: O-Terphenyl	4.59		mg/kg wet	5.00		92	40-140			
LCS Dup										
Total Petroleum Hydrocarbons	808	37.5	mg/kg wet	1000		81	40-140	23	50	
Surrogate: O-Terphenyl	5.63		mg/kg wet	5.00		113	40-140			
Matrix Spike Source: 0607173-12										
Total Petroleum Hydrocarbons	856	39.3	mg/kg dry	1050	182	64	40-140			
Surrogate: O-Terphenyl	4.59		mg/kg dry	5.24		88	40-140			
Matrix Spike Dup Source: 0607173-12										
Total Petroleum Hydrocarbons	1980	38.7	mg/kg dry	1030	182	175	40-140	79	50	+
Surrogate: O-Terphenyl	4.92		mg/kg dry	5.16		95	40-140			

TPH
Calibration Data

ANALYSIS SEQUENCE

BPG0267

Instrument: SVOAGC2

Calibration ID: UNASSIGNED 8100FCL

Lab Number	Analysis	Container	Order	Position	STD ID	ISTD ID	Client
BPG0267-CAL1	QC		1		6F15038		
BPG0267-CAL2	QC		2		6F15039		
BPG0267-CAL3	QC		3		6F15040		
BPG0267-CAL4	QC		4		6F15041		
BPG0267-CAL5	QC		5		6F15042		
BPG0267-SCV1	QC		6		6F15043		

Samples Loaded By

Date

Data Processed By

Date

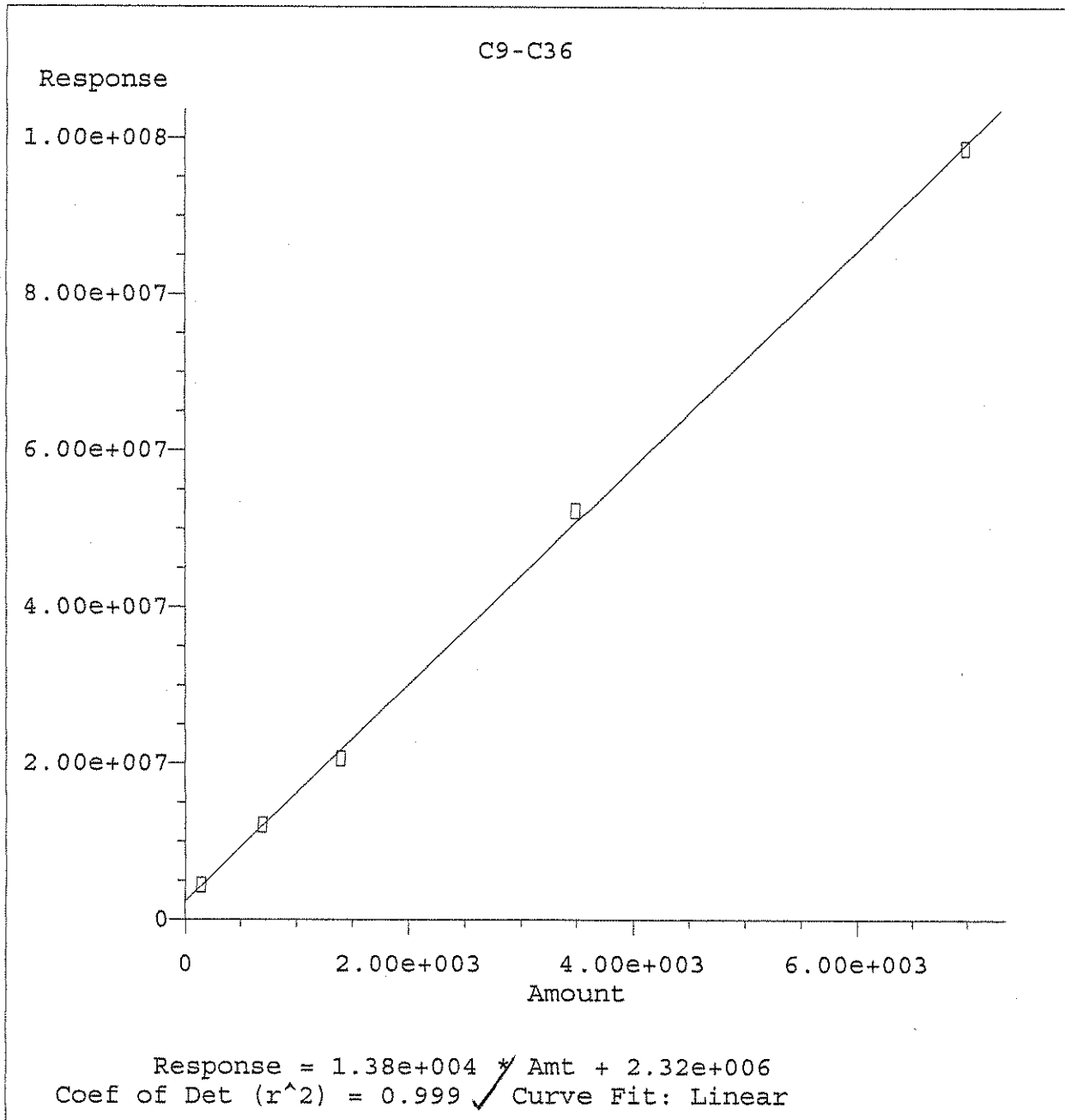
Response Factor Report GC2

Method : Q:\SVOA\TPH_GC2\METHODS\8100FCL.M
 Title : ELEMENT ID: 0502008
 Last Update : Wed Jun 14 05:27:25 2006
 Response via : Initial Calibration

Calibration Files

50 =006F0101.D 10 =005F0101.D 100 =007F0101.D
 250 =008F0101.D 500 =009F0101.D

Compound		50	10	100	250	500	Avg	%RSD
1) S	O-Terphenyl	16.7	14.3	16.0	17.5	17.2	16.4 E3	7.86
2) H	C9-C36	17.3	31.3	14.7	14.9	14.1	18.5 E3	39.47 <i>higher</i>
3) H	C10-C28	15.9	18.0	14.8	16.1	15.6	16.1 E3	7.18



Method Name: Q:\SVOA\TPH GC2\METHODS\8100FCL.M
Calibration Table Last Updated: Wed Jun 14 05:27:25 2006

Quantitation Report

Data File : Q:\SVOA\TPH_GC2\DATA\061306\005F0101.D
 Acq On : 13 Jun 06 01:29 PM
 Sample : TPH10
 Misc :
 Quant Time: Jun 14 5:24 19106

Vial: 5
 Operator: [GC]A.MS
 Inst : GC2
 Multiplr: 1.00

Method : Q:\SVOA\TPH_GC2\METHODS\8100FCL.M
 Title : ELEMENT ID: 0502008
 Last Update : Wed Jun 14 05:27:25 2006
 Response via : Multiple Level Calibration

Volume Inj. : 1 ul
 Signal Phase : RTX-5MS
 Signal Info : 0.25

Compound	R.T.	Response	Conc Units

System Monitoring Compounds			
1) S O-Terphenyl	15.29	143111	7.297 ppm
	Recovery	=	7.30%
Target Compounds			
3) H C10-C28	15.17	1975792	105.659 ppm

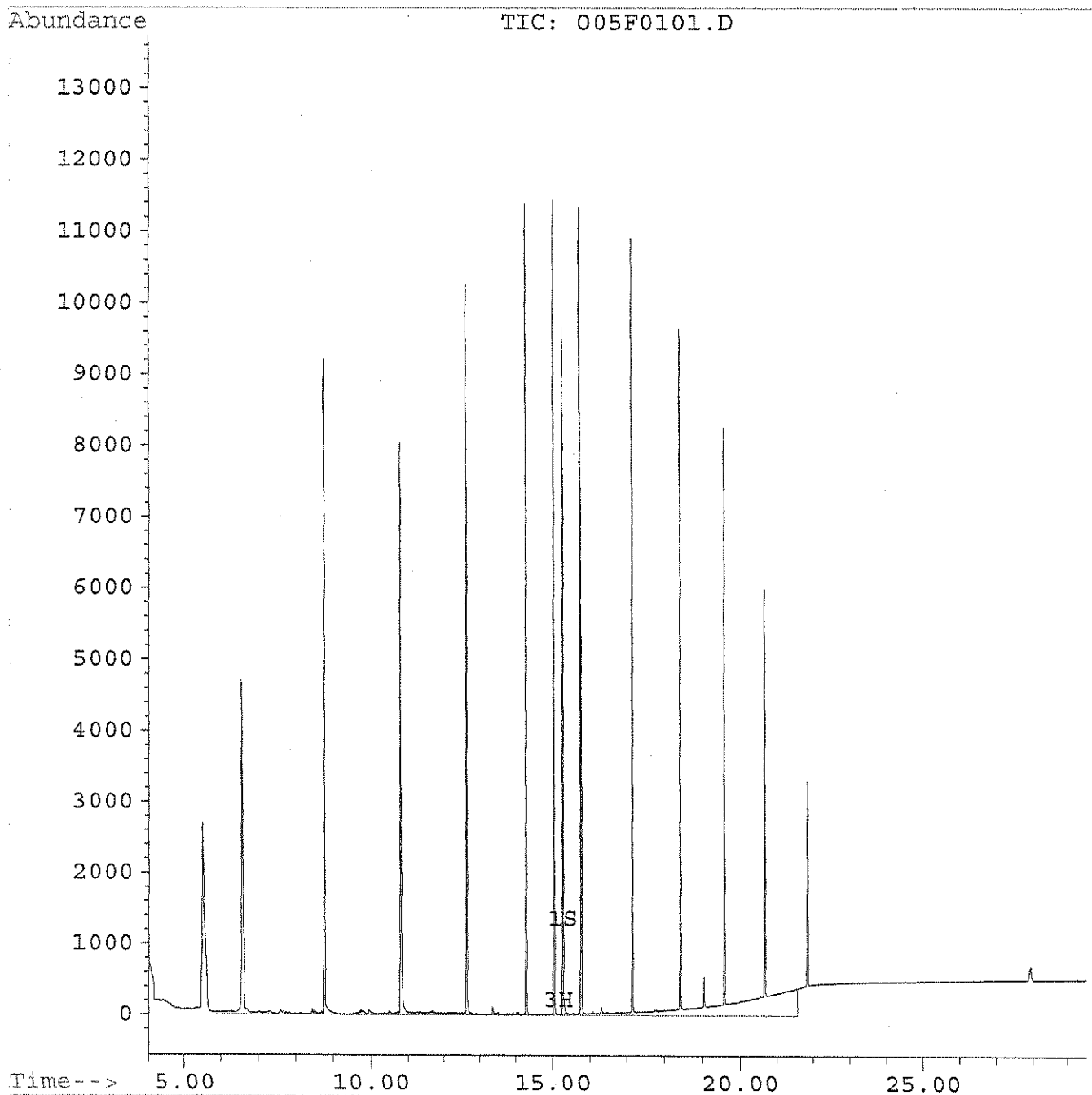
Quantitation Report

Data File : Q:\SVOA\TPH_GC2\DATA\061306\005F0101.D
Acq On : 13 Jun 06 01:29 PM
Sample : TPH10
Misc :
Quant Time: Jun 14 5:24 19106

Vial: 5
Operator: [GC]A.MS
Inst : GC2
Multiplr: 1.00

Method : Q:\SVOA\TPH_GC2\METHODS\8100FCL.M
Title : ELEMENT ID: 0502008
Last Update : Wed Jun 14 05:27:25 2006
Response via : Multiple Level Calibration

Volume Inj. : 1 ul
Signal Phase : RTX-5MS
Signal Info : 0.25



Quantitation Report

Data File : Q:\SVOA\TPH_GC2\DATA\061306\006F0101.D
 Acq On : 13 Jun 06 02:01 PM
 Sample : TPH50
 Misc :
 Quant Time: Jun 14 5:25 19106

Vial: 6
 Operator: [GC]A.MS
 Inst : GC2
 Multiplr: 1.00

Method : Q:\SVOA\TPH_GC2\METHODS\8100FCL.M
 Title : ELEMENT ID: 0502008
 Last Update : Wed Jun 14 05:27:25 2006
 Response via : Multiple Level Calibration

Volume Inj. : 1 ul
 Signal Phase : RTX-5MS
 Signal Info : 0.25

Compound	R.T.	Response	Conc Units

System Monitoring Compounds			
1) S O-Terphenyl	15.30	834917	44.947 ppm
	Recovery	=	44.95%
Target Compounds			
2) H C9-C36	15.17	12080940	479.462 ppm
3) H C10-C28	15.17	8747455	478.523 ppm

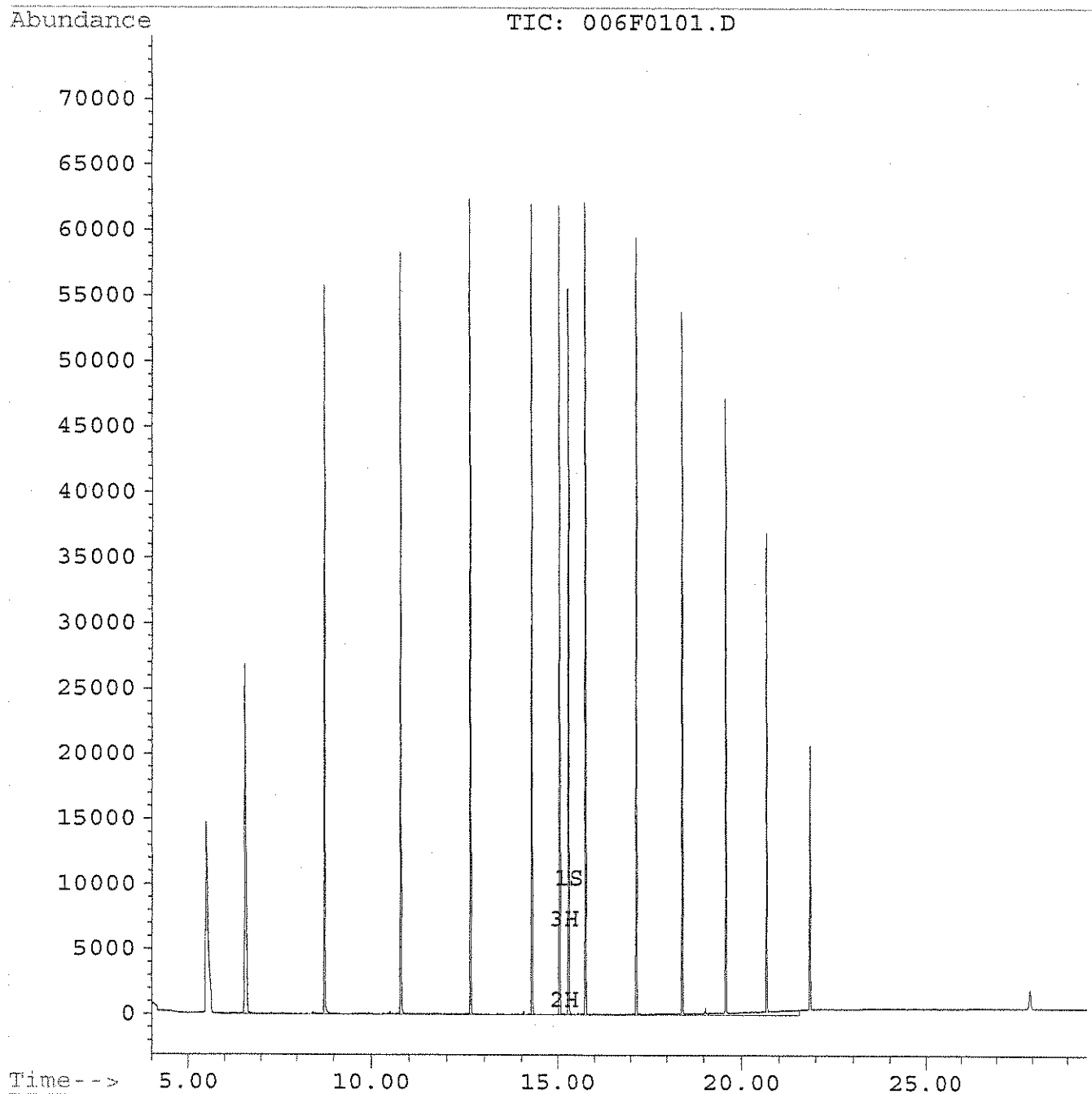
Quantitation Report

Data File : Q:\SVOA\TPH_GC2\DATA\061306\006F0101.D
Acq On : 13 Jun 06 02:01 PM
Sample : TPH50
Misc :
Quant Time: Jun 14 5:25 19106

Vial: 6
Operator: [GC]A.MS
Inst : GC2
Multiplr: 1.00

Method : Q:\SVOA\TPH_GC2\METHODS\8100FCL.M
Title : ELEMENT ID: 0502008
Last Update : Wed Jun 14 05:27:25 2006
Response via : Multiple Level Calibration

Volume Inj. : 1 ul
Signal Phase : RTX-5MS
Signal Info : 0.25



Quantitation Report

Data File : Q:\SVOA\TPH_GC2\DATA\061306\007F0101.D
 Acq On : 13 Jun 06 02:37 PM
 Sample : TPH100
 Misc :
 Quant Time: Jun 14 5:25 19106

Vial: 7
 Operator: [GC]A.MS
 Inst : GC2
 Multiplr: 1.00

Method : Q:\SVOA\TPH_GC2\METHODS\8100FCL.M
 Title : ELEMENT ID: 0502008
 Last Update : Wed Jun 14 05:27:25 2006
 Response via : Multiple Level Calibration

Volume Inj. : 1 ul
 Signal Phase : RTX-5MS
 Signal Info : 0.25

Compound	R.T.	Response	Conc Units

System Monitoring Compounds			
1) S O-Terphenyl	15.31	1599204	90.057 ppm
	Recovery	=	90.06%
Target Compounds			
2) H C9-C36	15.17	20575372	1111.798 ppm
3) H C10-C28	15.17	16331265	934.116 ppm

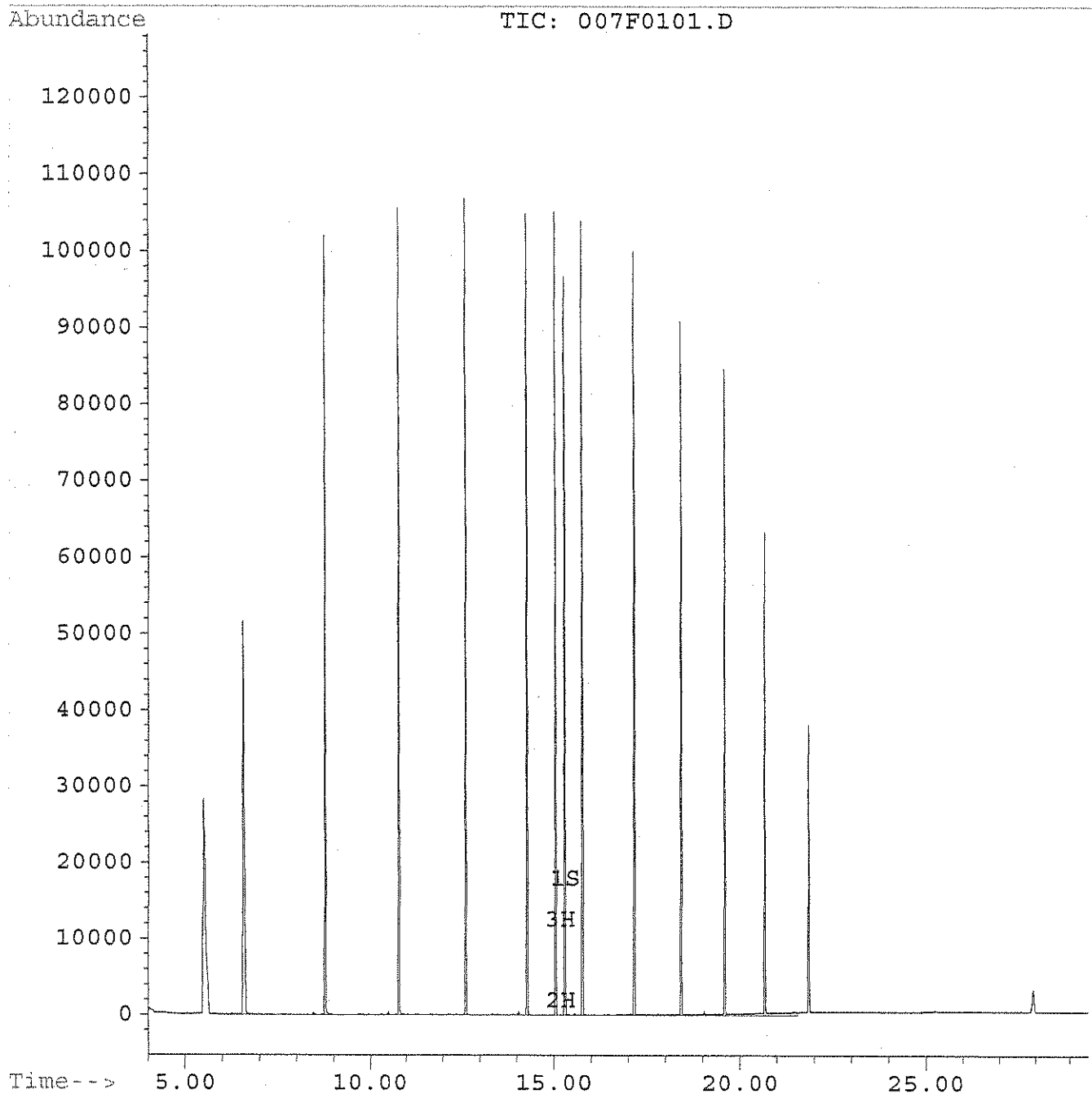
Quantitation Report

Data File : Q:\SVOA\TPH_GC2\DATA\061306\007F0101.D
Acq On : 13 Jun 06 02:37 PM
Sample : TPH100
Misc :
Quant Time: Jun 14 5:25 19106

Vial: 7
Operator: [GC]A.MS
Inst : GC2
Multiplr: 1.00

Method : Q:\SVOA\TPH_GC2\METHODS\8100FCL.M
Title : ELEMENT ID: 0502008
Last Update : Wed Jun 14 05:27:25 2006
Response via : Multiple Level Calibration

Volume Inj. : 1 ul
Signal Phase : RTX-5MS
Signal Info : 0.25



Quantitation Report

Data File : Q:\SVOA\TPH_GC2\DATA\061306\008F0101.D
 Acq On : 13 Jun 06 03:13 PM
 Sample : TPH250
 Misc :
 Quant Time: Jun 14 5:26 19106

Vial: 8
 Operator: [GC]A.MS
 Inst : GC2
 Multiplr: 1.00

Method : Q:\SVOA\TPH_GC2\METHODS\8100FCL.M
 Title : ELEMENT ID: 0502008
 Last Update : Wed Jun 14 05:27:25 2006
 Response via : Multiple Level Calibration

Volume Inj. : 1 ul
 Signal Phase : RTX-5MS
 Signal Info : 0.25

Compound	R.T.	Response	Conc Units

System Monitoring Compounds			
1) S O-Terphenyl	15.34	4383231	260.445 ppm
	Recovery	=	260.45%
Target Compounds			
2) H C9-C36	15.17	52236208	3379.202 ppm
3) H C10-C28	15.17	44220473	2673.520 ppm

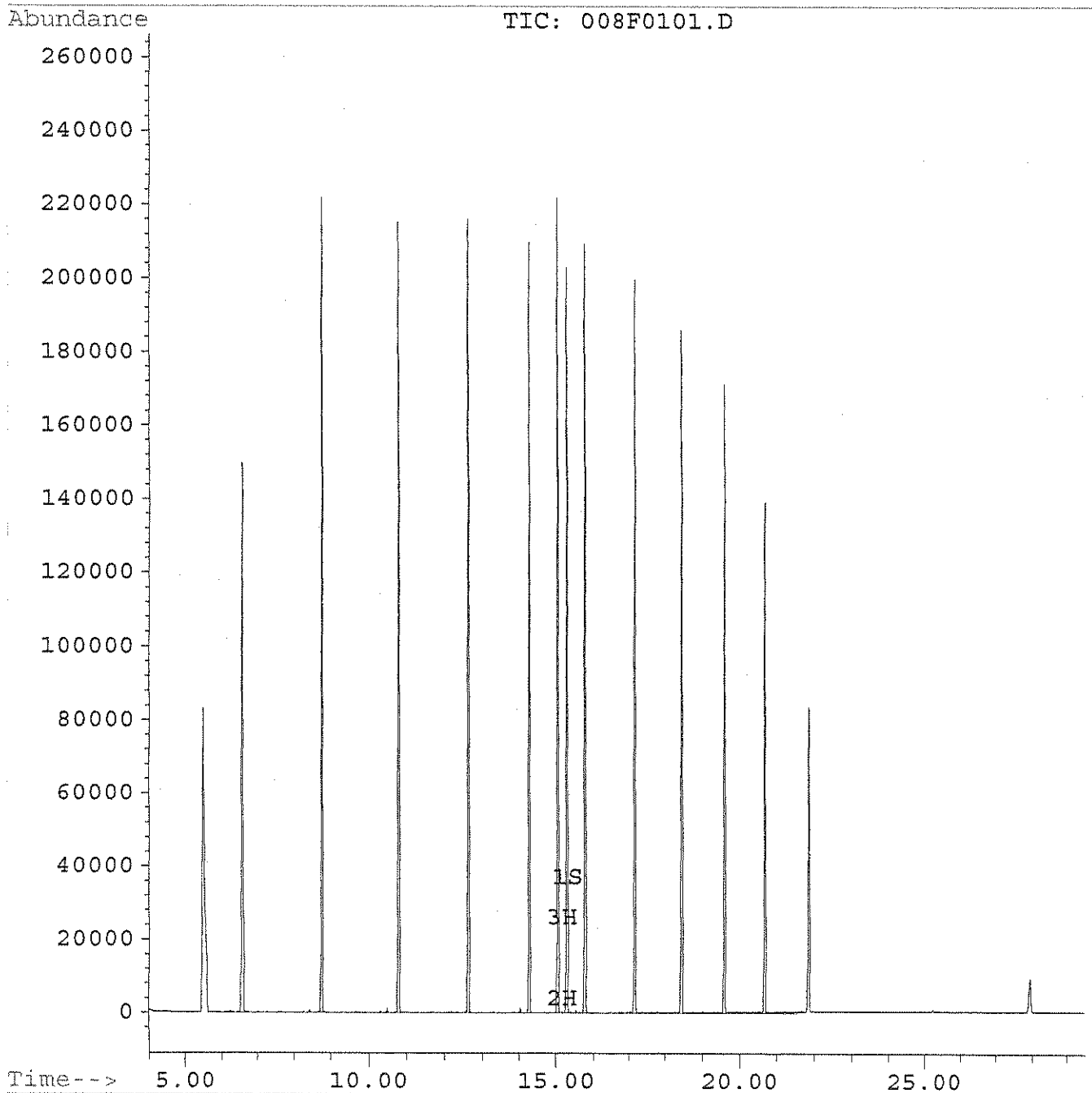
Quantitation Report

Data File : Q:\SVOA\TPH_GC2\DATA\061306\008F0101.D
Acq On : 13 Jun 06 03:13 PM
Sample : TPH250
Misc :
Quant Time: Jun 14 5:26 19106

Vial: 8
Operator: [GC]A.MS
Inst : GC2
Multiplr: 1.00

Method : Q:\SVOA\TPH_GC2\METHODS\8100FCL.M
Title : ELEMENT ID: 0502008
Last Update : Wed Jun 14 05:27:25 2006
Response via : Multiple Level Calibration

Volume Inj. : 1 ul
Signal Phase : RTX-5MS
Signal Info : 0.25



Data File : Q:\SVOA\TPH_GC2\DATA\061306\009F0101.D
 Acq On : 13 Jun 06 03:49 PM
 Sample : TPH500
 Misc :
 Quant Time: Jun 14 5:27 19106

Vial: 9
 Operator: [GC]A.MS
 Inst : GC2
 Multiplr: 1.00

Method : Q:\SVOA\TPH_GC2\METHODS\8100FCL.M
 Title : ELEMENT ID: 0502008
 Last Update : Wed Jun 14 05:27:25 2006
 Response via : Multiple Level Calibration

Volume Inj. : 1 ul
 Signal Phase : RTX-5MS
 Signal Info : 0.25

Compound	R.T.	Response	Conc Units

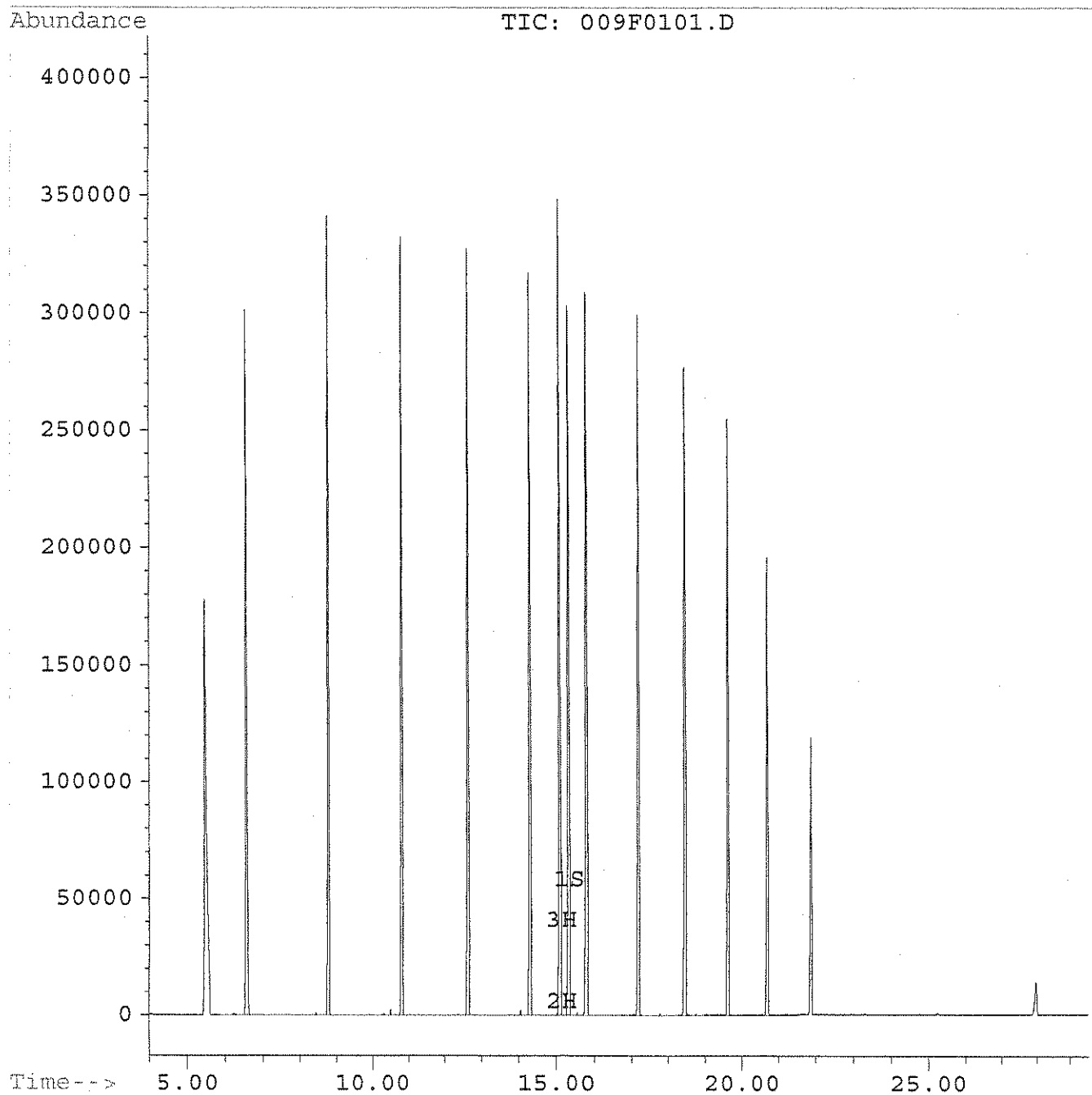
System Monitoring Compounds			
1) S O-Terphenyl	15.36	8624694	519.536 ppm
		Recovery =	519.54%
Target Compounds			
2) H C9-C36	15.17	98744003	6710.850 ppm
3) H C10-C28	15.17	85744325	5279.552 ppm

Data File : Q:\SVOA\TPH_GC2\DATA\061306\009F0101.D
 Acq On : 13 Jun 06 03:49 PM
 Sample : TPH500
 Misc :
 Quant Time: Jun 14 5:27 19106

Vial: 9
 Operator: [GC]A.MS
 Inst : GC2
 Multiplr: 1.00

Method : Q:\SVOA\TPH_GC2\METHODS\8100FCL.M
 Title : ELEMENT ID: 0502008
 Last Update : Wed Jun 14 05:27:25 2006
 Response via : Multiple Level Calibration

Volume Inj. : 1 ul
 Signal Phase : RTX-5MS
 Signal Info : 0.25



Quantitation report

Data File : Q:\SVOA\TPH_GC2\DATA\061306\010F0101.D
 Acq On : 13 Jun 06 04:25 PM
 Sample : TPH50SS
 Misc :
 Quant Time: Jun 14 5:27 19106

Vial: 10
 Operator: [GC]A.MS
 Inst : GC2
 Multiplr: 1.00

Method : Q:\SVOA\TPH_GC2\METHODS\8100FCL.M
 Title : ELEMENT ID: 0502008
 Last Update : Wed Jun 14 05:27:25 2006
 Response via : Multiple Level Calibration

Volume Inj. : 1 ul
 Signal Phase : RTX-5MS
 Signal Info : 0.25

Compound	R.T.	Response	Conc Units

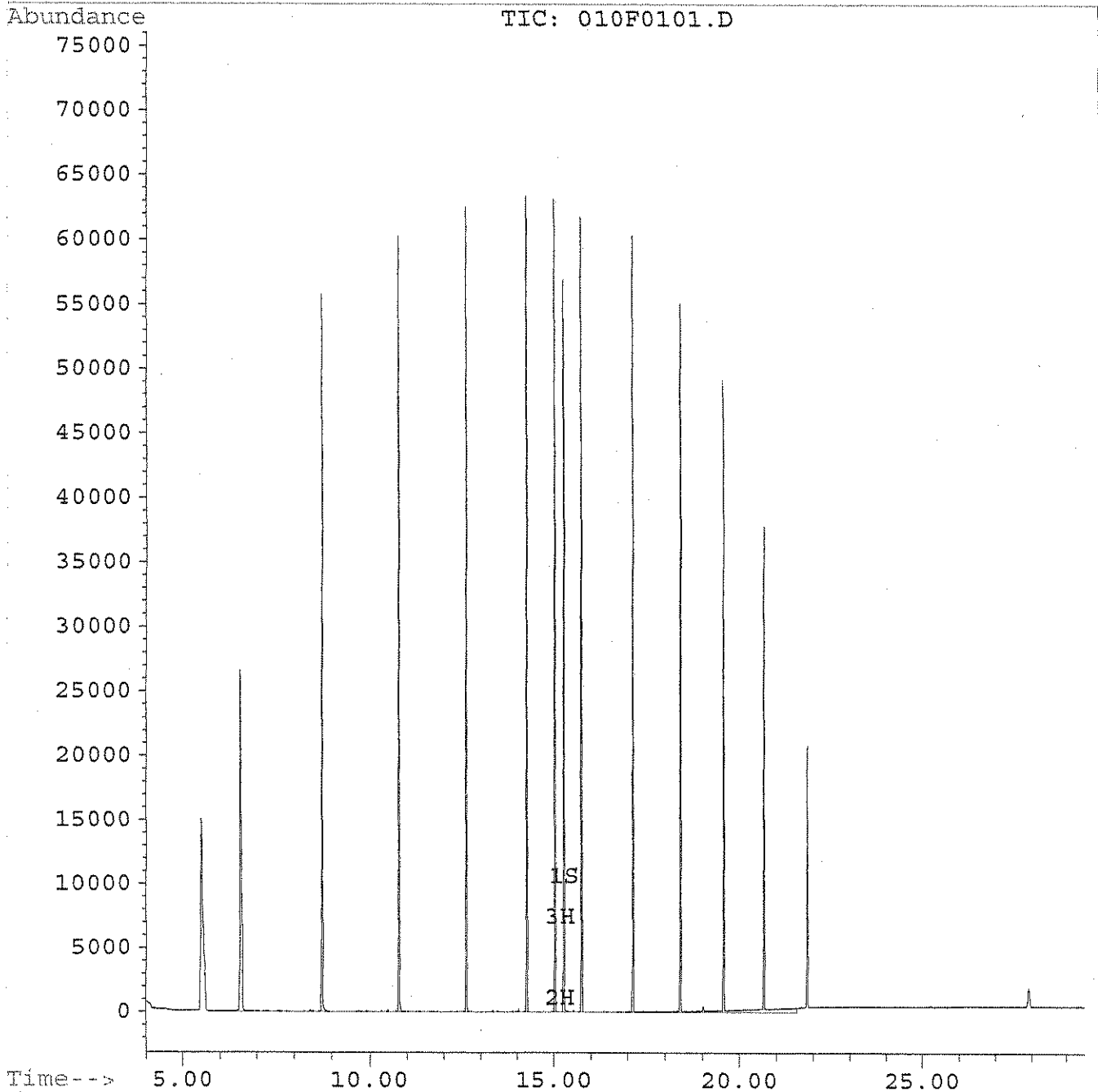
System Monitoring Compounds			
1) S O-Terphenyl	15.30	846816	51.772 ppm
	Recovery	=	51.77%
Target Compounds			
2) H C9-C36	15.17	12107096	706.667 ppm
3) H C10-C28	15.17	8854165	550.750 ppm

Data File : Q:\SVOA\TPH_GC2\DATA\061306\010F0101.D
Acq On : 13 Jun 06 04:25 PM
Sample : TPH50SS
Misc :
Quant Time: Jun 14 5:27 19106

Vial: 10
Operator: [GC]A.MS
Inst : GC2
Multiplr: 1.00

Method : Q:\SVOA\TPH_GC2\METHODS\8100FCL.M
Title : ELEMENT ID: 0502008
Last Update : Wed Jun 14 05:27:25 2006
Response via : Multiple Level Calibration

Volume Inj. : 1 ul
Signal Phase : RTX-5MS
Signal Info : 0.25



ESS LABORATORY
GC2 Front RUN LOG

COLUMN DB5MS

BATCH DATE	VIAL #	FILE #	LAB ID	METHOD	COMMENTS / DILUTION / STANDARD ID	ANALYST
6/13/06	4	61306 4	TPH 50	8100FCL	New Stock	JCS
	5	5	TPH 10		✓ JCS 6/13/06 6F1750 38 CCVI	
	6	6	50		✓ 39 7	
	7	7	100		✓ 40 3	
	8	8	250		✓ 41 4	
	9	9	500		✓ 42 5	
	10	10	TPH 50SS		✓ 6F150 43 SCV1	
	11	11	BFL61213-BK1		✓	
	12	12	-BS1		✓	
	13	13	-BSDI		✓	
	14	14	DL606106-07		✓	
	15	15	BFL61213-MS1		RR	
	16	16	BFL61213-MSD1		✓	
	17	17	solvent			
6/13/06	18	61306 18	TPH 50	8100FCL	✓	JCS
6/14/06	1	61406 1	TPH 50	8100FCL	✓	JCS
	2	2	DL606154-02		✓	
	3	3	JCS 6/13/06 DL606154-03		✓	
	4	4	DL606139-03		RR	
	5	5	DL606106-01MS1		✓ Failed 2nd time running	
	6	6	DL606139-02		RR	
	7	7	DL606156-04		RR	
	8	8	-05		RR	
	9	9	-08		RR	
	10	10	-01			
	11	11	DL606171-03			
	12	12	-02			
	13	13	-01			
	14	14	DL606139-01		RR	
6/14/06	15	61406 15	solvent	8100FCL		JCS

ANALYSIS SEQUENCE

BPH0045

Instrument: SVOAGC2

Calibration ID: UNASSIGNED 8100RBE

Lab Number	Analysis	Container	Order	Position	STD ID	ISTD ID	Client
BPH0045-CAL1	QC		1		6G13041		
BPH0045-CAL2	QC		2		6G13042		
BPH0045-CAL3	QC		3		6G13043		
BPH0045-CAL4	QC		4		6G13044		
BPH0045-CAL5	QC		5		6G13045		
BPH0045-SCV1	QC		6		6G17082		

Samples Loaded By _____ Date _____

Data Processed By _____ Date _____

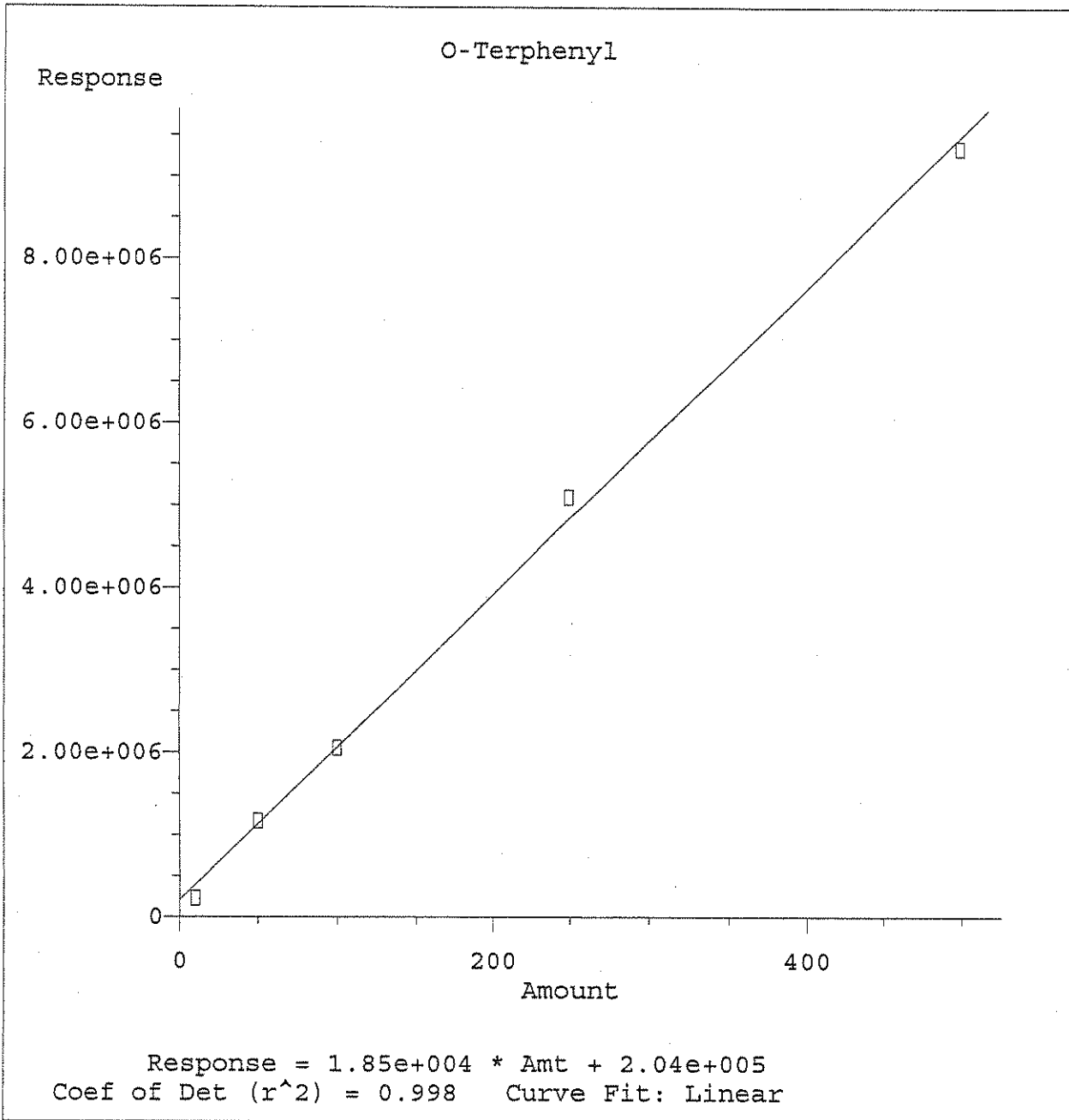
Response Factor Report GC2

Method : Q:\SVOA\TPH_GC2\METHODS\8100RBE.M
 Title : ELEMENT ID: 0502007
 Last Update : Thu Jul 20 05:17:00 2006
 Response via : Initial Calibration

Calibration Files

50 =053R0101.D 10 =051R0101.D 100 =053R0101.D
 250 =054R0101.D 500 =055R0101.D

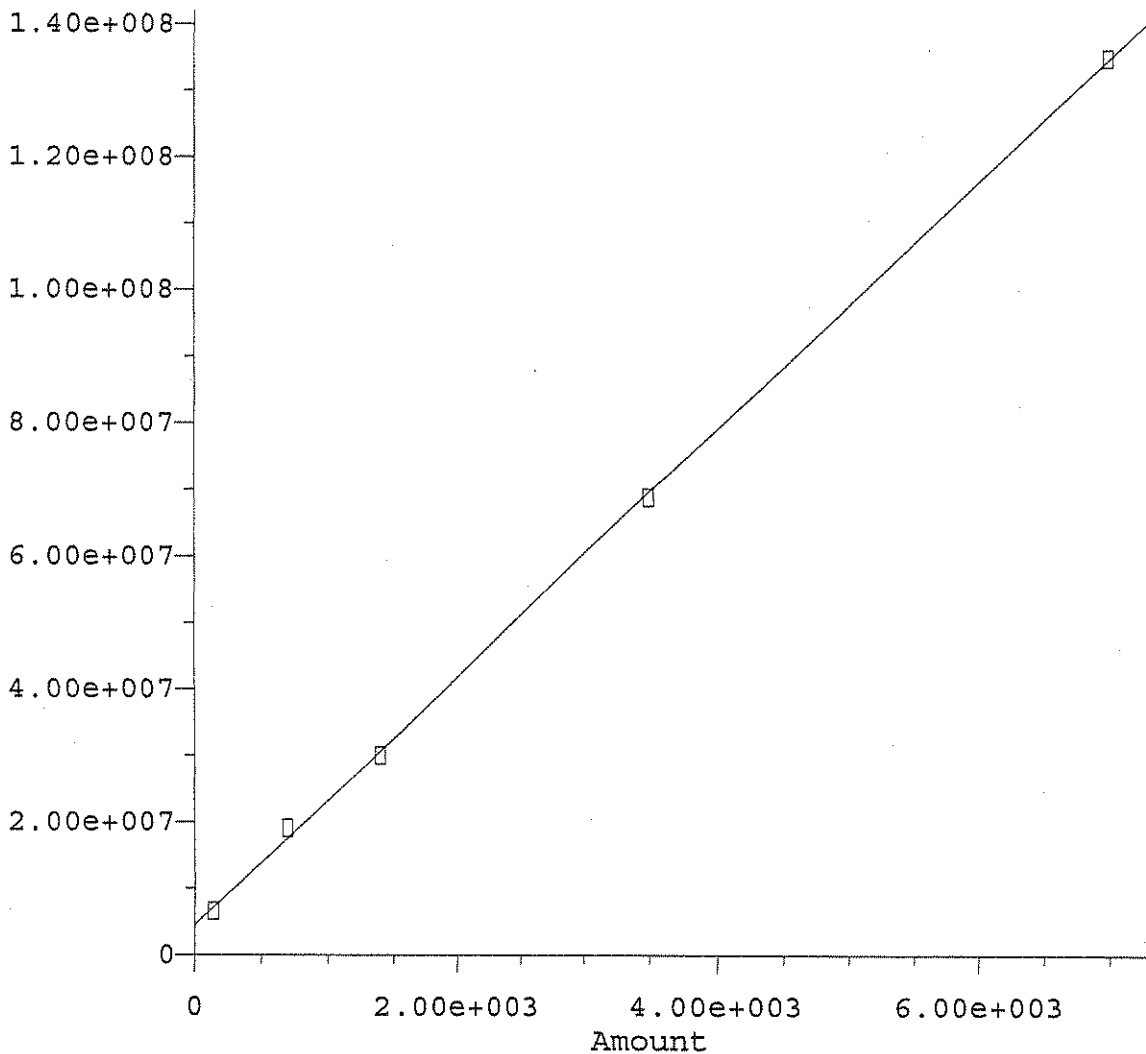
Compound		50	10	100	250	500	Avg	%RSD
1) S	O-Terphenyl	23.4	22.7	20.5	20.4	18.7	21.1 E3	8.96 <i>higher</i>
2) H	C9-C36	27.2	46.9	21.4	19.7	19.3	26.9 E3	43.14
3) H	C10-C28	22.2	21.4	19.2	19.5	19.7	20.4 E3	6.43 ↓



Method Name: Q:\SVOA\TPH_GC2\METHODS\8100RBE.M
Calibration Table Last Updated: Thu Jul 20 05:17:00 2006

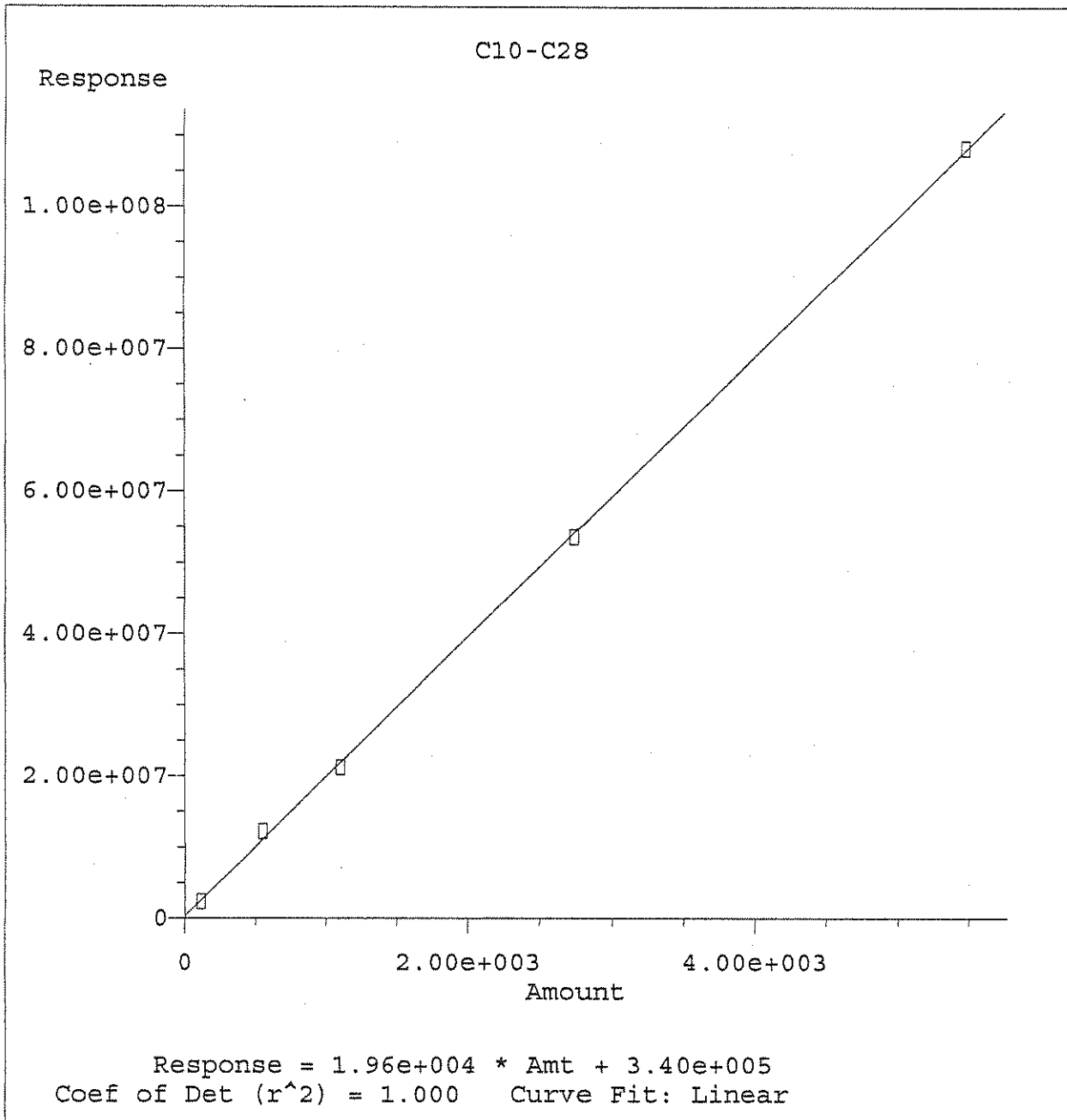
C9-C36

Response



Response = 1.86e+004 * Amt + 4.50e+006
Coef of Det (r^2) = 1.000 Curve Fit: Linear

Method Name: Q:\SVOA\TPH_GC2\METHODS\8100RBE.M
Calibration Table Last Updated: Thu Jul 20 05:17:00 2006



Method Name: Q:\SVOA\TPH_GC2\METHODS\8100RBE.M
 Calibration Table Last Updated: Thu Jul 20 05:17:00 2006

Quantitation Report

Data File : Q:\SVOA\TPH_GC2\DATA\071706\052R0101.D
 Acq On : 17 Jul 06 08:44 AM
 Sample : tph 10
 Misc :
 Quant Time: Jul 17 13:35 19106

Vial: 52
 Operator: [GC]A.MS
 Inst : GC2
 Multiplr: 1.00

Method : Q:\SVOA\TPH_GC2\METHODS\8100RBE.M
 Title : ELEMENT ID: 0502007
 Last Update : Thu Jul 20 05:17:00 2006
 Response via : Multiple Level Calibration

Volume Inj. : 1 ul
 Signal Phase : RTX-5MS
 Signal Info : 0.25

Compound	R.T.	Response	Conc Units

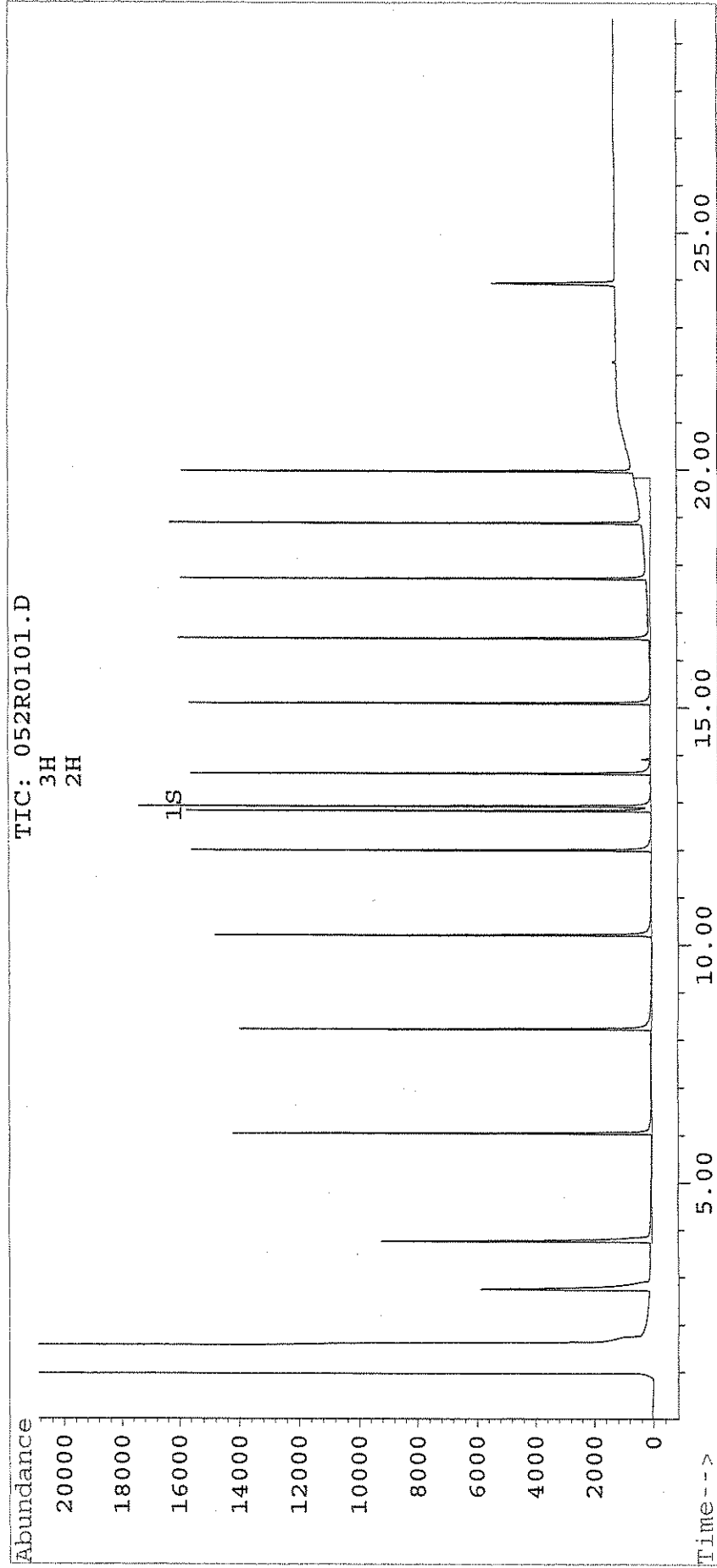
System Monitoring Compounds			
1) S O-Terphenyl	12.92f	237967	4.195 ppm
	Recovery	=	4.20%
Target Compounds			
2) H C9-C36	13.63	7432496	172.491 ppm
3) H C10-C28	13.63	2864439	134.387 ppm

Quantitation Report

Data File : Q:\SVOA\TPH_GC2\DATA\071706\052R0101.D Vial: 52
Acq On : 17 Jul 06 08:44 AM Operator: [GC]A.MS
Sample : tph 10 Inst : GC2
Misc : Multiplr: 1.00
Quant Time: Jul 17 13:35 19106

Method : Q:\SVOA\TPH_GC2\METHODS\8100RBE.M
Title : ELEMENT ID: 0502007
Last Update : Thu Jul 20 05:17:00 2006
Response via : Multiple Level Calibration

Volume Inj. : 1 ul
Signal Phase : RTX-5MS
Signal Info : 0.25



595

Quantitation Report

Data File : Q:\SVOA\TPH_GC2\DATA\071706\053R0101.D
 Acq On : 17 Jul 06 09:16 AM
 Sample : tph 50
 Misc :
 Quant Time: Jul 17 13:41 19106

Vial: 53
 Operator: [GC]A.MS
 Inst : GC2
 Multiplr: 1.00

Method : Q:\SVOA\TPH_GC2\METHODS\8100RBE.M
 Title : ELEMENT ID: 0502007
 Last Update : Thu Jul 20 05:17:00 2006
 Response via : Multiple Level Calibration

Volume Inj. : 1 ul
 Signal Phase : RTX-5MS
 Signal Info : 0.25

Compound	R.T.	Response	Conc Units

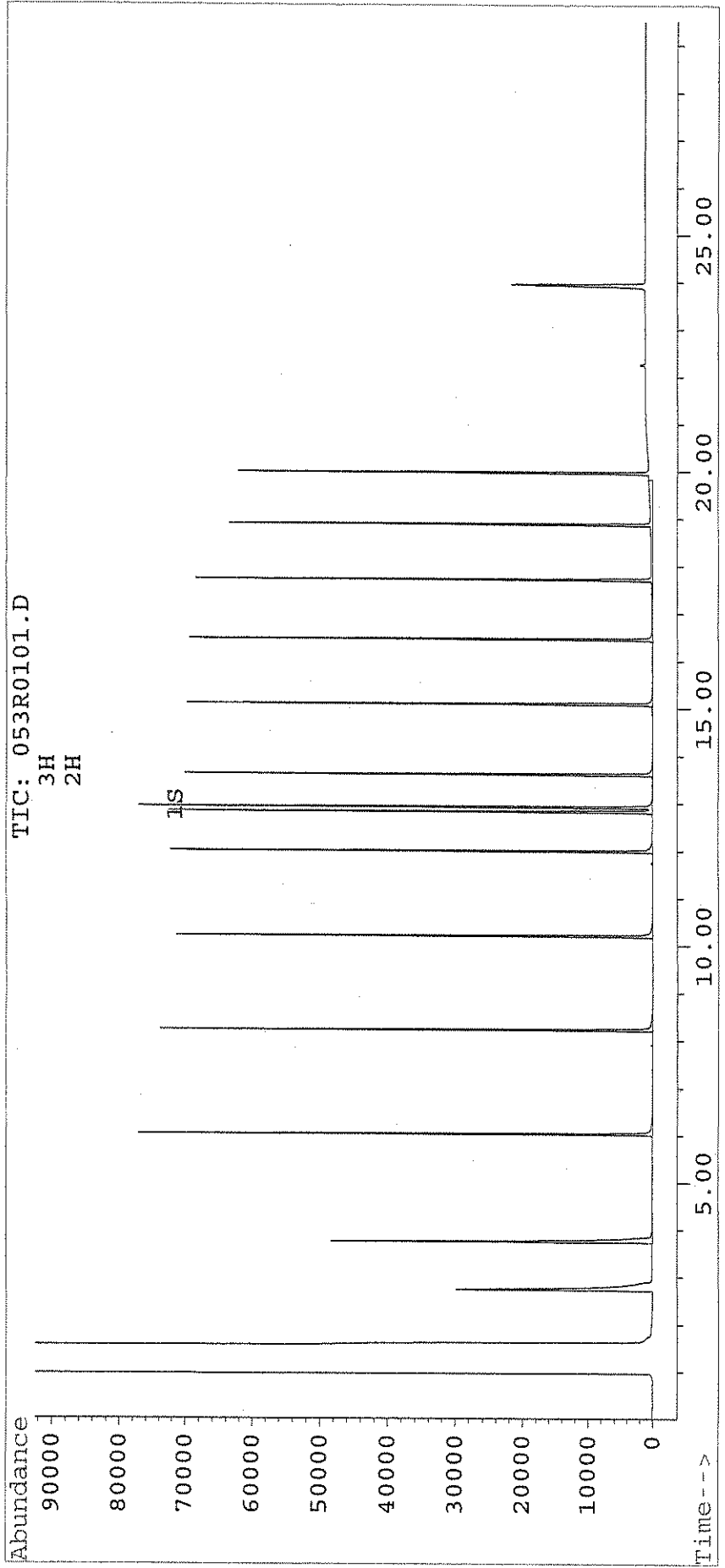
System Monitoring Compounds			
1) S O-Terphenyl	12.93f	1168545	54.095 ppm
	Recovery	=	54.10%
Target Compounds			
2) H C9-C36	13.63	19029766	793.909 ppm
3) H C10-C28	13.63	12206788	610.968 ppm

Quantitation Report

Data File : Q:\SVOA\TPH_GC2\DATA\071706\053R0101.D Vial: 53
Acq On : 17 Jul 06 09:16 AM Operator: [GC]A.MS
Sample : tph 50 Inst : GC2
Misc : Multiplr: 1.00
Quant Time: Jul 17 13:41 19106

Method : Q:\SVOA\TPH_GC2\METHODS\8100RBE.M
Title : ELEMENT ID_0502007
Last Update : Thu Jul 20 05:17:00 2006
Response via : Multiple Level Calibration

Volume Inj. : 1 ul
Signal Phase : RTX-5MS
Signal Info : 0.25



Quantitation Report

Data File : Q:\SVOA\TPH_GC2\DATA\071706\054R0101.D
 Acq On : 17 Jul 06 09:52 AM
 Sample : tph 100
 Misc :
 Quant Time: Jul 17 13:36 19106

Vial: 54
 Operator: [GC]A.MS
 Inst : GC2
 Multiplr: 1.00

Method : Q:\SVOA\TPH_GC2\METHODS\8100RBE.M
 Title : ELEMENT ID: 0502007
 Last Update : Thu Jul 20 05:17:00 2006
 Response via : Multiple Level Calibration

Volume Inj. : 1 ul
 Signal Phase : RTX-5MS
 Signal Info : 0.25

Compound	R.T.	Response	Conc Units

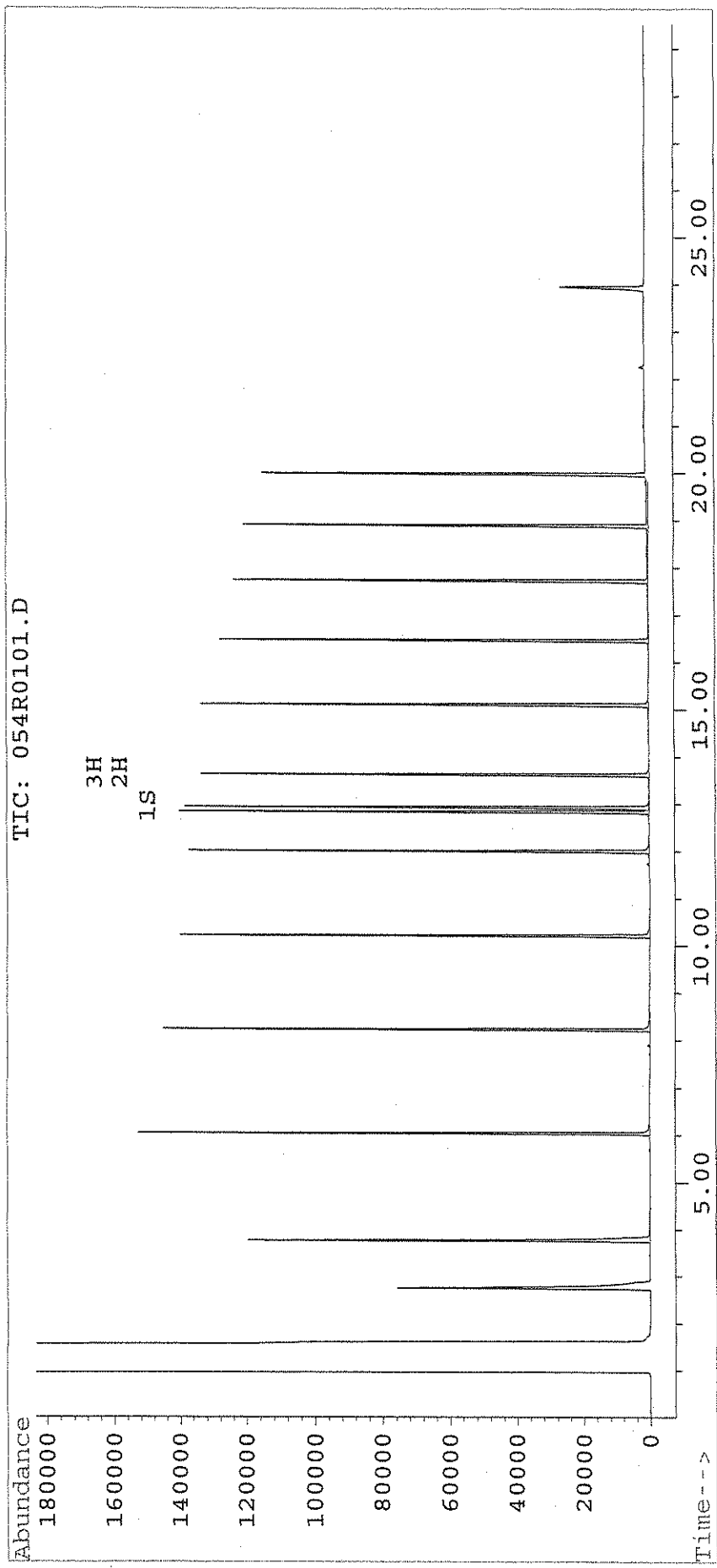
System Monitoring Compounds			
1) S O-Terphenyl	12.95	2835014	141.722 ppm
		Recovery =	141.72%
Target Compounds			
2) H C9-C36	13.63	39017656	1840.082 ppm
3) H C10-C28	13.63	28980302	1456.178 ppm

Quantitation Report

Data File : Q:\SVOA\TPH_GC2\DATA\071706\054R0101.D Vial: 54
Acq On : 17 Jul 06 09:52 AM Operator: [GC]A.MS
Sample : tph 100 Inst : GC2
Misc : Multiplr: 1.00
Quant Time: Jul 17 13:36 19106

Method : Q:\SVOA\TPH_GC2\METHODS\8100RBE.M
Title : ELEMENT ID: 0502007
Last Update : Thu Jul 20 05:17:00 2006
Response via : Multiple Level Calibration

Volume Inj. : 1 ul
Signal Phase : RTX-5MS
Signal Info : 0.25



Quantitation Report

Data File : Q:\SVOA\TPH_GC2\DATA\071706\055R0101.D
 Acq On : 17 Jul 06 10:28 AM
 Sample : tph 250
 Misc :
 Quant Time: Jul 17 13:37 19106

Vial: 55
 Operator: [GC]A.MS
 Inst : GC2
 Multiplr: 1.00

Method : Q:\SVOA\TPH_GC2\METHODS\8100RBE.M
 Title : ELEMENT ID: 0502007
 Last Update : Thu Jul 20 05:17:00 2006
 Response via : Multiple Level Calibration

Volume Inj. : 1 ul
 Signal Phase : RTX-5MS
 Signal Info : 0.25

Compound	R.T.	Response	Conc Units

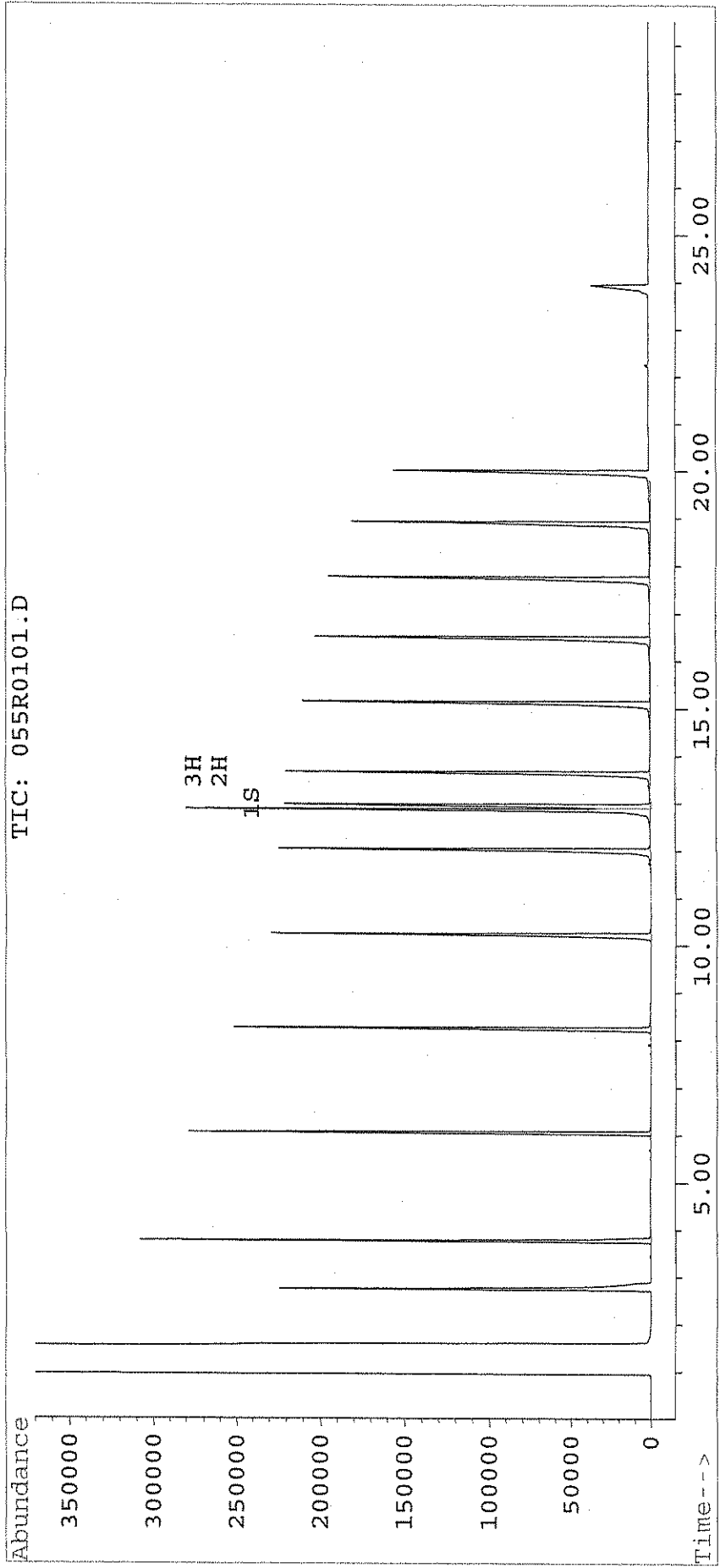
System Monitoring Compounds			
1) S O-Terphenyl	12.98f	6682999	344.454 ppm m
	Recovery	=	344.45%
Target Compounds			
2) H C9-C36	13.63	91153843	4591.965 ppm
3) H C10-C28	13.63	73153624	3669.220 ppm

Quantitation Report

Data File : Q:\SVOA\TPH_GC2\DATA\071706\055R0101.D Vial: 55
Acq On : 17 Jul 06 10:28 AM Operator: [GC]A.MS
Sample : tph 250 Inst : GC2
Misc : Multiplr: 1.00
Quant Time: Jul 17 13:37 19106

Method : Q:\SVOA\TPH_GC2\METHODS\8100RBE.M
Title : ELEMENT ID: 0502007
Last Update : Thu Jul 20 05:17:00 2006
Response via : Multiple Level Calibration

Volume Inj. : 1 ul
Signal Phase : RTX-5MS
Signal Info : 0.25



Quantitation Report

Data File : Q:\SVOA\TPH_GC2\DATA\071706\056R0101.D
 Acq On : 17 Jul 06 11:04 AM
 Sample : tph 500
 Misc :
 Quant Time: Jul 17 13:38 19106

Vial: 56
 Operator: [GC]A.MS
 Inst : GC2
 Multiplr: 1.00

Method : Q:\SVOA\TPH_GC2\METHODS\8100RBE.M
 Title : ELEMENT ID: 0502007
 Last Update : Thu Jul 20 05:17:00 2006
 Response via : Multiple Level Calibration

Volume Inj. : 1 ul
 Signal Phase : RTX-5MS
 Signal Info : 0.25

Compound	R.T.	Response	Conc Units

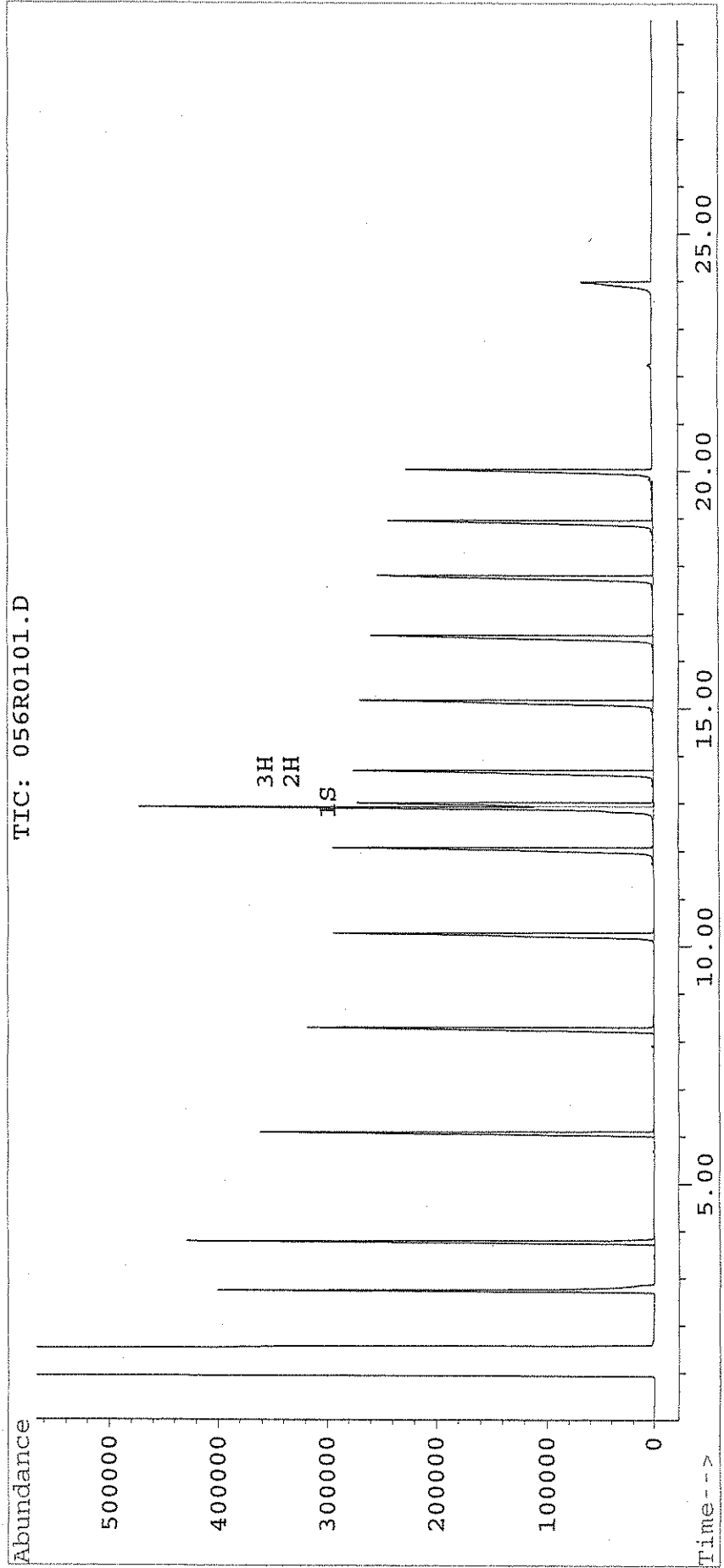
System Monitoring Compounds			
1) S O-Terphenyl	13.01f	9284610	460.119 ppm m
		Recovery =	460.12%
Target Compounds			
2) H C9-C36	13.63	143193472	7038.716 ppm
3) H C10-C28	13.63	116744004	5597.929 ppm

Quantitation Report

Data File : Q:\SVOA\TPH_GC2\DATA\071706\056R0101.D Vial: 56
Acq On : 17 Jul 06 11:04 AM Operator: [GC]A.MS
Sample : tph 500 Inst : GC2
Misc : Multiplr: 1.00
Quant Time: Jul 17 13:38 19106

Method : Q:\SVOA\TPH_GC2\METHODS\8100RBE.M
Title : ELEMENT ID: 0502007
Last Update : Thu Jul 20 05:17:00 2006
Response via : Multiple Level Calibration

Volume Inj. : 1 ul
Signal Phase : RTX-5MS
Signal Info : 0.25



Quantitation Report

Data File : Q:\SVOA\TPH_GC2\DATA\071706\059R0102.D
 Acq On : 17 Jul 06 04:12 PM
 Sample : TPH SS NEW
 Misc :
 Quant Time: Jul 18 6:28 19106

Vial: 59
 Operator: [GC]A.MS
 Inst : GC2
 Multiplr: 1.00

TV= 50

Method : Q:\SVOA\TPH_GC2\METHODS\8100RBE.M
 Title : ELEMENT ID: 0502007
 Last Update : Thu Jul 20 05:17:00 2006
 Response via : Multiple Level Calibration

Volume Inj. : 1 ul
 Signal Phase : RTX-5MS
 Signal Info : 0.25

Compound	R.T.	Response	Conc Units

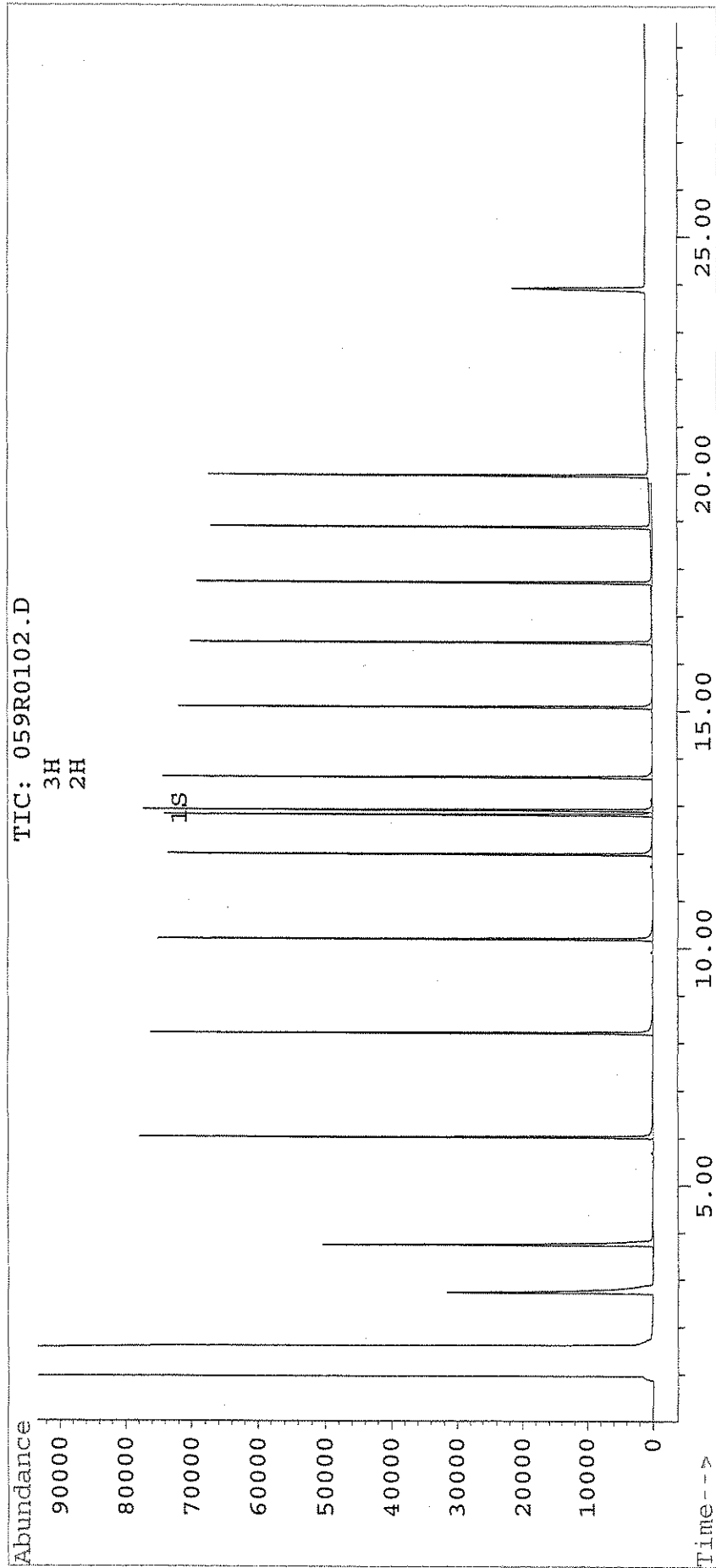
System Monitoring Compounds			
1) S O-Terphenyl	12.91f	1187652	53.028 ppm
	Recovery	=	53.03%
Target Compounds			
2) H C9-C36	13.63	19123648	785.727 ppm
3) H C10-C28	13.63	12532958	622.734 ppm

Quantitation Report

Data File : Q:\SVOA\TPH_GC2\DATA\071706\059R0102.D Vial: 59
Acq On : 17 Jul 06 04:12 PM Operator: [GC]A.MS
Sample : TPH SS NEW Inst : GC2
Misc : Multiplr: 1.00
Quant Time: Jul 18 6:28 19106

Method : Q:\SVOA\TPH_GC2\METHODS\8100RBE.M
Title : ELEMENT ID: 0502007
Last Update : Thu Jul 20 05:17:00 2006
Response via : Multiple Level Calibration

Volume Inj. : 1 ul
Signal Phase : RTX-5MS
Signal Info : 0.25



ESS LABORATORY
GC2 Rear RUN LOG

COLUMN DB5MS

BATCH DATE	VIAL #	FILE #	LAB ID	METHOD	COMMENTS/DILUTION/STANDARD ID	ANALYST
7/14/06	57	57	0607141-04	8100RBD	✓	JLS
	58	58	-03		✓	
	59	59	-01		✓	
7/14/06	60	60	TPH50	8100RBD	✓ 6610018	JLS
7/15/06	51	661506-51	TPH 50	8100RBD		VJL
	52	-52	B661419-BIK1		RR	
	53	-53	B661419-BS1			
	54	-54	B661419-BS2			
	55	-55	0607185-01			
	56	-56	0607186-01			
	57	-57	0607170-01			
	58	-58	B661419-MS1			
	59	-59	B661419-MS2			
	60	-60	0607170-02			
	61	-61	0607170-03		RR	
	62	-62	Solvent	✓		
7/15/06	63	63	TPH50	8100RBD	X	VJL
7/17/06	51	51	TPH50	8100RBE		JLS
	52	52	10		✓ 6613041	
	53	53	50		✓ 42	
	54	54	100		✓ 43	
	55	55	250		✓ 44	
	56	56	500		✓ 6613045	
7/17/06	57	57	50SS	8100RBE	X	JLS
	58	58	50SS	8100RBE	X	JLS
	59	59	TPH SS New	8100RBE	✓ 6617092	JLS
	51	6617092-51	B661428-BIK1	8100RBE	✓	JLS
7/17/06	52	6617092-51	-BS1	8100RBE	✓	JLS

Control Number: 60.0003-0601A

PAGE _____

ANALYSIS SEQUENCE

BPH0107

Instrument: SVOAGC2

Calibration ID: UNASSIGNED 8100 RBE

Lab Number	Analysis	Container	Order	Position	STD ID	ISTD ID	Client
BPH0107-CCV1	QC		1		6G18035		
0607173-04	TPH: 8100M TPH/GCFID	A	2				MACTEC Engineering & Consulting, In
0607173-01	TPH: 8100M TPH/GCFID	A	3				MACTEC Engineering & Consulting, In
0607173-09	TPH: 8100M TPH/GCFID	A	4				MACTEC Engineering & Consulting, In
BPH0107-CCV2	QC		5		6G18035		
0607173-02	TPH: 8100M TPH/GCFID	A	6				MACTEC Engineering & Consulting, In
0607173-03	TPH: 8100M TPH/GCFID	A	7				MACTEC Engineering & Consulting, In
BG61427-MS1	QC		8				
BG61427-MSD1	QC		9				
0607173-15	TPH: 8100M TPH/GCFID	A	10				MACTEC Engineering & Consulting, In
BG61720-BLK1	QC		11				
BG61720-BS1	QC		12				
BG61720-BSD1	QC		13				
BPH0107-CCV3	QC		14		6G18035		

Samples Loaded By

Date

Data Processed By

Date

Quantitation Report

Data File : Q:\SVOA\TPH_GC2\DATA\071706A\070R0101.D Vial: 70
 Acq On : 18 Jul 06 05:42 AM Operator: [GC]TA.MS
 Sample : TPH 50 Inst : GC2
 Misc : Multiplr: 1.00
 Quant Time: Jul 18 6:27 19106

Method : Q:\SVOA\TPH_GC2\METHODS\8100RBE.M
 Title : ELEMENT ID: 0502007
 Last Update : Thu Jul 20 05:17:00 2006
 Response via : Multiple Level Calibration

Volume Inj. : 1 ul
 Signal Phase : RTX-5MS
 Signal Info : 0.25

Compound	R.T.	Response	Conc Units

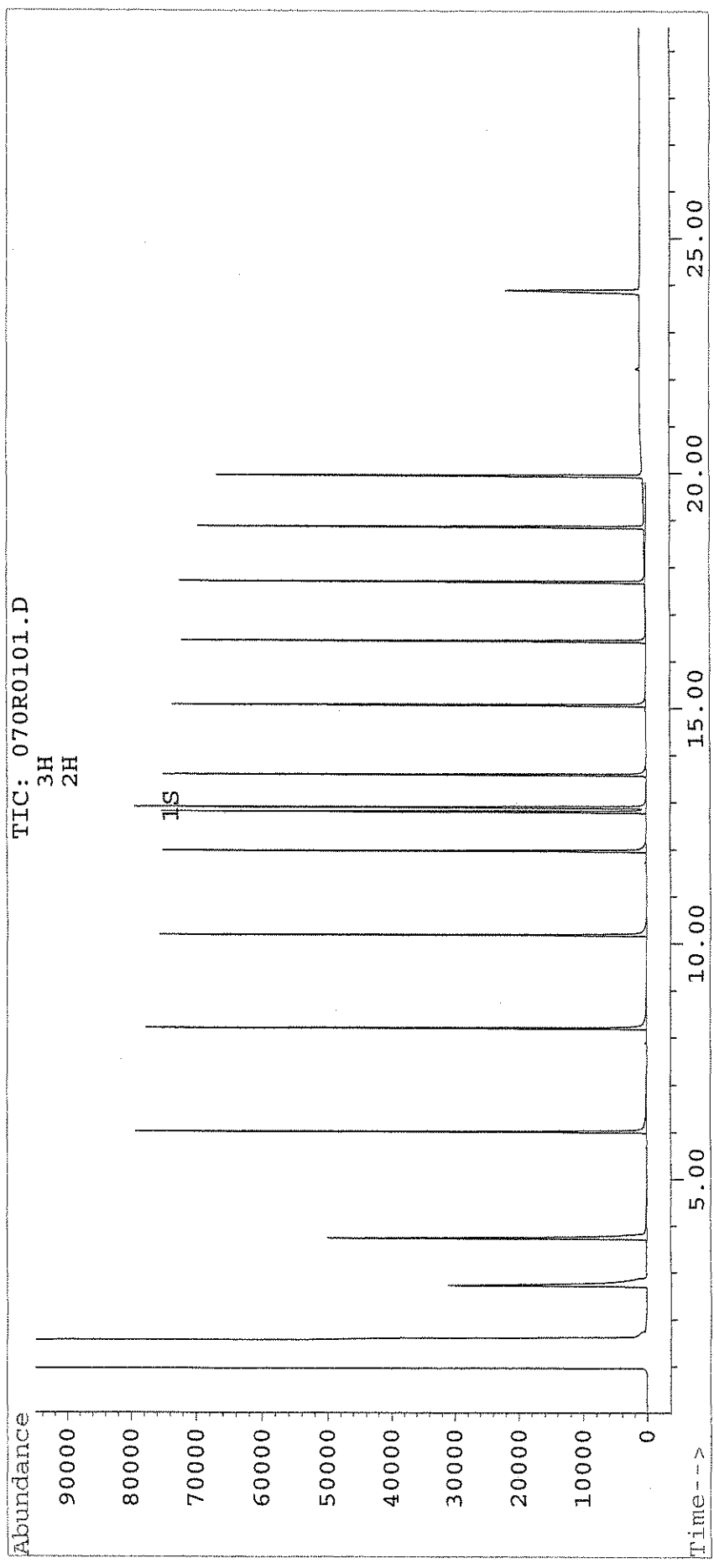
System Monitoring Compounds			
1) S O-Terphenyl	12.90f	1251618	56.477 ppm
	Recovery	=	56.48%
Target Compounds			
2) H C9-C36	13.63	18976580	777.827 ppm
3) H C10-C28	13.63	12849027	638.877 ppm

Quantitation Report

Data File : Q:\SVOA\TPH_GC2\DATA\071706A\070R0101.D Vial: 70
Acq On : 18 Jul 06 05:42 AM Operator: [GC]TA.MS
Sample : TPH 50 Inst : GC2
Misc : Multiplr: 1.00
Quant Time: Jul 18 6:27 19106

Method : Q:\SVOA\TPH_GC2\METHODS\8100RBE.M
Title : ELEMENT ID: 0502007
Last Update : Thu Jul 20 05:17:00 2006
Response via : Multiple Level Calibration

Volume Inj. : 1 ul
Signal Phase : RTX-5MS
Signal Info : 0.25



605

Quantitation Report

Data File : Q:\SVOA\TPH_GC2\DATA\071706A\080R0101.D
 Acq On : 18 Jul 06 12:16 PM
 Sample : TPH50
 Misc :
 Quant Time: Jul 18 13:14 19106

Vial: 80
 Operator: [GC]TA.MS
 Inst : GC2
 Multiplr: 1.00

Method : Q:\SVOA\TPH_GC2\METHODS\8100RBE.M
 Title : ELEMENT ID: 0502007
 Last Update : Thu Jul 20 05:17:00 2006
 Response via : Multiple Level Calibration

Volume Inj. : 1 ul
 Signal Phase : RTX-5MS
 Signal Info : 0.25

Compound	R.T.	Response	Conc Units

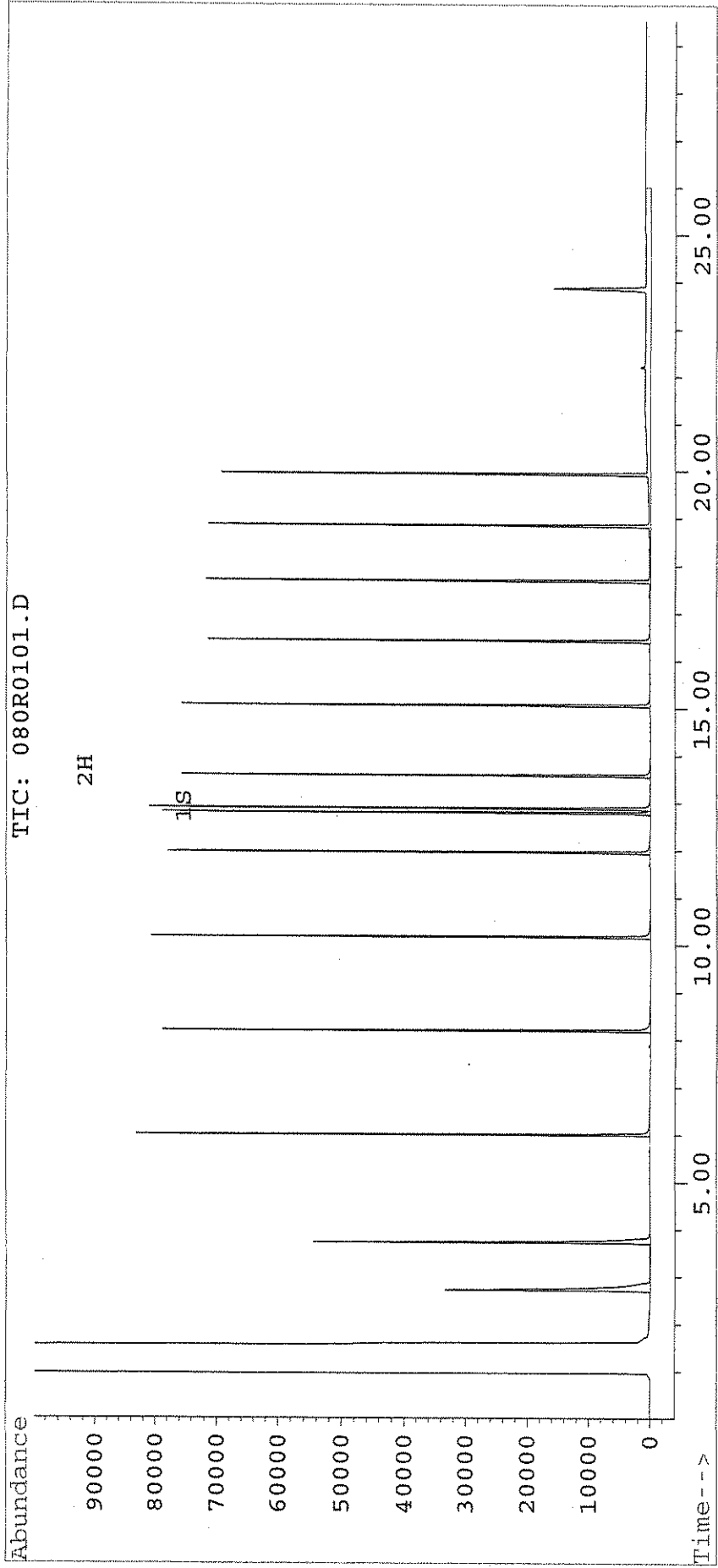
System Monitoring Compounds			
1) S O-Terphenyl	12.90f	1288234	58.452 ppm
		Recovery =	58.45%
Target Compounds			
2) H C9-C36	13.63	18960530	776.964 ppm
3) H C10-C28	0.00	0	N.D. ppm

Quantitation Report

Data File : Q:\SVOA\TPH_GC2\DATA\071706A\080R0101.D Vial: 80
Acq On : 18 Jul 06 12:16 PM Operator: [GC]TA.MS
Sample : TPH50 Inst : GC2
Misc : Multiplr: 1.00
Quant Time: Jul 18 13:14 19106

Method : Q:\SVOA\TPH_GC2\METHODS\8100RBE.M
Title : ELEMENT ID: 0502007
Last Update : Thu Jul 20 05:17:00 2006
Response via : Multiple Level Calibration

Volume Inj. : 1 ul
Signal Phase : RTX-5MS
Signal Info : 0.25



Quantitation Report

Data File : Q:\SVOA\TPH_GC2\DATA\GC0706\071706A\093R0101.D Vial: 93
 Acq On : 18 Jul 06 08:44 PM Operator: [GC]TA.MS
 Sample : TPH50 Inst : GC2
 Misc : Multiplr: 1.00
 Quant Time: Jul 19 9:32 19106

Method : Q:\SVOA\TPH_GC2\METHODS\8100RBE.M
 Title : ELEMENT ID: 0502007
 Last Update : Thu Jul 20 05:17:00 2006
 Response via : Multiple Level Calibration

Volume Inj. : 1 ul
 Signal Phase : RTX-5MS
 Signal Info : 0.25

Compound	R.T.	Response	Conc Units

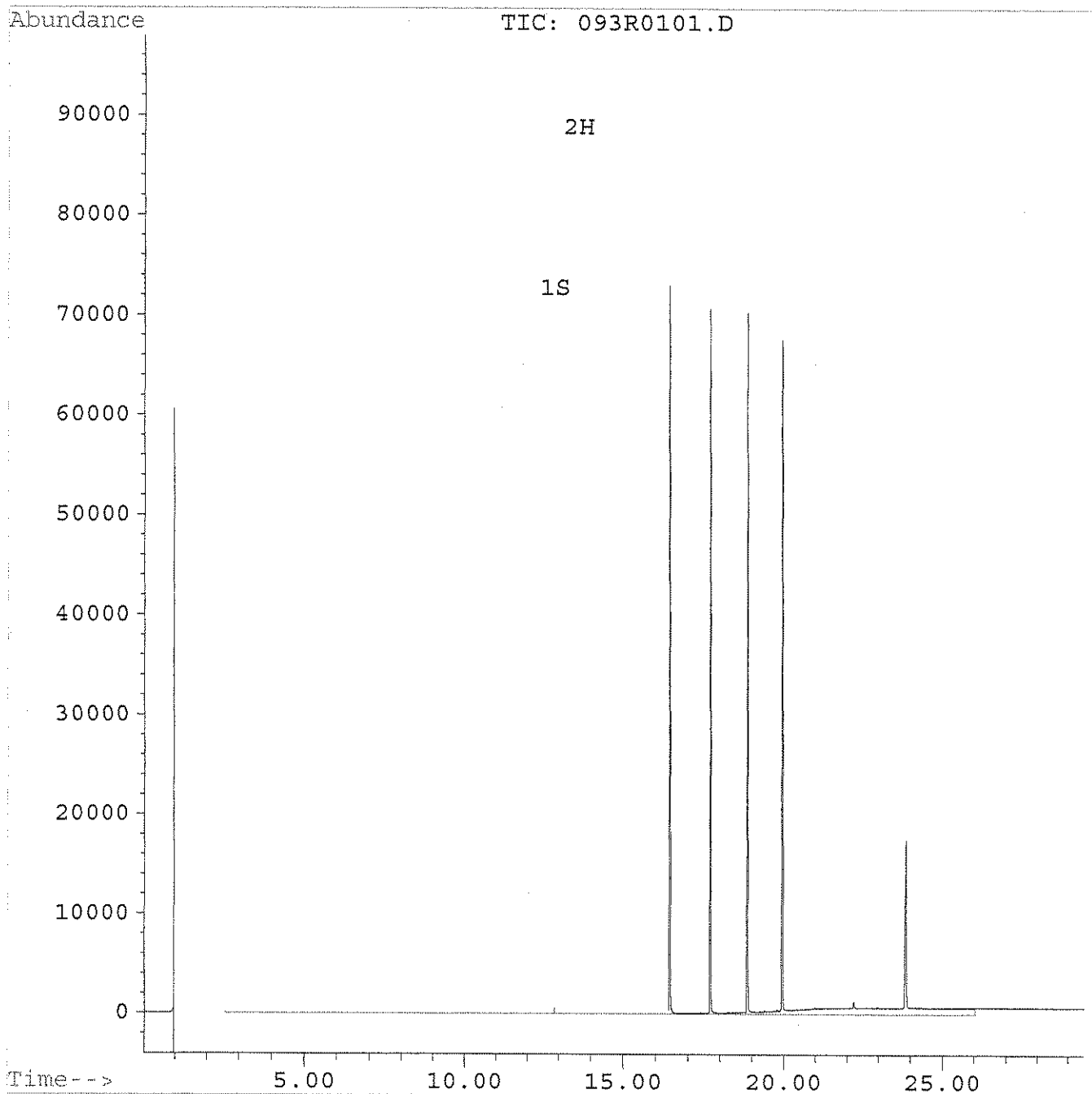
System Monitoring Compounds			
1) S O-Terphenyl	12.90f	1273942	57.681 ppm m
		Recovery =	57.68%
Target Compounds			
2) H C9-C36	13.63	19309899	795.733 ppm
3) H C10-C28	0.00	0	N.D. ppm

Quantitation Report

Data File : Q:\SVOA\TPH_GC2\DATA\GC0706\071706A\093R0101.D Vial: 93
Acq On : 18 Jul 06 08:44 PM Operator: [GC]TA.MS
Sample : TPH50 Inst : GC2
Misc : Multiplr: 1.00
Quant Time: Jul 19 9:32 19106

Method : Q:\SVOA\TPH_GC2\METHODS\8100RBE.M
Title : ELEMENT ID: 0502007
Last Update : Thu Jul 20 05:17:00 2006
Response via : Multiple Level Calibration

Volume Inj. : 1 ul
Signal Phase : RTX-5MS
Signal Info : 0.25



COLUMN DB5MS

BATCH DATE	VIAL #	FILE #	LAB ID	METHOD	COMMENTS/DILUTION/STANDARD ID	ANALYST
7/17/06	53	60717002 53	BG61428-BSD1	800RBE	✓	JCS
	54	54	060719AD1		✓	
	55	55	BG61415-B114		✓	
	56	56	BG61415-B51		✓	
	57	57	BG61415-BSD1		✓	
	58	58	0607164-19		✓	
	59	59	0607186-01		✓	
	60	60	0607185-01		✓	
	61	61	0607164-01		✓	
	62	62	-01MSI		✓	
	63	63	-01MSI		✓	
	64	64	-10		✓	
	65	65	-11		✓	
	66	66	-12		✓	
	67	67	-15		✓	
	68	68	0607164-16		✓	
	69	69	Solvent			
7/17/06	70	70	TPH50	800RBE	✓ 6618035	
7/18/06	71	71	0607164-20		✓	
	72	72	-21		✓	
	73	73	-22		✓	
	74	74	-24		✓	
	75	75	0607164-23		✓	
	76	76	0607173-04		✓	
	77	77	-01		✓	
	78	78	-09		✓	
	79	79	Solvent			
7/18/06	80	80	TPH50	800RBE	✓ 6618035	JCS

Control Number: 60.0003-0601A

PAGE _____

GC2 Rear RUN LOG

COLUMN DB5MS

BATCH DATE	VIAL #	FILE #	LAB ID	METHOD	COMMENTS/DILUTION/STANDARD ID	ANALYST
7/18/06	81	81	0607173-02	8100RBE 8100FCT	✓	JCS
	82	82	83		✓	
	83	83	03MSDI		✓	
	84	84	03MSI		✓	
	85	85	RG161722-B111		✓	
	86	86	-BSI		✓	
	87	87	-BSDI		✓	
	88	88	0607187-01		✓	
	89	89	0607173-15		✓	
	90	90	RG161720-B111		✓	
	91	91	-BSI		✓	
	92	92	-BSDI		✓	
7/18/06	93	93	TPH 50	8100RBE 8100FCT	✓ 6618035	JCS
7/18/06	94	954	JCS 7/19/06 0607173-12		(RE) Power failure Computer error	
	95	95	-12MS			
	96	96	-12MSD			
	97	97	-14			
	98	98	-16			
	99	99	-17			
	100	100	0607173-18		(RE)	
7/18/06	93	93	TPH 50	8100RBE 8100FCT	✓ 6618035	JCS
7/19/06	51	51	TPH 50	8100RBE		SK
	52	52	TPH 50	✓	6619043	
	94	94	0607173-12		✓	
	95	95	12MS		✓	
	96	96	12MSD		✓ Contamination	
	97	97	14		✓	
7/19/06	98	98	16	8100RBE	✓	SK

Control Number: 60.0003-0601A

PAGE _____

ANALYSIS SEQUENCE

BPH0106

Instrument: SVOAGC2

Calibration ID: UNASSIGNED 8100RBE

Lab Number	Analysis	Container	Order	Position	STD ID	ISTD ID	Client
BPH0106-CCV1	QC		1		6G19043		
0607173-12	TPH: 8100M TPH/GCFID	A	2				MACTEC Engineering & Consulting, In
BG61720-MS1	QC		3				
BG61720-MSD1	QC		4				
0607173-14	TPH: 8100M TPH/GCFID	A	5				MACTEC Engineering & Consulting, In
0607173-16	TPH: 8100M TPH/GCFID	A	6				MACTEC Engineering & Consulting, In
0607173-17	TPH: 8100M TPH/GCFID	A	7				MACTEC Engineering & Consulting, In
0607173-18	TPH: 8100M TPH/GCFID	A	8				MACTEC Engineering & Consulting, In
0607173-05	TPH: 8100M TPH/GCFID	A	9				MACTEC Engineering & Consulting, In
0607173-06	TPH: 8100M TPH/GCFID	A	10				MACTEC Engineering & Consulting, In
0607173-07	TPH: 8100M TPH/GCFID	A	11				MACTEC Engineering & Consulting, In
0607173-08	TPH: 8100M TPH/GCFID	A	12				MACTEC Engineering & Consulting, In
0607173-10	TPH: 8100M TPH/GCFID	A	13				MACTEC Engineering & Consulting, In
0607173-11	TPH: 8100M TPH/GCFID	A	14				MACTEC Engineering & Consulting, In
0607173-13	TPH: 8100M TPH/GCFID	A	15				MACTEC Engineering & Consulting, In
BPH0106-CCV2	QC		16		6G19043		

Samples Loaded By

Date

Data Processed By

Date

Quantitation Report

Data File : Q:\SVOA\TPH_GC2\DATA\GC0706\071906\061R0301.D Vial: 61
 Acq On : 19 Jul 06 08:56 PM Operator: [GC]A.MS
 Sample : TPH50 Inst : GC2
 Misc : Multiplr: 1.00
 Quant Time: Jul 20 5:17 19106

Method : Q:\SVOA\TPH_GC2\METHODS\8100RBE.M
 Title : ELEMENT ID: 0502007
 Last Update : Thu Jul 20 05:17:00 2006
 Response via : Multiple Level Calibration

Volume Inj. : 1 ul
 Signal Phase : RTX-5MS
 Signal Info : 0.25

Compound	R.T.	Response	Conc Units

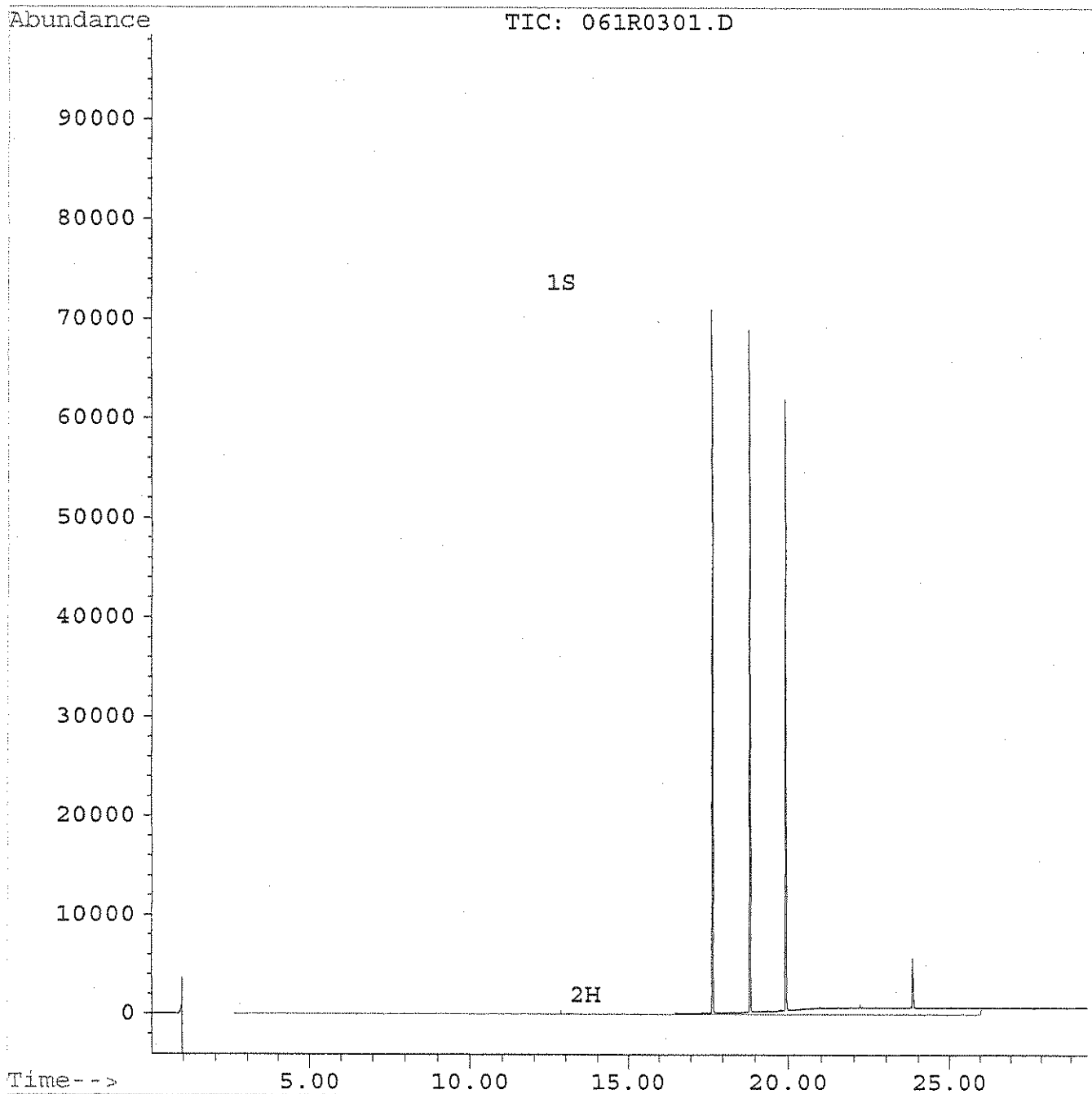
System Monitoring Compounds			
1) S O-Terphenyl	12.89	1275367	57.758 ppm
		Recovery =	57.76%
Target Compounds			
2) H C9-C36	13.63	17807360	715.015 ppm
3) H C10-C28	0.00	0	N.D. ppm

Quantitation Report

Data File : Q:\SVOA\TPH_GC2\DATA\GC0706\071906\061R0301.D Vial: 61
Acq On : 19 Jul 06 08:56 PM Operator: [GC]A.MS
Sample : TPH50 Inst : GC2
Misc : Multiplr: 1.00
Quant Time: Jul 20 5:17 19106

Method : Q:\SVOA\TPH_GC2\METHODS\8100RBE.M
Title : ELEMENT ID: 0502007
Last Update : Thu Jul 20 05:17:00 2006
Response via : Multiple Level Calibration

Volume Inj. : 1 ul
Signal Phase : RTX-5MS
Signal Info : 0.25



Quantitation Report

Data File : Q:\SVOA\TPH_GC2\DATA\GC0706\071906\052R0101.D Vial: 52
 Acq On : 19 Jul 06 10:31 AM Operator: [GC]A.MS
 Sample : TPH50 Inst : GC2
 Misc : Multiplr: 1.00
 Quant Time: Jul 19 11:11 19106

Method : Q:\SVOA\TPH_GC2\METHODS\8100RBE.M
 Title : ELEMENT ID: 0502007
 Last Update : Thu Jul 20 05:17:00 2006
 Response via : Multiple Level Calibration

Volume Inj. : 1 ul
 Signal Phase : RTX-5MS
 Signal Info : 0.25

Compound	R.T.	Response	Conc Units

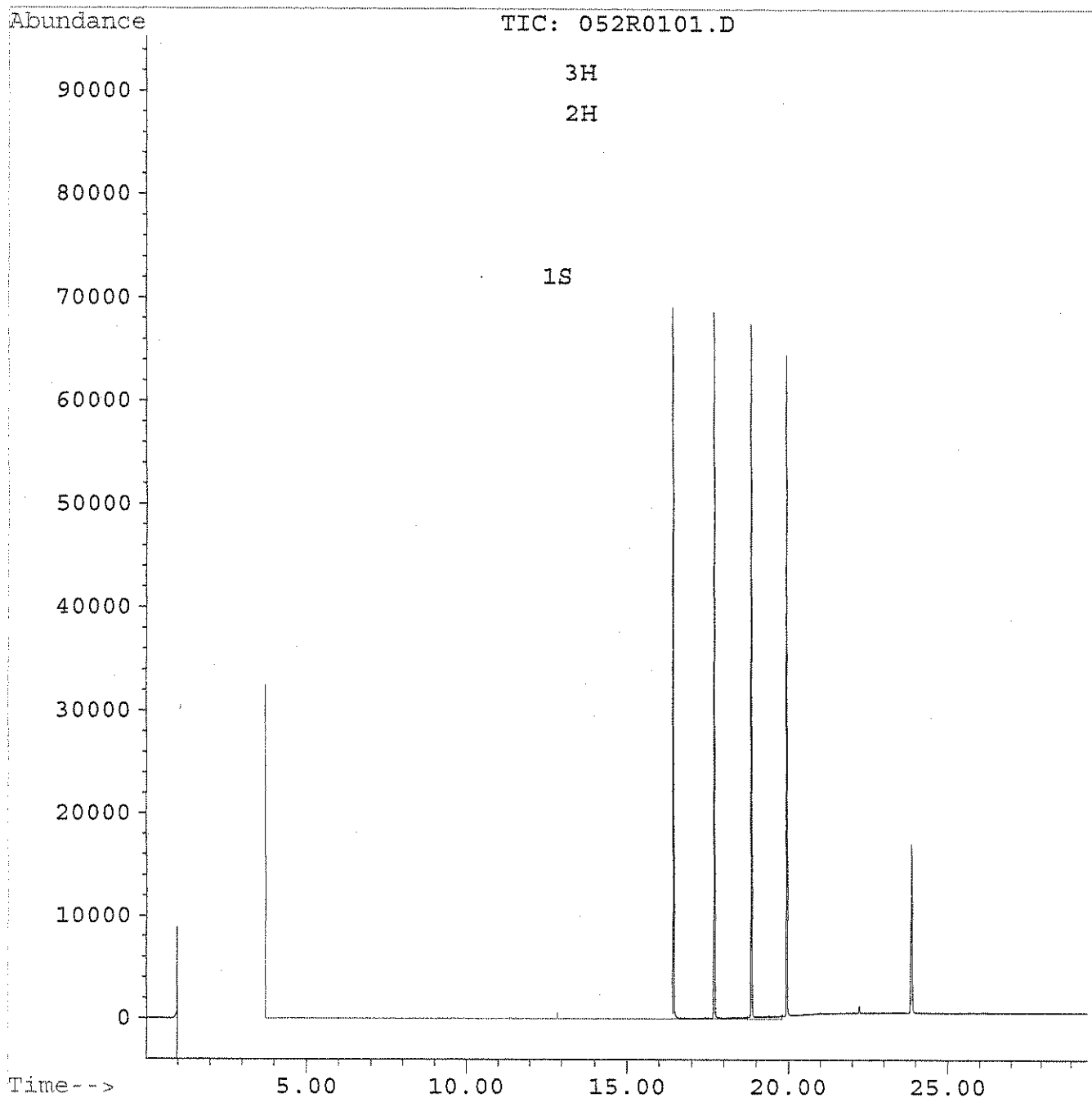
System Monitoring Compounds			
1) S O-Terphenyl	12.91f	1208626	54.159 ppm
	Recovery	=	54.16%
Target Compounds			
2) H C9-C36	13.63	17119326	678.053 ppm
3) H C10-C28	13.63	12188951	605.164 ppm

Quantitation Report

Data File : Q:\SVOA\TPH_GC2\DATA\GC0706\071906\052R0101.D Vial: 52
Acq On : 19 Jul 06 10:31 AM Operator: [GC]A.MS
Sample : TPH50 Inst : GC2
Misc : Multiplr: 1.00
Quant Time: Jul 19 11:11 19106

Method : Q:\SVOA\TPH_GC2\METHODS\8100RBE.M
Title : ELEMENT ID: 0502007
Last Update : Thu Jul 20 05:17:00 2006
Response via : Multiple Level Calibration

Volume Inj. : 1 ul
Signal Phase : RTX-5MS
Signal Info : 0.25



GC2 Rear RUN LOG

COLUMN DB5MS

BATCH DATE	VIAL #	FILE #	LAB ID	METHOD	COMMENTS/DILUTION/STANDARD ID	ANALYST
7/18/06	81	81	0607173-02	8100RBE	✓	JCS
	82	82	-03		✓	
	83	83	-03msd		✓	
	84	84	-03msl		✓	
	85	85	B6161722-BIKI		✓	
	86	86	-BSI		✓	
	87	87	-BSDI		✓	
	88	88	0607187-01		✓	
	89	89	0607173-15		✓	
	90	90	B6161720-BIKI		✓	
	91	91	-BSI		✓	
	92	92	-BSDI		✓	
7/18/06	93	93	TPH 50	8100RBE	✓ 6618035	JCS
7/18/06	94	954	JCS 7/19/06 0607173-12		Ⓟ Power failure Computer error	
	95	95	-12ms			
	96	96	-12msd			
	97	97	-14			
	98	98	-16			
	99	99	-17			
	100	100	0607173-18		Ⓟ	
7/18/06	93	93	TPH 50	8100RBE	✓ 6618035	JCS
7/19/06	51	51	TPH 50	8100RBE		SK
	52	52	TPH 50	✓	6619043	
	94	94	0607173-12		✓	
	95	95	12ms		✓	
	96	96	12msd		✓ Contamination	
	97	97	14		✓	
7/19/06	98	98	16	8100RBE	✓	SK

Control Number: 60.0003-0601A

PAGE _____

J n 8/10

GC2 Rear RUN LOG

COLUMN DB5MS

BATCH DATE	VIAL #	FILE #	LAB ID	METHOD	COMMENTS/DILUTION/STANDARD ID	ANALYST
7/19/06	99	99	0607173-17	8100RBE	✓	JSR
	100	100	18		✓	
	53	53	05		✓	
	54	54	06		✓	
	55	55	07		✓	
	56	56	08		✓	
	57	57	10		✓	
	58	58	11		✓	
	59	59	13		✓	
	60	60	SOLVENT			
	61	61	TPH SD		6619043	
	61	61	TPH SD		6619043 ✓ 6619043	
	62	62	B661914-B161		RR surr low	
	63	63	BS1			
	64	64	BS01			
	65	65	0607225-01		RR 10x	
	66	66	0607230-03		RR 10x	
	67	67	0607240-01		10x ✓ surr low RE ^{JSR} 11/20/06	
	68	68	0607191-01		10x x surr low RE RR NO MORE SAMPLE	
	69	69	Solvent			
	61	61	TPH SD		6619043	
7/19/06	61	61	TPH SD	8100RBE	6619043 ✓ surr high	JSR
7/20/06	51	51	TPH SD	8100RBE	6619043	JSR
	52	52	TPH SD	8100RBE	6619043	
	53	53	0607212-03		Re sample	
	54	54	-04		Re sample	
	55	55	Fuel #4			
7/20/06	56	56	Fuel #6	8100RBE		JSR

Control Number: 60.0003-0601A

PAGE _____

ANALYSIS SEQUENCE

BPH0108

Instrument: SVOAGC2

Calibration ID: UNASSIGNED 8100 FCL

Lab Number	Analysis	Container	Order	Position	STD ID	ISTD ID	Client
BPH0108-CCV1	QC		1		6G18035		
BG61427-BLK1	QC		2				
BG61427-BS1	QC		3				
BG61427-BSD1	QC		4				
BPH0108-CCV2	QC		5		6G18035		

Samples Loaded By

Date

Data Processed By

Date

Quantitation Report

Data File : Q:\SVOA\TPH_GC2\DATA\071706A\002F0101.D
 Acq On : 17 Jul 06 06:24 PM
 Sample : TPH 50
 Misc :
 Quant Time: Jul 17 19:08 19106

Vial: 2
 Operator: [GC]TA.MS
 Inst : GC2
 Multiplr: 1.00

Method : Q:\SVOA\TPH_GC2\METHODS\8100FCL.M
 Title : ELEMENT ID: 0502008
 Last Update : Fri Jul 21 06:41:51 2006
 Response via : Multiple Level Calibration

Volume Inj. : 1 ul
 Signal Phase : RTX-5MS
 Signal Info : 0.25

Compound	R.T.	Response	Conc Units

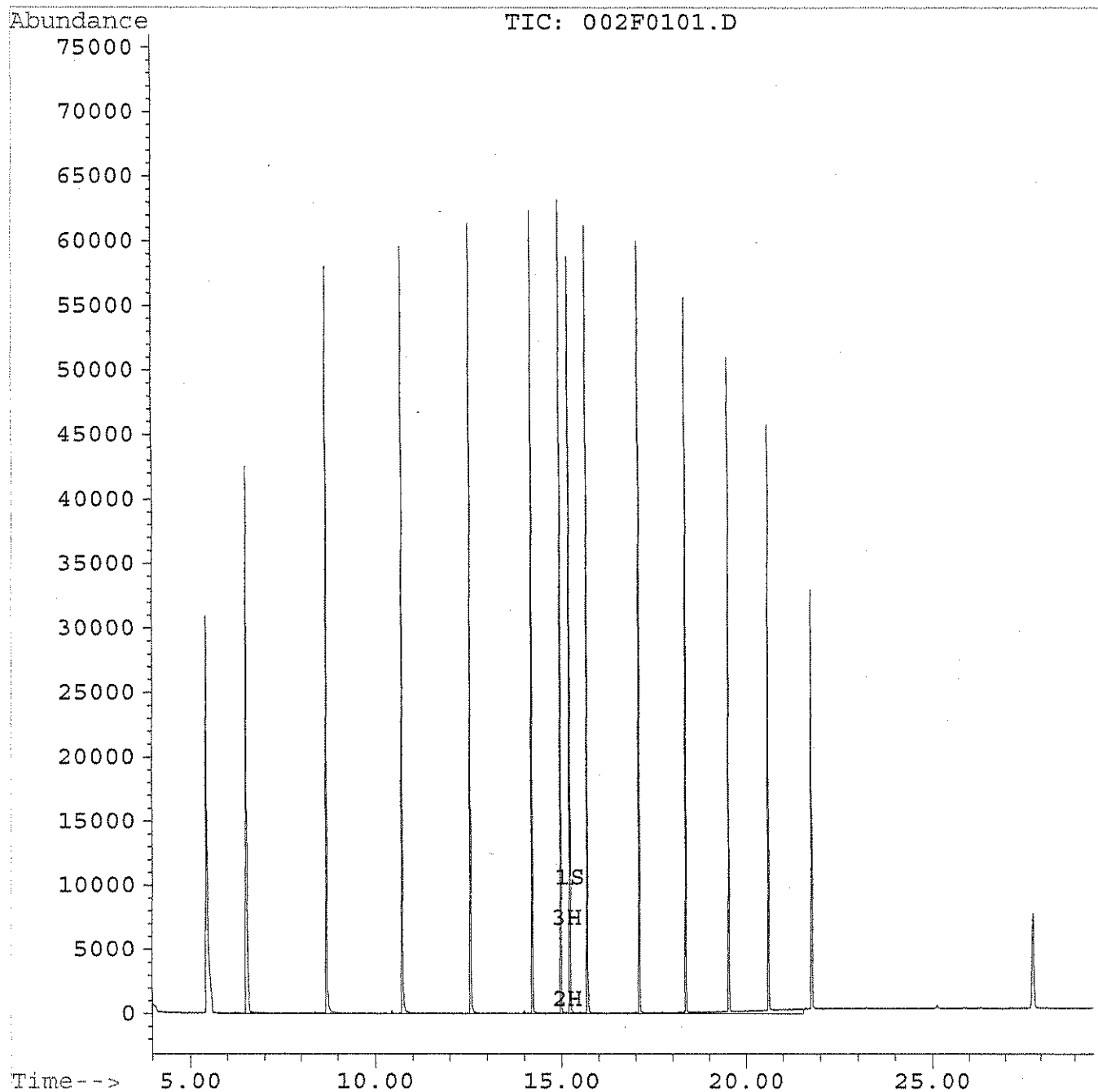
System Monitoring Compounds			
1) S O-Terphenyl	15.25f	873115	53.380 ppm
	Recovery	=	53.38%
Target Compounds			
2) H C9-C36	15.17	12753668	753.360 ppm
3) H C10-C28	15.17	9174573	570.680 ppm

Data File : Q:\SVOA\TPH_GC2\DATA\071706A\002F0101.D
Acq On : 17 Jul 06 06:24 PM
Sample : TPH 50
Misc :
Quant Time: Jul 17 19:08 19106

Vial: 2
Operator: [GC]TA.MS
Inst : GC2
Multiplr: 1.00

Method : Q:\SVOA\TPH_GC2\METHODS\8100FCL.M
Title : ELEMENT ID: 0502008
Last Update : Fri Jul 21 06:41:51 2006
Response via : Multiple Level Calibration

Volume Inj. : 1 ul
Signal Phase : RTX-5MS
Signal Info : 0.25



Quantitation Report

Data File : Q:\SVOA\TPH_GC2\DATA\071706A\016F0201.D Vial: 16
 Acq On : 18 Jul 06 03:19 AM Operator: [GC]TA.MS
 Sample : TPH 50 Inst : GC2
 Misc : Multiplr: 1.00
 Quant Time: Jul 18 5:26 19106

Method : Q:\SVOA\TPH_GC2\METHODS\8100FCL.M
 Title : ELEMENT ID: 0502008
 Last Update : Fri Jul 21 06:41:51 2006
 Response via : Multiple Level Calibration

Volume Inj. : 1 ul
 Signal Phase : RTX-5MS
 Signal Info : 0.25

Compound	R.T.	Response	Conc Units

System Monitoring Compounds			
1) S O-Terphenyl	15.24f	682566	41.730 ppm
	Recovery	=	41.73%
Target Compounds			
2) H C9-C36	15.17	11902061	691.860 ppm
3) H C10-C28	15.17	7598273	472.630 ppm

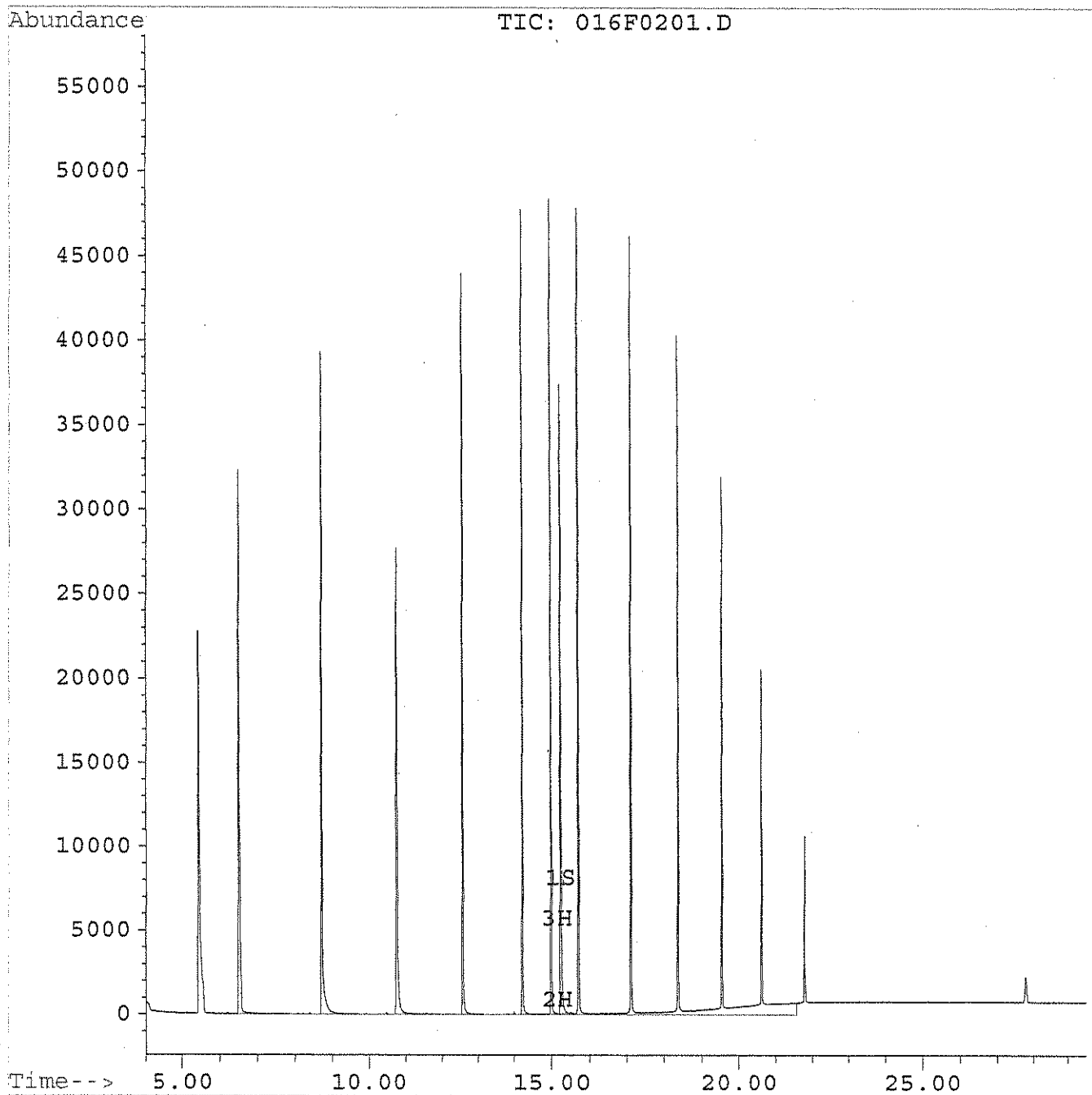
Quantitation Report

Data File : Q:\SVOA\TPH_GC2\DATA\071706A\016F0201.D
Acq On : 18 Jul 06 03:19 AM
Sample : TPH 50
Misc :
Quant Time: Jul 18 5:26 19106

Vial: 16
Operator: [GC]TA.MS
Inst : GC2
Multiplr: 1.00

Method : Q:\SVOA\TPH_GC2\METHODS\8100FCL.M
Title : ELEMENT ID: 0502008
Last Update : Fri Jul 21 06:41:51 2006
Response via : Multiple Level Calibration

Volume Inj. : 1 ul
Signal Phase : RTX-5MS
Signal Info : 0.25



COLUMN DB5MS

BATCH DATE	VIAL #	FILE #	LAB ID	METHOD	COMMENTS / DILUTION / STANDARD ID	ANALYST
7/17/06	6	6071706a 6	6007164-03	8100FCL	✓	JLS
	7	7	-04		✓	
	8	8	-05		✓	
	9	9	-06		✓	
	10	10	-07		✓	
	11	11	-08		✓	
	12	12	-09		✓	
	13	13	-13		✓	
	14	14	-18		✓	
	15	15	solvent			
7/17/06	16	6071706a 16	TPH50	8100FCL	✓ 6617082 18035 JS-7/18/06	JLS
7/18/06	17	17	Fuel Degradation		5FL7037	
	18	18	BG61810-B111		✓	
	19	19	BS1		✓	
	20	20	BS01		✓	
	21	21	-BS2		✓	
	22	22	-BS02		✓	
	23	23	0607162-04		✓	
	24	24	-01		✓	
	25	25	-02		✓	
	26	26	-05		✓	
	27	27	0607162-03		✓	
	28	28	solvent			
7/18/06	29	29	TPH50	8100FCL	✓ 6618035	JLS
	30	30	BG61810-B111		✓	
	31	31	-BS1		✓	
	32	32	-BS01		✓	
	33	33	0607208-01		✓	
	34	34	BG61810-MS1		✓	
7/18/06	35	35	BG61810-MS01	8100FCL	✓	JLS

CONTROL NUMBER 60.0002-0601A

PAGE _____

TPH
Logbooks

0607164
 Project #: 0607162
 Prep Date: 7/14/06
 Batch ID: TX 6561427
 Extraction Method: 35-1

Surrogate ID# Matrix Spike ID# Analytical Matrix: 30-1
 AGF06052 D608034 Extraction Time: Start: 19:00
 B: MA E6P21076 Finish: F

Split Extraction*
 * Half of the final extract volume (0.5ml) is exchanged into 5ml
 5ml hexane and transferred as Vol 1. The other half (0.5ml
 CH₂Cl₂) is transferred as Volume 2.

- Analysis Performed
- PCB
 - B/N SVOA
 - SVOA
 - LL PAH
 - PEST
 - TPH/GC
 - BIS-2
 - PAH

ESS ID	Vol(ml)/ Wt.(g)	Surrogate (ul or ml)	Matrix Spike (ul or ml)	Extract Vol (ml) Hex/CH ₂ Cl ₂	Transfer Vol #1 (ml) Hex/CH ₂ Cl ₂	Transfer Vol #2 (ml) Hex/CH ₂ Cl ₂	Transfer Date	Bath Temp (C)	pH	Discard Bottle #	Comments	1st Rvw Init.	Witness Init.	2nd Rvw Init.
TRB661427-01	20.3		MA			MA		20	MA	MA		MA	MA	3/15
-02	20.3		ID											
-03	20.3		ID											
-04	20.3		1E											
-05	20.3		1E											
0607162-01	19.6		MA											
-02	20.4													
-03	20.0													
-04	20.3													
-05	20.9													
0607164-20	20.2													
-21	19.7													
-22	19.6													
-23	19.4													
-24	19.9													
0607173-01	19.8													
-02	19.8													
-03	20.1		MA											
-03 MS	19.8		ID											
-03 MS D	20.3		ID											
-04	20.1		MA											
-05	19.5													
-06	20.4													
-07	19.7													
-08	20.6													
Acid Washed: Y/N		Y/N	Florisil: Y/N											
H ₂ SO ₄ ID#		MA	Lot#	MA										
		MA	Lot #	MA										

CH₂Cl₂ lot # CQ 685 NaOH ID# MA
 Hexane lot# MA Na₂SO₄ ID# PR00713060
 Acetone lot# MA
 BATCH ID/Test: 8100
 Glassware ID: 0607164E Method #(s): 8100

Prepared By: MA
 **Check off column if entire sample used and bottle discarded.
 Control #50.0001-0603A
 BATCH ID/Test: 8100
 Page

ESS Organic Preparation Logbook

Project #: 0607173 Surrogate ID# MA Matrix Spike ID# MA Analytical Matrix: SOIL
 Prep Date: 7/17/06 A YF0605Z D CC0034 Extraction Time: _____
 Batch ID: TX861720 B MA E MA Start: 13:00
 Extraction Method: 35H C _____ F _____ Finish: _____

ESS ID	Vol(ml)/ Wt(g)	Surrogate (ul or mg)	Matrix Spike (ul or mg)	Extract Vol (ml) Hex/CH ₂ Cl ₂	Transfer Vol #1 (ml) Hex/CH ₂ Cl ₂	Transfer Vol #2 (ml) Hex/CH ₂ Cl ₂	Transfer Date	Bath Temp (C)	pH	Discard * #	Comments	1st Rvw Init.	Witness Init.	2nd Rvw Init.	Analysis Performed
TX861720-B	20.0		MA			MA	7/17/06	40	MA			MA	MA	MA	PCB <input type="checkbox"/>
-18S	20.0														B/N SVOA <input type="checkbox"/>
-18D	20.0														SVOA <input type="checkbox"/>
0607173-10	20.4		MA												LL PAH <input type="checkbox"/>
-11	19.6														PEST <input type="checkbox"/>
-12	20.0		MA												TPH/GC <input type="checkbox"/>
-12MS	20.1														BIS-2 <input type="checkbox"/>
-12MS	20.4														PAH <input type="checkbox"/>
-13	20.6		MA												
-14	20.0														
-15	20.0														
-16	20.2														
-17	20.3														
-18	20.5		MA			MA	7/17/06	40	MA			MA	MA	MA	

Acid Washed: Y N H₂SO₄ ID# MA Cu Cleaned: Y N Florisil: Y N Silica Column/Carbon prep: Y N
 Prepared By: _____ Glasswool: 8100 Method #(s): 8100 NaOH ID# MA Na₂SO₄ ID# MA
 CH₂Cl₂ lot # CK111 Hexane lot# MA Acetone lot# _____
 BATCH ID/Test: 0661720 BATCH ID/Test: _____ Page _____

ESS Laboratory

Division of Thielsch Engineering, Inc.

CERTIFICATE OF ANALYSIS

Client Name: MACTEC Engineering & Consulting, Inc.
Client Project ID: Providence Gorham Site

ESS Laboratory Work Order: 0607173

Notes and Definitions

- E Reported above the quantitation limit; Estimated value.
+ Outside QC Limits.
ND Analyte NOT DETECTED above the detection limit
dry Sample results reported on a dry weight basis
RPD Relative Percent Difference
MDL Method Detection Limit
MRL Method Reporting Limit
mg/kg Results reported as wet weight
TCLP Toxicity Characteristic Leachate Procedure
I/V Initial Volume
F/V Final Volume
§ Subcontracted analysis; see attached report
TIC A forward library search of the NBS Mass Spectral Library was performed on this sample using the McLafferty Probability Base Matching (PBM) Algorithm. An estimated concentration of non-TCL compounds tentatively identified is quantified by the internal standard method. The nearest internal standard free of interferences was used to quantify. A response factor of one was assumed. This search was inclusive of the ten largest peaks greater than ten percent of the nearest internal standard.
1 Range result excludes concentrations of surrogates and/or internal standards eluting in that range.
2 Range result excludes concentrations of target analytes eluting in that range.
3 Range result excludes the concentration of the C9-C10 aromatic range.
Avg Results reported as a mathematical average.
NR No Recovery
¶ The state of RI does not grant certification for this method for non-potables.

Sample and Cooler Receipt Checklist

Client: Mactec
 Client Project ID: _____
 Shipped/Delivered Via: Client

ESS Project ID: 06070173
 Date Project Due: 7/21/06
 Days For Project: 5 Day

Items to be checked upon receipt:

- | | | | |
|--|-------------------------------|---|---|
| 1. Air Bill Manifest Present? | <input type="checkbox"/> * No | 10. Are the samples properly preserved? | <input type="checkbox"/> Yes |
| Air No.: | | 11. Proper sample containers used? | <input type="checkbox"/> Yes |
| 2. Were Custody Seals Present? | <input type="checkbox"/> No | 12. Any air bubbles in the VOA vials? | <input type="checkbox"/> N/A |
| 3. Were Custody Seals Intact? | <input type="checkbox"/> N/A | 13. Holding times exceeded? | <input type="checkbox"/> No |
| 4. Is Radiation count < 100 CPM? | <input type="checkbox"/> Yes | 14. Sufficient sample volumes? | <input type="checkbox"/> Yes |
| 5. Is a cooler present? | <input type="checkbox"/> Yes | 15. Any Subcontracting needed? | <input type="checkbox"/> No |
| Cooler Temp: <u>3.4</u> | | 16. Are ESS labels on correct containers? | <input checked="" type="checkbox"/> Yes <input type="checkbox"/> No |
| Iced With: <u>Ice</u> | | 17. Were samples received intact? | <input checked="" type="checkbox"/> Yes <input type="checkbox"/> No |
| 6. Was COC included with samples? | <input type="checkbox"/> Yes | ESS Sample IDs: _____ | |
| 7. Was COC signed and dated by client? | <input type="checkbox"/> Yes | Sub Lab: _____ | |
| 8. Does the COC match the sample | <input type="checkbox"/> Yes | Analysis: _____ | |
| 9. Is COC complete and correct? | <input type="checkbox"/> Yes | TAT: _____ | |

18. Was there need to call project manager to discuss status? If yes, please explain.

Who was called?: _____ By whom? _____

Sample Number	Properly Preserved	Container Type	# of Containers	Preservative
1	Yes	8 oz Soil Jar	1	NP
2	Yes	8 oz Soil Jar	1	NP
3	Yes	8 oz Soil Jar	1	NP
4	Yes	8 oz Soil Jar	1	NP
5	Yes	8 oz Soil Jar	1	NP
6	Yes	8 oz Soil Jar	1	NP
7	Yes	8 oz Soil Jar	1	NP
8	Yes	8 oz Soil Jar	1	NP
9	Yes	8 oz Soil Jar	1	NP
10	Yes	8 oz Soil Jar	1	NP
11	Yes	8 oz Soil Jar	1	NP
12	Yes	8 oz Soil Jar	1	NP
13	Yes	8 oz Soil Jar	1	NP
14	Yes	8 oz Soil Jar	1	NP
15	Yes	8 oz Soil Jar	1	NP
16	Yes	8 oz Soil Jar	1	NP
17	Yes	8 oz Soil Jar	1	NP
18	Yes	8 oz Soil Jar	1	NP

Completed By: [Signature]
 Reviewed By: [Signature]

Date/Time: 7/14/06
 Date/Time: 7-14-06

ESS Laboratory

Division of Thielsch Engineering, Inc.
 185 Frances Avenue, Cranston, RI 02910-2211
 Tel. (401) 461-7181 Fax (401) 461-4486
 www.esslaboratory.com

CHAIN OF CUSTODY

Turn Time Standard Other _____
 If faster than 5 days, prior approval by laboratory is required # _____
 State where samples were collected from:
 MA RI CT NH NJ NY ME Other _____
 Is this project for any of the following: USACE Other _____
 Navy _____

Reporting Limits _____
 Electronic Deliverable Yes No
 Format: Excel Access PDF Other _____
 ESS LAB PROJECT ID: 0607173

Co. Name: **MACTEC**
 Contact Person: **CHRIS RICARLI**
 City: _____ State: _____ Zip: _____
 Project # **365050011**
 Address: **TEL**
 Project Name (20 Char. or less): **GORHAM**
 PO# _____

Telephone # _____ Fax # _____ Email Address _____
 ESS LAB Sample # _____ Date _____ Collection Time _____
 MATRIX _____ GRAB _____ COMP _____

ESS LAB Sample #	Date	Collection Time	COMP	GRAB	MATRIX	Sample Identification (20 Char. or less)	Pre Code	Type of Containers	Number of Containers
1	7/14/06	1000	X			SS-SI565100	YF	4.0	1
2		1000				SS-SI565105		4.0	1
3		1015				SS-SI57B1		4.0	1
4		1030				SS-SI58		4.0	1
5		1045				SS-SI59		4.0	1
6		1100				SS-SI60		4.0	1
7		1115				SS-SI615100		4.0	1
8		1115				SS-SI615105		4.0	1
9		1130				SS-SI625100		4.0	1
10		1130				SS-SI625105		4.0	1

Container Type: P-Poly G-Glass S-Sterile V-VOA Matrix: S-Soil SD-Solid D-Sludge WW-Waste Water GW-Ground Water SW-Surface Water DW-Drinking Water O-Oil W-Wipes F-Filters
 Cooler Present Yes No Internal Use Only
 Seals Intact Yes No NA: Pickup
 Cooler Temp: 3.4 [] Technicians _____
 Preservation Code: 1- NR, 2- HCl, 3- H₂SO₄, 4- HNO₃, 5- NaOH, 6- MeOH, 7- Asorbic Acid, 8- ZnAct, 9- _____
 Sampled by: **DARON KUREKJIAN**
 Comments: _____
 Relinquished by: (Signature) **Daron Kurekjian** Date/Time **7/14/06/1155**
 Relinquished by: (Signature) **Tate** Date/Time **7/14/06/1155**
 Received by: (Signature) _____ Date/Time _____
 Received by: (Signature) _____ Date/Time _____

